

# **PROJECT MANUAL**



## **PEQUONNOCK RIVER TRAIL SECTION A2**

**STATE PROJECT NO. 144-192**

**FEDERAL PROJECT NO. H163 (002)**

**BID SUBMITTAL: SEPTEMBER 25, 2019 @ 10:00AM**

**RFP 6361**

**TOWN OF TRUMBULL  
5866 MAIN STREET  
TRUMBULL, CT 06611**

## **TABLE OF CONTENTS**

Note: This Table of Contents has been prepared for the convenience of those using this contract with the sole express purpose of locating quickly the information contained herein; and no claims shall arise due to omissions, additions, deletions, etc., as this Table of Contents shall not be considered part of the contract.

Invitation to Bid

Section 1 – General Requirements for Bidding and Instructions to Bidders

Section 2 – Bid

Section 3 – Contract and Bid Bond

Section 4 – Construction Contracts – Required Contract Provisions (FHWA Funded Contracts)

Section 5 – State Required Contract Provisions

Section 6 – Special Provisions

## **SECTION 1**

GENERAL REQUIREMENTS FOR BIDDING AND INSTRUCTIONS TO BIDDERS

*NOTICE TO BIDDERS*

**TOWN OF TRUMBULL  
REQUEST FOR PROPOSAL FOR  
PEQUONNOCK RIVER TRAIL SECTION A2  
STATE PROJ. NO. 144-192  
FEDERAL PROJ. NO. H163 (002)**

**RFP Bid #6361 DUE: SEPTEMBER 25, 2019 @ 2 pm**

Sealed bids for the Pequonnock River Trail Section A2, Trumbull, CT will be received at the office of the Purchasing Agent, 5866 Main Street, Trumbull, Connecticut, on or before the date indicated above, at which time all bids received will be opened and read aloud.

Bid documents are available from the Purchasing Department website [www.trumbull-ct.gov](http://www.trumbull-ct.gov), on the State Contracting portal <http://das.ct.gov/portal>. In addition, may be obtained (at a cost to you) from Digiprint, 909 Main Street., Stratford, CT 06615, and (203-375-1228). The consulting engineer for this project is: Kent Gannon, PE, Stantec, New Haven, CT ([kent.gannon@stantec.com](mailto:kent.gannon@stantec.com)).

BIDDERS shall comply with State mandated Guidelines and shall comply with Equal Opportunity Employment Practices, and Safety and Health Regulations.

Bid Security is required in the amount of ten percent (10%) of the base proposal and shall be in the form of a Certified Check or Bid Bond. The bidder agrees that 10% of the awarded contract value shall be performed by Disadvantaged Business Enterprises (DBE) certified by the Connecticut Department of Transportation as a subcontractor or owner-operator of construction equipment. The apparent low bidder, as determined by the Municipality immediately after the bid opening, shall submit the Pre-award DBE Commitment Approval Request form(s) to the Municipality **NO LATER THAN FIVE (5) calendar days after the bid opening**. This is a requirement of Title 49, Code of Federal Regulations (CFR) Part 26, Participation of DBEs.

The Town of Trumbull reserves the right to waive and/or reject any and all bids or any part thereof, waive the information in the bid process, and reject any unqualified bids, or accept any bid or part thereof, deemed to be in the best interest of the Town of Trumbull.

Kevin Bova  
Purchasing Agent

**TOWN OF TRUMBULL  
REQUEST FOR PROPOSAL FOR  
PEQUONNOCK RIVER TRAIL SECTION A2  
STATE PROJ. NO. 144-192  
FEDERAL PROJ. NO. H163 (002)**

**RFP Bid #6361 DUE: SEPTEMBER 25, 2019 @ 2 pm**

**GENERAL INSTRUCTIONS**

The Town of Trumbull, (hereinafter referred to as Town or Owner), through the office of the Purchasing Agent, will accept sealed bids for the **PEQUONNOCK RIVER TRAIL SECTION A2**. In the Town of Trumbull in accordance with the specifications and requirements detailed in this request. All qualified and interested parties (hereinafter referred to as bidder, bidder, contractor or supplier) are invited to submit bids under the terms and conditions set forth as follows:

This bid request is not a contract offer, and no contract exists until a written contract is signed by the Town and the successful bidder.

**1. PREPARATION FOR BIDS**

Bids shall be submitted by using the enclosed BID FORM that accompanies this request. Submit one (1) ORIGINAL and Two (2) EXACT COPY. Bidders should submit bids in a clear, concise and legible manner to permit proper evaluation of responsive bids.

An original and Two (2) exact copies of each Bid shall be submitted in a sealed envelope, and addressed to: Purchasing Agent, Town of Trumbull, in a sealed envelope and plainly marked on the outside as **"PEQUONNOCK RIVER TRAIL SECTION A2"**. The envelope shall bear on the outside the name of the bidder and address. No oral, telephone or telegraphic responses will be considered. Bids received after the advertised time and date due shall not be opened or considered.

**2. BID SUBMISSION**

- a) Bids are to be completed (unless directed otherwise in the specifications), printed, signed by an authorized agent, and sealed in an envelope (including all official literature, brochures, etc., which support this request) and addressed as follows:

**BID 6361: PEQUONNOCK RIVER TRAIL SECTION A2**

**DUE: SEPTEMBER 25, 2019 @ 2 pm**

Trumbull Town Hall – Attn: Kevin Bova, Purchasing Agent  
5866 Main Street, Trumbull CT 06611

- b) All Bids must be made on the enclosed Bid form. All blank spaces for Bid prices must be filled in, in ink or typewritten, and the bid form must be fully completed and executed when submitted. Please be advised that the person signing the formal bid must be authorized by your organization to contractually bind your firm with regard to prices and related contractual obligations for the subject project
- c) The party signing the formal bid must be authorized by your organization to contractually bind your firm with regard to prices and related contractual obligations for the contractual period requested.
- d) The Town reserves the right to correct, after bidder verification, any mistake in a bid that is a clerical error, such as a price extension or decimal point error.

**3. BID RESPONSE TIME**

Responses to this request shall be received at the office of the Purchasing Agent, Town Hall prior to the advertised hour (noted above) of opening, at which time all bids (total bid amount only) shall be publicly opened and read aloud. A bidder may withdraw a bid at any time prior to the above scheduled date and time. Any bid received after the above scheduled date and time shall not be considered or opened. No bidder may withdraw a bid within ninety (90) days after the actual bid opening.

**4. TOWN OPTIONS**

- a) The Town reserves the right to reject any or all bids and to waive any requirements, irregularities, technical defects or service therein when it is deemed to be in the best interest of the Town.
- b) Contract shall be awarded based on the lowest responsible bidder for the base bid only.
- c) Any item that is submitted as equal but upon delivery is found to not meet the bid specifications, that item will be returned at the vendor's expense.

## 5. TAX EXEMPT

The Town of Trumbull is exempt from the payment of taxes imposed by the Federal Government and/or State of Connecticut. Such taxes must not be included in the bid price. All purchases made by the Town and associated with the award of this requirement shall be tax exempt. Any taxes must not be included in bid prices. A Town Tax Exemption Certificate shall be furnished upon request.

## 6. SPECIFICATIONS

- a) Should any Bidder find discrepancies in the Specifications, or be in doubt as to the exact meaning, notify the Town at once. The Town may then at their option, issue Addenda clarifying same. The Town shall not be responsible for oral instructions or misinterpretations of Specifications.
- b) The Town reserves the right to issue Addenda at any time prior to the Bid Opening. All such Addenda become, upon issuance part of the Specification. Each Bidder shall cover such Addenda in the bid and shall acknowledge receipt of same on the blank provided therefore. It is the bidders' responsibility to access the Town's website or contact the Town for any addenda that may be issued in conjunction with this bid.

The Town reserves the right to require any or all Bidders to submit statements as to previous experience in performing comparable work; and as to financial and technical organizations and resources available for this work. The mere opening and reading aloud of a bid shall not constitute or imply the Town's acceptance of the suitability of a Bidder or the bid, nor shall possession of Drawings or Specifications constitute an invitation to bid. The competency and responsibility of Bidders as well as the number of working days required for completion will be considered in making an award.

## 7. INQUIRIES & ADDENDUMS

- a) All technical inquiries regarding this request shall be answered up to the close of business on September 18, 2019 after which time no additional questions will be accepted to Kent Gannon, PE, Project Manager ([kent.gannon@stantec.com](mailto:kent.gannon@stantec.com)) and William Maurer, PE, Town Engineer ([wmaurer@trumbull-ct.gov](mailto:wmaurer@trumbull-ct.gov)). All other questions may be directed to Kevin J. Bova Purchasing Agent (203.452.5042) [kbova@trumbull-ct.gov](mailto:kbova@trumbull-ct.gov).
- b) Answers to questions the Town deems to be in the interest of all bidders will be made available in writing, email or by Fax as appropriate to all bidders or posted as an addendum on the Town web site. No addenda shall be issued within 72 hours before any bid opening (excluding Saturdays, Sundays, and legal holidays).
- c) **It is the sole responsibility of a bidder to verify any addendums that may have been issued relating to this request prior to submission of a bid. Any notice of addendum shall be published on the Town website ([www.trumbull-ct.gov](http://www.trumbull-ct.gov)) in the Purchasing Department Section (Bid Notices). Failure to submit a response that does not address any changes or addendums may result in a disqualification of a bid submission.**

## 8. ASSIGNMENT OF RIGHTS, TITLES, AND INTERESTS

Any assignment or subcontracting by a bidder, supplier, or contractor for work to be performed, or goods and/or services to be provided, in whole or in part, and any other interest in conjunction with a Town procurement shall not be permitted without the express written consent of the Town of Trumbull.

## 9. HOLD HARMLESS CLAUSE

The Contractor agrees to indemnify, hold harmless and defend the Town from and against any and all liability for loss, damage or expense which the Town may suffer or for which the Town may be held liable by reason of injury, including death, to any person or damage to any property arising out of or in any manner connected with the operations to be performed under this request, whether or not due in whole or in part of any act, omission or negligence of the Owner or any of his representatives or employees.

## 10. WORK REGULATIONS, STANDARDS AND FEDERAL AND STATE PREVAILING WAGE

- a) All work activities performed in association with this request must be performed and completed for the Town in accordance with current Federal State and Local regulations. All services performed shall also conform to the latest OSHA standards and/or regulations. **This project is subject for payment of Federal and State of Connecticut PREVAILING WAGES**
- b) Applicable laws and regulations relating to employment practices, nondiscrimination, safety and health regulations shall be adhered to by the contractor. The contractor shall be responsible for "Certified Statements of Compliance" regarding Prevailing Wages. Contractor shall also collect and submit four (4) Certified "Statements of Compliance" from any sub-contractors.

## 11. INSURANCE

The successful bidder shall provide the Town Purchasing Agent with a Certificate of Insurance before work commences. The Town shall be named as an additional insured with an Insurance Company licensed to write such insurance in Connecticut, against the following risks and in not less than the following amounts:

- Worker's Compensation
- Contractor's Public Liability and Property Damage
- Automobile Insurance

<b>Commercial General Liability</b>		<b>Each Occurrence</b>	<b>Aggregate</b>
Bodily Injury Liability		\$2,000,000	\$5,000,000
Property Damage Liability		\$1,000,000	\$5,000,000
Personal Injury Liability		\$1,000,000	\$5,000,000
<b>Comprehensive Auto Liability</b>		<b>Each Occurrence</b>	<b>Aggregate</b>
Including coverage of owned, non owned & rented vehicles		\$2,000,000	\$5,000,000
<b>Worker's Compensation and Employers' Liability</b>			
EL Each Accident	EL Disease Each Employee	EL Disease Policy Limit	
\$500,000	\$500,000	\$500,000	

In addition to these requirements, the contractor shall comply with Section 1.03.07 of the Standard Specifications Form 817 which includes naming the State of Connecticut as an additional insured. In the event of a conflict between the standard specifications and these requirements the more restrictive requirement shall govern.

The insurance policy must contain the additional provision wherein the company agrees those Thirty (30) days prior to termination, expiration, cancellation or reduction of the insurance afforded by this policy with respect to the contract involved, written notice will be served by registered mail to the Purchasing Agent, Town of Trumbull.

Additionally the successful bidder (Contractor) shall provide adequate statutory Workmen's Compensation Insurance for all labor employed on this project, and comprehensive General Public Liability Insurance (Coverage "B")

The successful bidder (Contractor) and each Subcontractor agree that their insurance carriers waive subrogation against the Town, its agents or employees with respect to any loss covered by the Contractor's and each Subcontractor's insurance.

## 12. CONFLICT OF INTEREST

Public officials shall be prohibited from receiving any town work procured through a public Bid or bid waived process so as to avoid any appearance of impropriety or conflict of interest;  
And; Public officials cannot circumvent the intent of this ordinance by receiving town work Through a bid waiver, as proscribed by the Trumbull Town Charter.

## 13. BID, PERFORMANCE AND PAYMENT BONDS

- a) A Bond payable to the Owner must accompany each Bid for ten (10%) percent of the total amount of the Bid. As soon as the Bid prices have been compared, the Owner will return the bonds of all except the three lowest responsible Bids. When the Agreement is executed, the bonds of the two remaining unsuccessful Bidders will be returned. The Bid Bond of the successful Bidder will be retained until the Payment Bond and Performance Bond have been executed and approved, after which it will be returned. A certified check may be used in lieu of a Bid Bond.
- b) A Performance Bond and a Payment Bond, each in the amount of 100 percent (100%) of the Contract Price, with a corporate surety approved by the Owner, will be required for the faithful performance of the contract. Attorneys-in-fact who sign the Bid Bonds or Payment Bonds and Performance Bonds must file with each bond, a certified and effective dated copy of their power of attorney.
- c) The party to whom the contract is awarded will be required to execute the Agreement and obtain the Performance Bond and Payment Bond within ten (10) calendar days from the date when Notice of Award is delivered to the Bidder. The Notice of Award shall be accompanied by the necessary Agreement and Bond forms. In case of failure of the Bidder to execute the Agreement, the Owner may, at his option, consider the Bidder in default, in which case the Bid Bond accompanying the bid shall become the property of the Owner.
- d) The Owner, upon receipt of acceptable Performance Bond, Payment Bond and Agreement signed by the Contractor, shall sign the Agreement and return to the Contractor an executed duplicate of the Agreement within a reasonable period of time. The returned executed Agreement by the Owner to the Contractor shall be accompanied with a Notice to Proceed.

**14. LIQUIDATED DAMAGES:**

- a) Non-compliance with the scheduled completion date of the Contract shall result in engineering charges as follows:
- b) The Contractor shall pay liquidated damages of **\$1,500.00** per working day for each day after the agreed Contract completion date up to, and including, the actual date of completion.

**15. LOWEST RESPONSIBLE BID**

- a) The Town shall determine the “lowest responsible qualified bidder” on the basis of the Bidder submitting the lowest “Base Bid”.
- b) Bids will be compared on the basis of the “Base Bid” of the items listed in the Bid.
- c) The Bidder designated by the Town as the “lowest responsible qualified bidder” to whom the contract is awarded shall execute the Contract and submit the following documents:
  - i. Performance Bond
  - ii. Labor, Payment, Performance and Materials Bond
  - iii. Copy of valid license issued by the State of Connecticut, Department of Consumer Protection.
- d) In the event that the lowest responsible qualified bidder fails to execute the Contract and/or fails to provide the required documents within the time period prescribed, the Town, at its option, may consider the lowest responsible qualified bidder to be in default, in which case the Bid Guarantee shall become the property of the Town.

**16. MISCELLANEOUS**

- a) All Contractors must develop a complete and thorough schedule which demonstrates that the Contractor will be able to complete the project in a timely fashion.
  - b) Selected proposer agrees to warranty all work completed for this requirement.
  - c) The Town may make such investigations as necessary and it deems appropriate to determine the qualifications of the proposer to perform the work required. Each proposer shall submit a Statement of Bidder Qualifications. If the Town is not satisfied that the proposer is properly qualified, the Town reserves the right to reject the proposal of said proposer.
  - d) All material testing and material certification shall be in accordance with State requirements.
- All closeout documents must be in accordance with State requirements.

**17. DELIVERY- SCHEDULE**

Installation shall be scheduled with William Maurer, P.E., Town Engineer.

ALL Original Invoices, submittals, waiver of liens and certified payroll to be sent to Engineering

Department: ATT: William Maurer, P.E.

Town Engineer

Town Hall

5866 MAIN STREET

TRUMBULL CT 06611

**18. METHOD OF AWARD -PRICING**

The following criteria will be used to evaluate all Bids:

Price meets all the specifications and conditions requested herein.

All prices quoted are to be firm for a period of ninety (90) days following bid opening.

**19. AWARD AND AUTHORITY**

The Purchasing agent from Town Hall on will issue notification of award in writing along with Standard contract and a Purchase order.  
**THE TOWN RESERVES THE RIGHT TO ELIMINATE ANY OR ALL ALTERNATE ITEMS. LOW BIDDER WILL THEN BE BASED ON THE PROPOSAL OF REMAINING BASE BID AND / OR EITHER ALTERNATE**



**TOWN OF TRUMBULL  
REQUEST FOR PROPOSAL FOR  
PEQUONNOCK RIVER TRAIL SECTION A2  
STATE PROJ. NO. 144-192  
FEDERAL PROJ. NO. H163 (002)**

**RFP Bid #6361 DUE: SEPTEMBER 25, 2019 @ 2 pm**

**STATEMENT OF QUALIFICATIONS** (To be submitted with proposal)

**Submitted by:**

Name of Organization \_\_\_\_\_

Name of Individual \_\_\_\_\_

Title \_\_\_\_\_ Address \_\_\_\_\_

\_\_\_\_\_

\_\_\_\_\_

Telephone \_\_\_\_\_

**Submitted to:**

Name \_\_\_\_\_

Address \_\_\_\_\_

\_\_\_\_\_

\_\_\_\_\_

Telephone \_\_\_\_\_

Project Name and Description (if applicable)

\_\_\_\_\_

\_\_\_\_\_

**Contractor's General Business Information**

Check If:

Corporation Partnership Joint Venture Sole Proprietorship

**If Corporation:**

a. Date and State of Incorporation

\_\_\_\_\_

\_\_\_\_\_

b. List of Executive Officers

Name Title

\_\_\_\_\_

\_\_\_\_\_

\_\_\_\_\_

**If Partnership:**

a. Date and State of Organization

\_\_\_\_\_

b. Names of Current General Partners

\_\_\_\_\_

c. Type of Partnership

General Publicly Traded

Limited Other (describe): \_\_\_\_\_

**If Joint Venture:**

a. Date and State of Organization

\_\_\_\_\_

b. Name, Address and Form of Organization of Joint Venture Partners: (Indicate managing partner by an asterisk\*)

\_\_\_\_\_

\_\_\_\_\_

**If Sole Proprietorship:**

a. Date and State of Organization

\_\_\_\_\_

b. Name  
and Address of Owner or Owners

\_\_\_\_\_

\_\_\_\_\_

1. On Schedule A, attached, list major engineered construction projects completed by this organization in the past five (5) years. (If a joint venture list each participant's projects separately).
2. On Schedule B, attached, list current projects under construction by this organization. (If joint venture, list each participant's projects separately).
3. Name of surety company and name, address, and phone number of agent.

\_\_\_\_\_

\_\_\_\_\_

4. Is your organization a member of a controlled group of corporations as defined in I.R.C. Sec. 1563?  
Yes\_\_\_\_ No \_\_\_\_

If yes, show names and addresses of affiliated companies.

\_\_\_\_\_

\_\_\_\_\_

5. Furnish on Schedule C, attached, details of the construction experience of the principal individuals of your organization directly involved in construction operations.

6. Has your organization ever failed to complete any construction contract awarded to it?

Yes\_\_\_\_ No \_\_\_\_

If yes, describe circumstances on attachment.

7. Has any Corporate officer, partner, joint venture participant or proprietor ever failed to complete a construction contract awarded to him or her in their own name or when acting as a principal of another organization?

Yes\_\_\_\_ No \_\_\_\_

If yes, describe circumstances on attachment.

8. In the last five years, has your organization ever failed to substantially complete a project in a timely manner?

Yes\_\_\_\_ No \_\_\_\_

If yes, describe circumstances on attachment.

I hereby certify that the information submitted herewith, including any attachment is true to the best of my knowledge and belief.

Name of Organization: \_\_\_\_\_

By: \_\_\_\_\_

Title: \_\_\_\_\_

Dated: \_\_\_\_\_

**RFP Bid #6361 DUE: SEPTEMBER 25, 2019 @ 2 pm**

[illegible][illegible]



**TOWN OF TRUMBULL  
REQUEST FOR PROPOSAL FOR  
PEQUONNOCK RIVER TRAIL SECTION A2  
STATE PROJ. NO. 144-192  
FEDERAL PROJ. NO. H163 (002)**

**RFP Bid #6361 DUE: SEPTEMBER 25, 2019 @ 2 pm**

REFERENCES

*(To be submitted with proposal – attach additional pages as necessary)*

List references for similar services provided for at least Four (4) clients in the past five (5) years (attach any other client references if desired). **PLEASE NOTE IT IS THE TOWN'S INTENT TO COMMUNICATE WITH THE REFERENCES LISTED HEREIN.**

CLIENT 1:

Organization Name: \_\_\_\_\_  
Contact Name: \_\_\_\_\_ Phone: \_\_\_\_\_  
Service Dates: \_\_\_\_\_  
Project(s): \_\_\_\_\_

CLIENT 2:

Organization Name: \_\_\_\_\_  
Contact Name: \_\_\_\_\_ Phone: \_\_\_\_\_  
Service Dates: \_\_\_\_\_  
Project(s): \_\_\_\_\_

CLIENT 3:

Organization Name: \_\_\_\_\_  
Contact Name: \_\_\_\_\_ Phone: \_\_\_\_\_  
Service Dates: \_\_\_\_\_  
Project(s): \_\_\_\_\_

CLIENT 4:

Organization Name: \_\_\_\_\_  
Contact Name: \_\_\_\_\_ Phone: \_\_\_\_\_  
Service Dates: \_\_\_\_\_  
Project(s): \_\_\_\_\_

**TOWN OF TRUMBULL  
REQUEST FOR PROPOSAL FOR  
PEQUONNOCK RIVER TRAIL SECTION A2  
STATE PROJ. NO. 144-192  
FEDERAL PROJ. NO. H163 (002)**

**RFP Bid #6361 DUE: SEPTEMBER 25, 2019 @ 2 pm**

**PROPOSED SUBCONTRACTORS**

If none, write "None" \_\_\_\_\_.

---

---

\*Description of Work \_\_\_\_\_ Proposed Subcontractor Name \_\_\_\_\_  
Address \_\_\_\_\_

---

---

\*Description of Work \_\_\_\_\_ Proposed Subcontractor Name \_\_\_\_\_  
Address \_\_\_\_\_

---

---

\*Description of Work \_\_\_\_\_ Proposed Subcontractor Name \_\_\_\_\_  
Address \_\_\_\_\_

---

---

\*Description of Work \_\_\_\_\_ Proposed Subcontractor Name \_\_\_\_\_  
Address \_\_\_\_\_

---

---

\*Insert description of work and subcontractors' names as may be required.

This is to certify that the names of the above-mentioned subcontractors are submitted with full knowledge and consent of the respective parties.

The Proposer warrants that none of the proposed subcontractors have any conflict of interest as respects this contract.

**Proposer** \_\_\_\_\_  
(Fill in Name)

**By** \_\_\_\_\_  
(Signature and Title)

## **SECTION 2**

BID



**TOWN OF TRUMBULL  
REQUEST FOR PROPOSAL FOR  
PEQUONNOCK RIVER TRAIL SECTION A2  
STATE PROJ. NO. 144-192  
FEDERAL PROJ. NO. H163 (002)**

**RFP Bid #6361 DUE: SEPTEMBER 25, 2019 @ 2 pm**

**BID Proposal**

Bid of \_\_\_\_\_ (hereinafter called "Bidder"), organized and existing under the laws of the State of Connecticut, doing business as to the Engineering Department, Town of Trumbull, Connecticut (hereinafter called the "Owner").

In compliance with your Advertisement for Bids, Bidder hereby proposes for the **PEQUONNOCK RIVER TRAIL SECTION A2** project, in the Town of Trumbull, Connecticut together with all related incidental and appurtenant work as described in the specifications or outlined and/or shown on the exhibits. The work is to be done in strict accordance with the Specifications, Drawings and all Contract Documents, within the time set forth therein, and at the prices stated on the Bid Schedule.

By submission of this Bid, each Bidder certifies, that this Bid has been arrived at independently, without consultation, communication, or agreement as to any matter relating to this Bid with any other Bidder or with any competitor.

Bidder hereby agrees to commence work under this contract on or before a date to be specified in the "Notice to Proceed", and to fully complete the Project within **one hundred eighty (180)** consecutive calendar days thereafter.

Bidder further agrees to pay as liquidated damages, the sum of **(\$1,500.00)** one thousand five hundred dollars for each consecutive calendar day thereafter till completion of the full contract as provided in the General Conditions. Bidder further agrees that he will provide and sustain the required Bonds and Insurance Policies as required.

Bidder understands that the Owner reserves the right to reject any or all bids and to waive any informality in the bidding.

Bidder agrees that this bid shall be good and may not be withdrawn for a period of ninety (90) calendar days after the scheduled closing time for receiving bids.

Upon receipt of written notice of the acceptance of this bid, bidder shall execute the formal contract attached within five (5) days and deliver a Surety Bond or Bonds as required in the General Conditions. The Bid Security attached in the sum of \_\_\_\_\_ Dollars (\$ \_\_\_\_\_) is to become the property of the Owner in the event the contract and bond are not executed within the time above set forth, as liquidated damages for the delay and additional expense to the Owner caused thereby.

\_\_\_\_\_  
Company Name

\_\_\_\_\_  
By (Signature)

\_\_\_\_\_  
Address

\_\_\_\_\_  
Print Name

\_\_\_\_\_  
City-Town-Zip

\_\_\_\_\_  
Title

\_\_\_\_\_  
Date

\_\_\_\_\_  
Telephone/Fax

## **BID – PEQUONNOCK RIVER TRAIL SECTION A2 (continued)**

**The undersigned hereby declares** that in regard to all conditions affecting the work to be done and the labor and materials required, this bid is based on his investigations and findings, and the Town of Trumbull and the Engineers and their officers, agents and employees shall not in any manner be held responsible for the accuracy of, or be bound by any estimates, borings, water or underground conditions relative to the proposed work, indicated in this or in the other contract documents; that no warranty or representation has been made by the Town of Trumbull or the Engineers or their officers, agents and employees as to subsurface soil or rock conditions, ground water, or other underground and similar conditions; nor has any representation or warranty been so made that the estimated quantities to be used for comparison of bids will even approximate the actual quantities or materials and work which the Contractor may be required to furnish or perform.

Project **PEQUONNOCK RIVER TRAIL SECTION A2**  
State Project No. 144-192  
Federal Project No.  
H163(002) TRUMBULL,  
CONNECTICUT

Date: \_\_\_\_\_

Submitted by:

\_\_\_\_\_  
(full name)

\_\_\_\_\_  
(full address)

### **1. ACCEPTANCE**

- a. This offer shall be open to acceptance for ninety (90) days from the Bid opening date.
- b. If this Bid is accepted by the Owner within the time period stated above, Undersigned will:
- c. Execute this Agreement within ten days of receipt of acceptance of this Bid.
- d. Furnish the required bond (s) within ten days of receipt of acceptance of this Bid.
- e. Commence work within seven days after written Notice to Proceed or Contract signing.
- f. If this Bid is accepted within the time stated, and the Undersigned fails to provide the required Bond(s), the Owner may charge against the Undersigned the difference between the amount of this bid and the amount for which the contract for the work is subsequently executed, irrespective of whether the amount thus due exceeds the amount of the bid guaranty.
- g. In the event this Bid is not accepted within the time stated above, the required security deposit shall be returned to the undersigned, in accordance with the provisions of the Instructions to Bidders; unless a mutually satisfactory arrangement is made for its retention and validity for an extended period of time.

### **2. CONTRACT TIME**

If this Bid is accepted, the Undersigned will complete all the work per the contract documents and shall receive satisfactory inspection by the appropriate municipal and state entities within **180 calendar days** from Notice to Proceed. Is it additionally understood that liquidated damages, in the amount of **\$1,500 per calendar day**, will be assessed for failure to complete the project within the above time period.

### **3. CHANGES TO THE WORK**

Equitable adjustments for Changes in the Work will be net cost plus a percentage feed in accordance with the General Conditions.

4. The following Addenda have been received. The modifications to the Bid Documents noted therein have been considered and all costs thereto are included in the Base Bid.

**Addendum No.** , **Dated**

Addendum No. \_\_\_\_\_, dated \_\_\_\_\_

Addendum No. \_\_\_\_\_, dated \_\_\_\_\_

Addendum No. \_\_\_\_\_, dated \_\_\_\_\_

Page Left Blank on purpose

**TOWN OF TRUMBULL  
REQUEST FOR PROPOSAL FOR  
PEQUONNOCK RIVER TRAIL SECTION A2  
STATE PROJ. NO. 144-192  
FEDERAL PROJ. NO. H163 (002)**

**RFP Bid #6361 DUE: SEPTEMBER 25, 2019 @ 2 pm**

Proposal Base  
Bid

The bidder shall fill in, under the column "Unit Prices in Figures" the unit prices, written in words and numbers, for which he proposes to perform the various items of work called for, and under the column headed "Total Bid Price" the amount of each of the items at the unit price bid.

ITEM NO.	ITEM DESCRIPTION	UNIT	EST'D QTY.	Unit Price in Figures	Total Bid Price Qty X Unit Price
0201001A	CLEARING AND GRUBBING	LS	1	\$ _____	\$ _____
0201042A	RESET LANDSCAPING IRRIGATION SYSTEM	LS	1	\$ _____	\$ _____
0201501A	RESET MAILBOX	ea.	2	\$ _____	\$ _____
0202000	Earth Excavation	c.y.	235	\$ _____	\$ _____
0202100	Rock Excavation	c.y.	10	\$ _____	\$ _____
0202451A	TEST PIT EXCAVATION	c.y.	35	\$ _____	\$ _____
0202503	REMOVAL OF CONCRETE CURBING	l.f.	1140	\$ _____	\$ _____

0202512	CUT CONCRETE SIDEWALK	l.f.	15	\$ _____	\$ _____
0202522	REMOVAL OF BITUMINOUS TYPE PAVEMENT	s.y.	60	\$ _____	\$ _____
0202529	CUT BITUMINOUS CONCRETE PAVEMENT	l.f.	2168	\$ _____	\$ _____
0202559A	REMOVE AND RESET SURVEY MONUMENT	ea.	1	\$ _____	\$ _____
0209001	FORMATION OF SUBGRADE	s.y.	3350	\$ _____	\$ _____
0286001.10	ROCK IN DRAINAGE TRENCH EXCAVATION 0'-10' DEEP	c.y.	2	\$ _____	\$ _____
0211000	ANTI-TRACKING PAD	s.y.	170	\$ _____	\$ _____
0212000	Subbase	c.y.	180	\$ _____	\$ _____
0219001	SEDIMENTATION CONTROL SYSTEM	l.f.	2450	\$ _____	\$ _____
0219011	SEDIMENT CONTROL SYSTEM AT CATCH BASIN	ea.	18	\$ _____	\$ _____
0304002	PROCESSED AGGREGATE BASE	c.y.	25	\$ _____	\$ _____
0406002	TEMPORARY PAVEMENT	s.y.	20	\$ _____	\$ _____
0406170	HMA S1	ton	90	\$ _____	\$ _____

0406171	HMA S0.5	ton	89	\$ _____	\$ _____
0406172	HMA S0.375	ton	266	\$ _____	\$ _____
0406236	MATERIAL FOR TACK COAT	gal	200	\$ _____	\$ _____
0406275A	FINE MILLING OF BITUMINOUS CONCRETE (0" TO 4")	s.y.	2210	\$ _____	\$ _____
0406993A	BITUMINOUS CONCRETE PAVEMENT COLORING AND STAMPING	s.f.	1850	\$ _____	\$ _____
0586001.10	TYPE 'C' CATCH BASIN - 0' - 10' DEEP	ea.	1	\$ _____	\$ _____
0586600	RESET CATCH BASIN	ea.	12	\$ _____	\$ _____
0586650	RESET MANHOLE	ea.	2	\$ _____	\$ _____
0586750	TYPE 'C' CATCH BASIN TOP	ea.	10	\$ _____	\$ _____
0586760	TYPE 'C-L' CATCH BASIN TOP	ea.	2	\$ _____	\$ _____
0686000.15	15" R.C. PIPE - 0' - 10' DEEP	l.f.	30	\$ _____	\$ _____
0811001	CONCRETE CURBING	l.f.	1335	\$ _____	\$ _____
0815091	REMOVAL OF BITUMINOUS CONCRETE LIP CURBING	l.f.	1450	\$ _____	\$ _____

0815001	BITUMINOUS CONCRETE LIP CURBING	l.f.	1450	\$ _____	\$ _____
0906202A	WOOD FENCE	l.f.	318	\$ _____	\$ _____
0906204A	THREE RAIL WOOD FENCE	l.f.	160	\$ _____	\$ _____
0921001	CONCRETE SIDEWALK	s.f.	6900	\$ _____	\$ _____
0921005	CONCRETE SIDEWALK RAMP	s.f.	1000	\$ _____	\$ _____
0921014A	CONCRETE PAVING BRICK	s.f.	2550	\$ _____	\$ _____
0921039	DETECTABLE WARNING STRIP	ea.	15	\$ _____	\$ _____
0922001	BITUMINOUS CONCRETE SIDEWALK	s.y.	1580	\$ _____	\$ _____
0922500	BITUMINOUS CONCRETE DRIVEWAY (COMMERCIAL)	s.y.	35	\$ _____	\$ _____
0922501	BITUMINOUS CONCRETE DRIVEWAY	s.y.	75	\$ _____	\$ _____
0924002	CONCRETE DRIVEWAY RAMP	c.y.	30	\$ _____	\$ _____



0944000	Furnishing And Placing Topsoil	s.y.	1250	\$_____	\$_____
0947207A	BICYCLE STAND	ea.	3	\$_____	\$_____
0949000	WOOD CHIP MULCH	s.y.	465	\$_____	\$_____
0949003A	FURNISHING, PLANTING AND MULCHING TREES, SHRUBS, VINES AND GROUND COVER PLANTS	LS	1	\$_____	\$_____
0949111A	PROTECTIVE FENCING	l.f.	100	\$_____	\$_____
0949432	ROOT PRUNING	l.f.	750	\$_____	\$_____
0950019A	TURF ESTABLISHMENT - LAWN	s.y.	1250	\$_____	\$_____
0969060A	CONSTRUCTION FIELD OFFICE, SMALL	mo.	8	\$_____	\$_____
0970006	TRAFFICPERSON (MUNICIPAL POLICE OFFICER) (ESTIMATED COST)	est.	34000	\$____34,000.00	\$_____
0970007	TRAFFICPERSON (UNIFORMED FLAGGER)	hr	780	\$_____	\$_____
0971001A	MAINTENANCE AND PROTECTION OF TRAFFIC	LS	1	\$_____	\$_____

0975004	MOBILIZATION AND PROJECT CLOSEOUT	LS	1	\$ _____	\$ _____
0976002	BARRICADE WARNING LIGHTS - HIGH INTENSITY	day	960	\$ _____	\$ _____
0977001	TRAFFIC CONE	ea.	100	\$ _____	\$ _____
0978002	TRAFFIC DRUM	ea.	25	\$ _____	\$ _____
0979003	CONSTRUCTION BARRICADE TYPE III	ea.	4	\$ _____	\$ _____
0980001	CONSTRUCTION STAKING	LS	1	\$ _____	\$ _____
0992090A	BENCH	ea.	2	\$ _____	\$ _____
1002203	TRAFFIC CONTROL FOUNDATION- PEDESTAL- TYPE I	ea.	3	\$ _____	\$ _____
1008115	2" RIGID METAL CONDUIT IN TRENCH	l.f.	35	\$ _____	\$ _____
1008215	2" RIGID METAL CONDUIT UNDER ROADWAY	l.f.	56	\$ _____	\$ _____
1008908A	CLEAN EXISTING CONDUIT	l.f.	235	\$ _____	\$ _____
1010021	CONCRETE HANDHOLE - TYPE II	ea.	2	\$ _____	\$ _____
1010054	CAST IRON HANDHOLE COVER, TYPE II	ea.	2	\$ _____	\$ _____

1010060A	CLEAN EXISTING CONCRETE HANDHOLE	ea.	4	\$ _____	\$ _____
1102002	8' ALUMINUM PEDESTAL	ea.	3	\$ _____	\$ _____
1102013	MODIFY EXISTING PEDESTALS	ea.	2	\$ _____	\$ _____
1106003A	1 WAY PEDESTRIAN SIGNAL PEDESTAL MOUNTED	ea.	4	\$ _____	\$ _____
1106004A	2 WAY PEDESTRIAN SIGNAL PEDESTAL MOUNTED	ea.	1	\$ _____	\$ _____
1107011A	ACCESSIBLE PEDESTRIAN SIGNAL AND DETECTOR(TYPE A)	ea.	5	\$ _____	\$ _____
1108163A	MODIFY EXISTING CONTROLLER	ea.	1	\$ _____	\$ _____
1113103	7 CONDUCTOR NO. 14 CABLE	l.f.	514	\$ _____	\$ _____
1113104	9 CONDUCTOR NO. 14 CABLE	l.f.	306	\$ _____	\$ _____
1116100A	INTERNALLY ILLUMINATED SIGN (LED)	ea.	2	\$ _____	\$ _____
1118012A	REMOVAL AND/OR RELOCATION OF TRAFFIC SIGNAL EQUIPMENT	LS	1	\$ _____	\$ _____
1205201	TYPE DE-1 DELINEATOR	ea.	1	\$ _____	\$ _____
1206023A	REMOVAL AND RELOCATION OF EXISTING SIGNS	LS	1	\$ _____	\$ _____

1208931	SIGN FACE - SHEET ALUMINUM (TYPE IX RETROREFLECTIVE SHEETING)	s.f.	25	\$ _____	\$ _____
1208932	SIGN FACE - SHEET ALUMINUM (TYPE IV RETROREFLECTIVE SHEETING)	s.f.	54	\$ _____	\$ _____
1210101	4" WHITE EPOXY RESIN PAVEMENT MARKINGS	l.f.	1440	\$ _____	\$ _____
1210102	4" YELLOW EPOXY RESIN PAVEMENT MARKINGS	l.f.	840	\$ _____	\$ _____
1210105	EPOXY RESIN PAVEMENT MARKINGS, SYMBOLS AND LEGENDS	s.f.	1010	\$ _____	\$ _____
1211001	REMOVAL OF PAVEMENT MARKINGS	s.f.	550	\$ _____	\$ _____
1220027	CONSTRUCTION SIGNS	s.f.	400	\$ _____	\$ _____
1302047A	RESET GATE BOXES	ea.	3	\$ _____	\$ _____
1700001A	SERVICE CONNECTIONS (ESTIMATED COST)	est.	5000	\$ _____	\$ _____

TOTAL AMOUNT OF BASE BID IN FIGURES

\$ \_\_\_\_\_

TOTAL AMOUNT OF BASE BID IN WRITTEN

\$ \_\_\_\_\_

**ADDITIVE ALTERNATE NO. 1**

The bidder shall fill in, under the column "Unit Prices in Figures" the unit prices, written in words and numbers, for which he proposes to perform the various items of work called for, and under the column headed "Total Bid Price" the amount of each of the items at the unit price bid.

ITEM NO.	ITEM DESCRIPTION	UNIT	EST'D QTY.	Unit Price in Figures	Total Bid Price Qty X Unit Price
0202529	CUT BITUMINOUS CONCRETE PAVEMENT	l.f.	1352	\$ _____	\$ _____
0212000	Subbase	c.y.	100	\$ _____	\$ _____
0406170	HMA S1	ton	88	\$ _____	\$ _____
0406171	HMA S0.5	ton	70	\$ _____	\$ _____
0811001	CONCRETE CURBING	l.f.	1350	\$ _____	\$ _____
0815001	BITUMINOUS CONCRETE LIP CURBING	l.f.	-1355	\$ _____	\$ _____
0921001	CONCRETE SIDEWALK	s.f.	13700	\$ _____	\$ _____
0922001	BITUMINOUS CONCRETE SIDEWALK	s.y.	-1580	\$ _____	\$ _____

TOTA AMOUNT OF **ALTERNATE NO. 1** BID IN FIGURES \$ \_\_\_\_\_

TOTAL AMOUNT OF **ALTERNATE NO. 1** BID WRITTEN \_\_\_\_\_

TOTAL AMOUNT OF BASE BID PLUS ALT 1 BID IN FIGURES \$ \_\_\_\_\_

TOTAL AMOUNT OF BASE BID PLUS ALT 1 BID WRITTEN \_\_\_\_\_

**TOWN OF TRUMBULL  
REQUEST FOR PROPOSAL FOR  
PEQUONNOCK RIVER TRAIL SECTION A2  
STATE PROJ. NO. 144-192  
FEDERAL PROJ. NO. H163 (002)**

**RFP Bid #6361 DUE: SEPTEMBER 25, 2019 @ 2 pm**

NON-COLLUSION AFFIDAVIT OF PRIME BIDDER

State of \_\_\_\_\_)

) SS:

County of \_\_\_\_\_)

\_\_\_\_\_, being first duly sworn,

1. He is \_\_\_\_\_ of  
the bidder that has submitted the attached bid.
2. He is fully informed respecting the preparation and contents of the attached Bid and of all pertinent circumstances respecting such bid.
3. Such price is genuine and is not a collusive or sham bid.
4. Neither the said Bidder nor any of its officers, partners, owners, agents, representatives, employees or parties in interest, including this affiant, has in any way colluded, conspired, connived or agreed, directly or indirectly with any other Bidder, firm or person to submit a collusive or sham Bid in connection with the Contract for which the Contract, or has in any manner, directly or indirectly, sought by agreement or collusion or communications or conference with any other Bidder, firm or person to fix the proceeds or prices in the attached Bid or of any other Bidder, or to fix any overhead, profit or cost element of the Bid price or the Bid price of any bidder, or to secure through any collusion, conspiracy, connivance or unlawful agreement any advantage, against the Town of Trumbull, (Owner) or any person interested in the proposed Contract; and
5. The price or prices quoted in the attached Bid are fair and proper and are not tainted by any collusion, conspiracy, connivance or unlawful agreement on the part of the Bidder or any of its agents, representatives, owners, employees, or parties in interest including this affiant.

Signed \_\_\_\_\_

Title

Subscribed and sworn to before me this \_\_\_\_\_ day of \_\_\_\_\_, 20

Title

My Commission Expires

**TOWN OF TRUMBULL  
REQUEST FOR PROPOSAL FOR  
PEQUONNOCK RIVER TRAIL SECTION A2  
STATE PROJ. NO. 144-192  
FEDERAL PROJ. NO. H163 (002)**

**RFP Bid #6361 DUE: SEPTEMBER 25, 2019 @ 2 pm**

**BID BOND to be submitted with RFP proposal**

Any singular reference to Bidder, Surety, Owner or other party shall be considered plural where applicable.

---

**BIDDER** *(Name and Address):*

**SURETY** *(Name, and Address of Principal Place of Business):*

**OWNER** *(Name and Address):*

**BID**

Bid Due Date:

Description *(Project Name— Include Location):*

**BOND**

Bond

Num

ber:

Date:

Penal sum

\$

---

(Words)

(Figures)

Surety and Bidder, intending to be legally bound hereby, subject to the terms set forth below, do each cause this Bid Bond to be duly executed by an authorized officer, agent, or representative.

**BIDDER**

**SURETY**

(Seal)

(Seal)

---

Bidder's Name and Corporate Seal

---

Surety's Name and Corporate Seal

By:

By:

Signature

Signature (Attach Power of Attorney)

Print Name

Print Name

Title

Title

Attest:

Attest:



## **SECTION 3**

### **CONTRACT AND BONDS**

## **SECTION 4**

CONSTRUCTION CONTRACTS – REQUIRED CONTRACT PROVISIONS (FHWA  
FUNDED CONTRACTS)

## **Construction Contracts - Required Contract Provisions (FHWA Funded Contracts)**

### **Index**

1. Federal Highway Administration (FHWA) Form 1273 (Revised May 1, 2012)
2. Title VI of the Civil Rights Act of 1964 / Nondiscrimination Requirements
3. Contractor Work Force Utilization (Federal Executive Order 11246) / Specific Equal Employment Opportunity
4. Requirements of Title 49, CFR, Part 26, Participation by DBEs
5. Contract Wage Rates
6. Americans with Disabilities Act of 1990, as Amended
7. Connecticut Statutory Labor Requirements
  - a. Construction, Alteration or Repair of Public Works Projects; Wage Rates
  - b. Debarment List - Limitation on Awarding Contracts
  - c. Construction Safety and Health Course
  - d. Awarding of Contracts to Occupational Safety and Health Law Violators Prohibited
  - e. Residents Preference in Work on Other Public Facilities (Not Applicable to Federal Aid Contracts)
8. Tax Liability - Contractor's Exempt Purchase Certificate (CERT – 141)
9. Executive Orders (State of CT)
10. Non Discrimination Requirement (pursuant to section 4a-60 and 4a-60a of the Connecticut General Statutes, as revised)
11. Whistleblower Provision
12. Connecticut Freedom of Information Act
  - a. Disclosure of Records
  - b. Confidential Information
13. Service of Process
14. Substitution of Securities for Retainages on State Contracts and Subcontracts
15. Health Insurance Portability and Accountability Act of 1996 (HIPAA)
16. Forum and Choice of Law
17. Summary of State Ethics Laws

18. Audit and Inspection of Plants, Places of Business and Records
19. Campaign Contribution Restriction
20. Tangible Personal Property
21. Bid Rigging and/or Fraud – Notice to Contractor
22. Consulting Agreement Affidavit
23. Federal Cargo Preference Act Requirements (46 CFR 381.7(a)-(b))

**Index of Exhibits**

- EXHIBIT A – FHWA Form 1273 (Begins on page 14)
- EXHIBIT B – Title VI Contractor Assurances (page 34)
- EXHIBIT C – Contractor Work Force Utilization (Federal Executive Order 11246) / Equal Employment Opportunity (page 36)
- EXHIBIT D – Health Insurance Portability and Accountability Act of 1996 (HIPAA) (page 43)
- EXHIBIT E - Campaign Contribution Restriction (page 51)
- EXHIBIT F – Federal Wage Rates (Attached at the end)
- EXHIBIT G - State Wage Rates (Attached at the end)

### **1. Federal Highway Administration (FHWA) Form 1273**

The Contractor shall comply with the Federal Highway Administration (FHWA), Form 1273 attached at Exhibit A, as revised, which is hereby made part of this contract. The Contractor shall also require its subcontractors to comply with the FHWA – Form 1273 and include the FHWA – Form 1273 as an attachment to all subcontracts and purchase orders.

### **2. Title VI of the Civil Rights Act of 1964 / Nondiscrimination Requirements**

The Contractor shall comply with Title VI of the Civil Rights Act of 1964 as amended (42 U.S.C. 2000 et seq.), all requirements imposed by the regulations of the United States Department of Transportation (49 CFR Part 21) issued in implementation thereof, and the Title VI Contractor Assurances attached hereto at Exhibit B, all of which are hereby made a part of this Contract.

### **3. Contractor Work Force Utilization (Federal Executive Order 11246) / Equal Employment Opportunity**

- (a) The Contractor shall comply with the Contractor Work Force Utilization (Federal Executive Order 11246) / Equal Employment Opportunity requirements attached at Exhibit C and hereby made part of this Contract, whenever a contractor or subcontractor at any tier performs construction work in excess of \$10,000. These goals shall be included in each contract and subcontract. Goal achievement is calculated for each trade using the hours worked under each trade.
- (b) Companies with contracts, agreements or purchase orders valued at \$10,000 or more will develop and implement an Affirmative Action Plan utilizing the ConnDOT Affirmative Action Plan Guideline. This Plan shall be designed to further the provision of equal employment opportunity to all persons without regard to their race, color, religion, sex or national origin, and to promote the full realization of equal employment opportunity through a positive continuation program. Plans shall be updated as required by ConnDOT.

### **4. Requirements of Title 49, Code of Federal Regulations (CFR), Part 26, Participation by DBEs, as may be revised.**

Pursuant to 49 CFR 26.13, the following paragraph is part of this Contract and shall be included in each subcontract the Contractor enters into with a subcontractor:

“The Contractor, subrecipient or subcontractor shall not discriminate on the basis of race, color, national origin, or sex in the performance of this contract. The Contractor shall carry out applicable requirements of 49 CFR Part 26, Participation by DBEs, in the award and administration of U.S. DOT-assisted contracts. Failure by the Contractor to carry out these requirements is a material breach of this Contract, which may result in the termination of this contract or such other remedy as ConnDOT (recipient) deems appropriate, which may include, but is not limited to: (1) Withholding monthly progress payments, (2) Assessing sanctions, (3) Liquidated damages; and/or, (4) Disqualifying the contractor from future bidding as non-responsible.”

## 5. Contract Wage Rates

The Contractor shall comply with:

The Federal and State wage rate requirements indicated in Exhibits F and G hereof, as revised, are hereby made part of this Contract. The Federal wage rates (Davis-Bacon Act) applicable to this Contract shall be the Federal wage rates that are current on the US Department of Labor website (<http://www.wdol.gov/dba.aspx>) as may be revised 10 days prior to bid opening. These applicable Federal wage rates will be physically incorporated in the final contract document executed by both parties. The Department will no longer physically include revised Federal wage rates in the bid documents or as part of addenda documents, prior to the bid opening date. During the bid advertisement period, bidders are responsible for obtaining the appropriate Federal wage rates from the US Department of Labor website.

To obtain the latest Federal wage rates go to the US Department of Labor website (link above). Under Davis-Bacon Act, choose "Selecting DBA WDs" and follow the instruction to search the latest wage rates for the State, County and Construction Type. Refer to the Notice to Contractor (NTC) - Federal Wage Determinations (Davis Bacon Act).

If a conflict exists between the Federal and State wage rates, the higher rate shall govern.

Prevailing Wages for Work on State Highways; Annual Adjustments. With respect to contracts for work on state highways and bridges on state highways, the Contractor shall comply with the provisions of Section 31-54 and 31-55a of the Connecticut General Statutes, as revised.

As required by Section 1.05.12 (Payrolls) of the State of Connecticut, Department of Transportation's Standard Specification for Roads, Bridges and Incidental Construction (FORM 816), as may be revised, every Contractor or subcontractor performing project work on a Federal aid project is required to post the relevant prevailing wage rates as determined by the United States Secretary of Labor. The wage rate determinations shall be posted in prominent and easily accessible places at the work site.

## 6. Americans with Disabilities Act of 1990, as Amended

This provision applies to those Contractors who are or will be responsible for compliance with the terms of the Americans with Disabilities Act of 1990, as amended (42 U.S.C. 12101 et seq.), (Act), during the term of the Contract. The Contractor represents that it is familiar with the terms of this Act and that it is in compliance with the Act. Failure of the Contractor to satisfy this standard as the same applies to performance under this Contract, either now or during the term of the Contract as it may be amended, will render the Contract voidable at the option of the State upon notice to the contractor. The Contractor warrants that it will hold the State harmless and indemnify the State from any liability which may be imposed upon the State as a result of any failure of the Contractor to be in compliance with this Act, as the same applies to performance under this Contract.

## 7. Connecticut Statutory Labor Requirements

- (a) **Construction, Alteration or Repair of Public Works Projects; Wage Rates.** The Contractor shall comply with Section 31-53 of the Connecticut General Statutes, as revised. The wages paid on an hourly basis to any person performing the work of any mechanic, laborer or worker on the work herein contracted to be done and the amount of payment or contribution paid or payable on behalf of each such person to any employee welfare fund, as defined in subsection (i)

of section 31-53 of the Connecticut General Statutes, shall be at a rate equal to the rate customary or prevailing for the same work in the same trade or occupation in the town in which such public works project is being constructed. Any contractor who is not obligated by agreement to make payment or contribution on behalf of such persons to any such employee welfare fund shall pay to each mechanic, laborer or worker as part of such person's wages the amount of payment or contribution for such person's classification on each pay day.

(b) **Debarment List. Limitation on Awarding Contracts.** The Contractor shall comply with Section 31-53a of the Connecticut General Statutes, as revised.

(c) **Construction Safety and Health Course.** The Contractor shall comply with section 31-53b of the Connecticut General Statutes, as revised. The contractor shall furnish proof to the Labor Commissioner with the weekly certified payroll form for the first week each employee begins work on such project that any person performing the work of a mechanic, laborer or worker pursuant to the classifications of labor under section 31-53 of the Connecticut General Statutes, as revised, on such public works project, pursuant to such contract, has completed a course of at least ten hours in duration in construction safety and health approved by the federal Occupational Safety and Health Administration or, has completed a new miner training program approved by the Federal Mine Safety and Health Administration in accordance with 30 CFR 48 or, in the case of telecommunications employees, has completed at least ten hours of training in accordance with 29 CFR 1910.268.

Any employee required to complete a construction safety and health course as required that has not completed the course, shall have a maximum of fourteen (14) days to complete the course. If the employee has not been brought into compliance, they shall be removed from the project until such time as they have completed the required training.

Any costs associated with this notice shall be included in the general cost of the contract. In addition, there shall be no time granted to the contractor for compliance with this notice. The contractor's compliance with this notice and any associated regulations shall not be grounds for claims as outlined in Section 1.11 – "Claims".

(d) **Awarding of Contracts to Occupational Safety and Health Law Violators Prohibited.** The Contract is subject to Section 31-57b of the Connecticut General Statutes, as revised.

(e) **Residents Preference in Work on Other Public Facilities. NOT APPLICABLE TO FEDERAL AID CONTRACTS.** Pursuant to Section 31-52a of the Connecticut General Statutes, as revised, in the employment of mechanics, laborers or workmen to perform the work specified herein, preference shall be given to residents of the state who are, and continuously for at least six months prior to the date hereof have been, residents of this state, and if no such person is available, then to residents of other states

## **8. Tax Liability - Contractor's Exempt Purchase Certificate (CERT – 141)**

The Contractor shall comply with Chapter 219 of the Connecticut General Statutes pertaining to tangible personal property or services rendered that is/are subject to sales tax. The Contractor is responsible for determining its tax liability. If the Contractor purchases materials or supplies pursuant to the Connecticut Department of Revenue Services' "Contractor's Exempt Purchase Certificate (CERT-141)," as may be revised, the Contractor acknowledges and agrees that title to such materials and supplies installed or placed in the project will vest in the State simultaneously with passage of title

from the retailers or vendors thereof, and the Contractor will have no property rights in the materials and supplies purchased.

Forms and instructions are available anytime by:

Internet: Visit the DRS website at [www.ct.gov/DRS](http://www.ct.gov/DRS) to download and print Connecticut tax forms; or  
Telephone: Call 1-800-382-9463 (Connecticut calls outside the Greater Hartford calling area only) and select Option 2 or call 860-297-4753 (from anywhere).

## 9. Executive Orders

This contract is subject to the provisions of Executive Order No. Three of Governor Thomas J. Meskill, promulgated June 16, 1971, concerning labor employment practices, Executive Order No. Seventeen of Governor Thomas J. Meskill, promulgated February 15, 1973, concerning the listing of employment openings and Executive Order No. Sixteen of Governor John G. Rowland promulgated August 4, 1999, concerning violence in the workplace, all of which are incorporated into and are made a part of the contract as if they had been fully set forth in it. The contract may also be subject to Executive Order No. 14 of Governor M. Jodi Rell, promulgated April 17, 2006, concerning procurement of cleaning products and services and to Executive Order No. 49 of Governor Dannel P. Malloy, promulgated May 22, 2015, mandating disclosure of certain gifts to public employees and contributions to certain candidates for office. If Executive Order No. 14 and/or Executive Order No. 49 are applicable, they are deemed to be incorporated into and are made a part of the contract as if they had been fully set forth in it. At the Contractor's request, the Department shall provide a copy of these orders to the Contractor.

**10. Non Discrimination Requirement (pursuant to section 4a-60 and 4a-60a of the Connecticut General Statutes, as revised): References to "minority business enterprises" in this Section are not applicable to Federal-aid projects/contracts. Federal-aid projects/contracts are instead subject to the Federal Disadvantaged Business Enterprise Program.**

(a) For purposes of this Section, the following terms are defined as follows:

- i. "Commission" means the Commission on Human Rights and Opportunities;
- ii. "Contract" and "contract" include any extension or modification of the Contract or contract;
- iii. "Contractor" and "contractor" include any successors or assigns of the Contractor or contractor;
- iv. "gender identity or expression" means a person's gender-related identity, appearance or behavior, whether or not that gender-related identity, appearance or behavior is different from that traditionally associated with the person's physiology or assigned sex at birth, which gender-related identity can be shown by providing evidence including, but not limited to, medical history, care or treatment of the gender-related identity, consistent and uniform assertion of the gender-related identity or any other evidence that the gender-related identity is sincerely held, part of a person's core identity or not being asserted for an improper purpose.
- v. "good faith" means that degree of diligence which a reasonable person would exercise in the performance of legal duties and obligations;
- vi. "good faith efforts" shall include, but not be limited to, those reasonable initial efforts necessary to comply with statutory or regulatory requirements and additional or substituted efforts when it is determined that such initial efforts will not be sufficient to comply with such requirements;
- vii. "marital status" means being single, married as recognized by the State of Connecticut, widowed, separated or divorced;



- viii. "mental disability" means one or more mental disorders, as defined in the most recent edition of the American Psychiatric Association's "Diagnostic and Statistical Manual of Mental Disorders", or a record of or regarding a person as having one or more such disorders;
- ix. "minority business enterprise" means any small contractor or supplier of materials fifty-one percent or more of the capital stock, if any, or assets of which is owned by a person or persons: (1) who are active in the daily affairs of the enterprise, (2) who have the power to direct the management and policies of the enterprise, and (3) who are members of a minority, as such term is defined in subsection (a) of Connecticut General Statutes § 32-9n; and
- x. "public works contract" means any agreement between any individual, firm or corporation and the State or any political subdivision of the State other than a municipality for construction, rehabilitation, conversion, extension, demolition or repair of a public building, highway or other changes or improvements in real property, or which is financed in whole or in part by the State, including, but not limited to, matching expenditures, grants, loans, insurance or guarantees.

For purposes of this Section, the terms "Contract" and "contract" do not include a contract where each contractor is (1) a political subdivision of the State, including, but not limited to, a municipality, (2) a quasi-public agency, as defined in Conn. Gen. Stat. Section 1-120, (3) any other state, including but not limited to any federally recognized Indian tribal governments, as defined in Conn. Gen. Stat. Section 1-267, (4) the federal government, (5) a foreign government, or (6) an agency of a subdivision, agency, state or government described in the immediately preceding enumerated items (1), (2), (3), (4) or (5).

- (b) (1) The Contractor agrees and warrants that in the performance of the Contract such Contractor will not discriminate or permit discrimination against any person or group of persons on the grounds of race, color, religious creed, age, marital status, national origin, ancestry, sex, gender identity or expression, intellectual disability, mental disability or physical disability, including, but not limited to, blindness, unless it is shown by such Contractor that such disability prevents performance of the work involved, in any manner prohibited by the laws of the United States or of the State of Connecticut; and the Contractor further agrees to take affirmative action to insure that applicants with job-related qualifications are employed and that employees are treated when employed without regard to their race, color, religious creed, age, marital status, national origin, ancestry, sex, gender identity or expression, intellectual disability, mental disability or physical disability, including, but not limited to, blindness, unless it is shown by the Contractor that such disability prevents performance of the work involved; (2) the Contractor agrees, in all solicitations or advertisements for employees placed by or on behalf of the Contractor, to state that it is an "affirmative action-equal opportunity employer" in accordance with regulations adopted by the Commission; (3) the Contractor agrees to provide each labor union or representative of workers with which the Contractor has a collective bargaining Agreement or other contract or understanding and each vendor with which the Contractor has a contract or understanding, a notice to be provided by the Commission, advising the labor union or workers' representative of the Contractor's commitments under this section and to post copies of the notice in conspicuous places available to employees and applicants for employment; (4) the Contractor agrees to comply with each provision of this Section and Connecticut General Statutes §§ 46a-68e and 46a-68f and with each regulation or relevant order issued by said Commission pursuant to Connecticut General Statutes §§ 46a-56, 46a-68e and 46a-68f; and (5) the Contractor agrees to provide the Commission on Human Rights and Opportunities with such information requested by the Commission, and permit access to pertinent books, records and accounts, concerning the

employment practices and procedures of the Contractor as relate to the provisions of this Section and Connecticut General Statutes § 46a-56. If the contract is a public works contract, the Contractor agrees and warrants that he will make good faith efforts to employ minority business enterprises as subcontractors and suppliers of materials on such public works projects.

- (c) Determination of the Contractor's good faith efforts shall include, but shall not be limited to, the following factors: The Contractor's employment and subcontracting policies, patterns and practices; affirmative advertising, recruitment and training; technical assistance activities and such other reasonable activities or efforts as the Commission may prescribe that are designed to ensure the participation of minority business enterprises in public works projects.
- (d) The Contractor shall develop and maintain adequate documentation, in a manner prescribed by the Commission, of its good faith efforts.
- (e) The Contractor shall include the provisions of subsection (b) of this Section in every subcontract or purchase order entered into in order to fulfill any obligation of a contract with the State and such provisions shall be binding on a subcontractor, vendor or manufacturer unless exempted by regulations or orders of the Commission. The Contractor shall take such action with respect to any such subcontract or purchase order as the Commission may direct as a means of enforcing such provisions including sanctions for noncompliance in accordance with Connecticut General Statutes §46a-56; provided if such Contractor becomes involved in, or is threatened with, litigation with a subcontractor or vendor as a result of such direction by the Commission, the Contractor may request the State of Connecticut to enter into any such litigation or negotiation prior thereto to protect the interests of the State and the State may so enter.
- (f) The Contractor agrees to comply with the regulations referred to in this Section as they exist on the date of this Contract and as they may be adopted or amended from time to time during the term of this Contract and any amendments thereto.
- (g) (1) The Contractor agrees and warrants that in the performance of the Contract such Contractor will not discriminate or permit discrimination against any person or group of persons on the grounds of sexual orientation, in any manner prohibited by the laws of the United States or the State of Connecticut, and that employees are treated when employed without regard to their sexual orientation; (2) the Contractor agrees to provide each labor union or representative of workers with which such Contractor has a collective bargaining Agreement or other contract or understanding and each vendor with which such Contractor has a contract or understanding, a notice to be provided by the Commission on Human Rights and Opportunities advising the labor union or workers' representative of the Contractor's commitments under this section, and to post copies of the notice in conspicuous places available to employees and applicants for employment; (3) the Contractor agrees to comply with each provision of this section and with each regulation or relevant order issued by said Commission pursuant to Connecticut General Statutes § 46a-56; and (4) the Contractor agrees to provide the Commission on Human Rights and Opportunities with such information requested by the Commission, and permit access to pertinent books, records and accounts, concerning the employment practices and procedures of the Contractor which relate to the provisions of this Section and Connecticut General Statutes § 46a-56.
- (h) The Contractor shall include the provisions of the foregoing paragraph in every subcontract or purchase order entered into in order to fulfill any obligation of a contract with the State and such provisions shall be binding on a subcontractor, vendor or manufacturer unless exempted by

regulations or orders of the Commission. The Contractor shall take such action with respect to any such subcontract or purchase order as the Commission may direct as a means of enforcing such provisions including sanctions for noncompliance in accordance with Connecticut General Statutes § 46a-56; provided, if such Contractor becomes involved in, or is threatened with, litigation with a subcontractor or vendor as a result of such direction by the Commission, the Contractor may request the State of Connecticut to enter into any such litigation or negotiation prior thereto to protect the interests of the State and the State may so enter.”

The Nondiscrimination Certifications can be found at the Office of Policy and Management website.

<http://www.ct.gov/opm/cwp/view.asp?a=2982&Q=390928>

## 11. Whistleblower Provision

The following clause is applicable if the Contract has a value of Five Million Dollars (\$5,000,000) or more.

**Whistleblowing.** This Contract may be subject to the provisions of Section 4-61dd of the Connecticut General Statutes. In accordance with this statute, if an officer, employee or appointing authority of the Contractor takes or threatens to take any personnel action against any employee of the Contractor in retaliation for such employee's disclosure of information to any employee of the contracting state or quasi-public agency or the Auditors of Public Accounts or the Attorney General under the provisions of subsection (a) of such statute, the Contractor shall be liable for a civil penalty of not more than five thousand dollars for each offense, up to a maximum of twenty per cent of the value of this Contract. Each violation shall be a separate and distinct offense and in the case of a continuing violation, each calendar day's continuance of the violation shall be deemed to be a separate and distinct offense. The State may request that the Attorney General bring a civil action in the Superior Court for the Judicial District of Hartford to seek imposition and recovery of such civil penalty. In accordance with subsection (f) of such statute, each large state contractor, as defined in the statute, shall post a notice of the provisions of the statute relating to large state contractors in a conspicuous place which is readily available for viewing by the employees of the Contractor.

## 12. Connecticut Freedom of Information Act

- (a) **Disclosure of Records.** This Contract may be subject to the provisions of section 1-218 of the Connecticut General Statutes. In accordance with this statute, each contract in excess of two million five hundred thousand dollars between a public agency and a person for the performance of a governmental function shall (a) provide that the public agency is entitled to receive a copy of records and files related to the performance of the governmental function, and (b) indicate that such records and files are subject to FOIA and may be disclosed by the public agency pursuant to FOIA. No request to inspect or copy such records or files shall be valid unless the request is made to the public agency in accordance with FOIA. Any complaint by a person who is denied the right to inspect or copy such records or files shall be brought to the Freedom of Information Commission in accordance with the provisions of sections 1-205 and 1-206 of the Connecticut General Statutes.
- (b) **Confidential Information.** The State will afford due regard to the Contractor's request for the protection of proprietary or confidential information which the State receives from the Contractor. However, all materials associated with the Contract are subject to the terms of the FOIA and all corresponding rules, regulations and interpretations. In making such a request, the Contractor may not merely state generally that the materials are proprietary or confidential in nature and not, therefore, subject to release to third parties. Those particular sentences, paragraphs, pages or sections that the Contractor believes are exempt from disclosure under the FOIA must be specifically identified as such. Convincing explanation

and rationale sufficient to justify each exemption consistent with the FOIA must accompany the request. The rationale and explanation must be stated in terms of the prospective harm to the competitive position of the Contractor that would result if the identified material were to be released and the reasons why the materials are legally exempt from release pursuant to the FOIA. To the extent that any other provision or part of the Contract conflicts or is in any way inconsistent with this section, this section controls and shall apply and the conflicting provision or part shall not be given effect. If the Contractor indicates that certain documentation is submitted in confidence, by specifically and clearly marking the documentation as "CONFIDENTIAL," DOT will first review the Contractor's claim for consistency with the FOIA (that is, review that the documentation is actually a trade secret or commercial or financial information and not required by statute), and if determined to be consistent, will endeavor to keep such information confidential to the extent permitted by law. See, *e.g.*, Conn. Gen. Stat. §1-210(b)(5)(A-B). The State, however, has no obligation to initiate, prosecute or defend any legal proceeding or to seek a protective order or other similar relief to prevent disclosure of any information that is sought pursuant to a FOIA request. Should the State withhold such documentation from a Freedom of Information requester and a complaint be brought to the Freedom of Information Commission, the Contractor shall have the burden of cooperating with DOT in defense of that action and in terms of establishing the availability of any FOIA exemption in any proceeding where it is an issue. In no event shall the State have any liability for the disclosure of any documents or information in its possession which the State believes are required to be disclosed pursuant to the FOIA or other law.

### **13. Service of Process**

The Contractor, if not a resident of the State of Connecticut, or, in the case of a partnership, the partners, if not residents, hereby appoints the Secretary of State of the State of Connecticut, and his successors in office, as agent for service of process for any action arising out of or as a result of this Contract; such appointment to be in effect throughout the life of this Contract and six (6) years thereafter.

### **14. Substitution of Securities for Retainages on State Contracts and Subcontracts**

This Contract is subject to the provisions of Section 3-112a of the General Statutes of the State of Connecticut, as revised.

### **15. Health Insurance Portability and Accountability Act of 1996 (HIPAA)**

The Contractor shall comply, if applicable, with the Health Insurance Portability and Accountability Act of 1996 and, pursuant thereto, the provisions attached at Exhibit D, and hereby made part of this Contract.

### **16. Forum and Choice of Law**

Forum and Choice of Law. The parties deem the Contract to have been made in the City of Hartford, State of Connecticut. Both parties agree that it is fair and reasonable for the validity and construction of the Contract to be, and it shall be, governed by the laws and court decisions of the State of Connecticut, without giving effect to its principles of conflicts of laws. To the extent that any immunities provided by Federal law or the laws of the State of Connecticut do not bar an action against the State, and to the extent that these courts are courts of competent jurisdiction, for the purpose of venue, the complaint shall be made returnable to the Judicial District of Hartford only or shall be

brought in the United States District Court for the District of Connecticut only, and shall not be transferred to any other court, provided, however, that nothing here constitutes a waiver or compromise of the sovereign immunity of the State of Connecticut. The Contractor waives any objection which it may now have or will have to the laying of venue of any Claims in any forum and further irrevocably submits to such jurisdiction in any suit, action or proceeding.

## **17. Summary of State Ethics Laws**

Pursuant to the requirements of section 1-101qq of the Connecticut General Statutes, the summary of State ethics laws developed by the State Ethics Commission pursuant to section 1-81b of the Connecticut General Statutes is incorporated by reference into and made a part of the Contract as if the summary had been fully set forth in the Contract.

## **18. Audit and Inspection of Plants, Places of Business and Records**

- (a) The State and its agents, including, but not limited to, the Connecticut Auditors of Public Accounts, Attorney General and State's Attorney and their respective agents, may, at reasonable hours, inspect and examine all of the parts of the Contractor's and Contractor Parties' plants and places of business which, in any way, are related to, or involved in, the performance of this Contract. For the purposes of this Section, "Contractor Parties" means the Contractor's members, directors, officers, shareholders, partners, managers, principal officers, representatives, agents, servants, consultants, employees or any one of them or any other person or entity with whom the Contractor is in privity of oral or written contract and the Contractor intends for such other person or entity to Perform under the Contract in any capacity.
- (b) The Contractor shall maintain, and shall require each of the Contractor Parties to maintain, accurate and complete Records. The Contractor shall make all of its and the Contractor Parties' Records available at all reasonable hours for audit and inspection by the State and its agents.
- (c) The State shall make all requests for any audit or inspection in writing and shall provide the Contractor with at least twenty-four (24) hours' notice prior to the requested audit and inspection date. If the State suspects fraud or other abuse, or in the event of an emergency, the State is not obligated to provide any prior notice.
- (d) The Contractor shall keep and preserve or cause to be kept and preserved all of its and Contractor Parties' Records until three (3) years after the latter of (i) final payment under this Agreement, or (ii) the expiration or earlier termination of this Agreement, as the same may be modified for any reason. The State may request an audit or inspection at any time during this period. If any Claim or audit is started before the expiration of this period, the Contractor shall retain or cause to be retained all Records until all Claims or audit findings have been resolved.
- (e) The Contractor shall cooperate fully with the State and its agents in connection with an audit or inspection. Following any audit or inspection, the State may conduct and the Contractor shall cooperate with an exit conference.
- (f) The Contractor shall incorporate this entire Section verbatim into any contract or other agreement that it enters into with any Contractor Party.

## **19. Campaign Contribution Restriction**

For all State contracts, defined in Conn. Gen. Stat. §9-612(f)(1) as having a value in a calendar year of \$50,000 or more, or a combination or series of such agreements or contracts having a value of \$100,000 or more, the authorized signatory to this contract expressly acknowledges receipt of the State Elections Enforcement Commission's notice advising state contractors of state campaign contribution and solicitation prohibitions, and will inform its principals of the contents of the notice, as set forth in "Notice to Executive Branch State Contractors and Prospective State Contractors of Campaign Contribution and Solicitation Limitations," a copy of which is attached hereto and hereby made a part of this contract, attached as Exhibit E.

## **20. Tangible Personal Property**

- (a) The Contractor on its behalf and on behalf of its Affiliates, as defined below, shall comply with the provisions of Conn. Gen. Stat. §12-411b, as follows:
- (1) For the term of the Contract, the Contractor and its Affiliates shall collect and remit to the State of Connecticut, Department of Revenue Services, any Connecticut use tax due under the provisions of Chapter 219 of the Connecticut General Statutes for items of tangible personal property sold by the Contractor or by any of its Affiliates in the same manner as if the Contractor and such Affiliates were engaged in the business of selling tangible personal property for use in Connecticut and had sufficient nexus under the provisions of Chapter 219 to be required to collect Connecticut use tax;
  - (2) A customer's payment of a use tax to the Contractor or its Affiliates relieves the customer of liability for the use tax;
  - (3) The Contractor and its Affiliates shall remit all use taxes they collect from customers on or before the due date specified in the Contract, which may not be later than the last day of the month next succeeding the end of a calendar quarter or other tax collection period during which the tax was collected;
  - (4) The Contractor and its Affiliates are not liable for use tax billed by them but not paid to them by a customer; and
  - (5) Any Contractor or Affiliate who fails to remit use taxes collected on behalf of its customers by the due date specified in the Contract shall be subject to the interest and penalties provided for persons required to collect sales tax under chapter 219 of the general statutes.
- (b) For purposes of this section of the Contract, the word "Affiliate" means any person, as defined in section 12-1 of the general statutes, that controls, is controlled by, or is under common control with another person. A person controls another person if the person owns, directly or indirectly, more than ten per cent of the voting securities of the other person. The word "voting security" means a security that confers upon the holder the right to vote for the election of members of the board of directors or similar governing body of the business, or that is convertible into, or entitles the holder to receive, upon its exercise, a security that confers such a right to vote. "Voting security" includes a general partnership interest.
- (c) The Contractor represents and warrants that each of its Affiliates has vested in the Contractor plenary authority to so bind the Affiliates in any agreement with the State of Connecticut. The Contractor on its own behalf and on behalf of its Affiliates shall also provide, no later than 30 days after receiving a request by the State's contracting authority, such information as the State may require to ensure, in the State's sole determination, compliance with the provisions of Chapter 219 of the Connecticut General Statutes, including, but not limited to, §12-411b.

## **21. Bid Rigging and/or Fraud – Notice to Contractor**

The Connecticut Department of Transportation is cooperating with the U.S. Department of Transportation and the Justice Department in their investigation into highway construction contract bid rigging and/or fraud.

A toll-free "HOT LINE" telephone number 800-424-9071 has been established to receive information from contractors, subcontractors, manufacturers, suppliers or anyone with knowledge of bid rigging and/or fraud, either past or current. The "HOT LINE" telephone number will be available during normal working hours (8:00 am – 5:00 pm EST). Information will be treated confidentially and anonymity respected.

## **22. Consulting Agreement Affidavit**

The Contractor shall comply with Connecticut General Statutes Section 4a-81(a) and 4a-81(b), as revised. Pursuant to Public Act 11-229, after the initial submission of the form, if there is a change in

the information contained in the form, a contractor shall submit the updated form, as applicable, either

(i) not later than thirty (30) days after the effective date of such change or (ii) prior to execution of any new contract, whichever is earlier.

The Affidavit/Form may be submitted in written format or electronic format through the Department of Administrative Services (DAS) website.

### **23. Cargo Preference Act Requirements (46 CFR 381.7(a)-(b)) – Use of United States Flag Vessels**

The Contractor agrees to comply with the following:

#### **(a) *Agreement Clauses.***

- (1) Pursuant to Pub. L. 664 ([43 U.S.C. 1241\(b\)](#)) at least 50 percent of any equipment, materials or commodities procured, contracted for or otherwise obtained with funds granted, guaranteed, loaned, or advanced by the U.S. Government under this agreement, and which may be transported by ocean vessel, shall be transported on privately owned United States-flag commercial vessels, if available.
- (2) Within 20 days following the date of loading for shipments originating within the United States or within 30 working days following the date of loading for shipments originating outside the United States, a legible copy of a rated, 'on-board' commercial ocean bill-of-lading in English for each shipment of cargo described in paragraph (a)(1) of this section shall be furnished to both the Contracting Officer (through the prime contractor in the case of subcontractor bills-of-lading) and to the Division of National Cargo, Office of Market Development, Maritime Administration, Washington, DC 20590.

#### **(b) *Contractor and Subcontractor Clauses.*** The contractor agrees—

- (1) To utilize privately owned United States-flag commercial vessels to ship at least 50 percent of the gross tonnage (computed separately for dry bulk carriers, dry cargo liners, and tankers) involved, whenever shipping any equipment, material, or commodities pursuant to this contract, to the extent such vessels are available at fair and reasonable rates for United States-flag commercial vessels.
- (2) To furnish within 20 days following the date of loading for shipments originating within the United States or within 30 working days following the date of loading for shipments originating outside the United States, a legible copy of a rated, 'on-board' commercial ocean bill-of-lading in English for each shipment of cargo described in paragraph (b) (1) of this section to both the Contracting Officer (through the prime contractor in the case of subcontractor bills-of-lading) and to the Division of National Cargo, Office of Market Development, Maritime Administration, Washington, DC 20590.
- (3) To insert the substance of the provisions of this clause in all subcontracts issued pursuant to this contract.



## **EXHIBIT A**

FHWA-1273 -- Revised May 1, 2012

### **REQUIRED CONTRACT PROVISIONS FEDERAL-AID CONSTRUCTION CONTRACTS**

- I. General
- II. Nondiscrimination
- III. Nonsegregated Facilities
- IV. Davis-Bacon and Related Act Provisions
- V. Contract Work Hours and Safety Standards Act Provisions
- VI. Subletting or Assigning the Contract
- VII. Safety: Accident Prevention
- VIII. False Statements Concerning Highway Projects
- IX. Implementation of Clean Air Act and Federal Water Pollution Control Act
- X. Compliance with Governmentwide Suspension and Debarment Requirements
- XI. Certification Regarding Use of Contract Funds for Lobbying

#### **I. GENERAL**

1. Form FHWA-1273 must be physically incorporated in each construction contract funded under Title 23 (excluding emergency contracts solely intended for debris removal). The contractor (or subcontractor) must insert this form in each subcontract and further require its inclusion in all lower tier subcontracts (excluding purchase orders, rental agreements and other agreements for supplies or services).

The applicable requirements of Form FHWA-1273 are incorporated by reference for work done under any purchase order, rental agreement or agreement for other services. The prime contractor shall be responsible for compliance by any subcontractor, lower-tier subcontractor or service provider.

Form FHWA-1273 must be included in all Federal-aid design-build contracts, in all subcontracts and in lower tier subcontracts (excluding subcontracts for design services, purchase orders, rental agreements and other agreements for supplies or services). The design-builder shall be responsible for compliance by any subcontractor, lower-tier subcontractor or service provider.

Contracting agencies may reference Form FHWA-1273 in bid proposal or request for proposal documents, however, the Form FHWA-1273 must be physically incorporated (not referenced) in all contracts, subcontracts and lower-tier subcontracts (excluding purchase orders, rental agreements and other agreements for supplies or services related to a construction contract).

2. Subject to the applicability criteria noted in the following sections, these contract provisions shall apply to all work performed on the contract by the contractor's own organization and with the assistance of workers under the contractor's immediate superintendence and to all work performed on the contract by piecework, station work, or by subcontract.

3. A breach of any of the stipulations contained in these Required Contract Provisions may be sufficient grounds for withholding of progress payments, withholding of final payment, termination of the contract, suspension / debarment or any other action determined to be appropriate by the contracting agency and FHWA.

4. Selection of Labor: During the performance of this contract, the contractor shall not use convict labor for any purpose within the limits of a construction project on a Federal-aid highway unless it is labor performed by convicts who are on parole, supervised release, or probation. The term Federal-aid highway does not include roadways functionally classified as local roads or rural minor collectors.

## **II. NONDISCRIMINATION**

The provisions of this section related to 23 CFR Part 230 are applicable to all Federal-aid construction contracts and to all related construction subcontracts of \$10,000 or more. The provisions of 23 CFR Part 230 are not applicable to material supply, engineering, or architectural service contracts.

In addition, the contractor and all subcontractors must comply with the following policies: Executive Order 11246, 41 CFR 60, 29 CFR 1625-1627, Title 23 USC Section 140, the Rehabilitation Act of 1973, as amended (29 USC 794), Title VI of the Civil Rights Act of 1964, as amended, and related regulations including 49 CFR Parts 21, 26 and 27; and 23 CFR Parts 200, 230, and 633.

The contractor and all subcontractors must comply with: the requirements of the Equal Opportunity Clause in 41 CFR 60-1.4(b) and, for all construction contracts exceeding \$10,000, the Standard Federal Equal Employment Opportunity Construction Contract Specifications in 41 CFR 60-4.3.

Note: The U.S. Department of Labor has exclusive authority to determine compliance with Executive Order 11246 and the policies of the Secretary of Labor including 41 CFR 60, and 29 CFR 1625-1627. The contracting agency and the FHWA have the authority and the responsibility to ensure compliance with Title 23 USC Section 140, the Rehabilitation Act of 1973, as amended (29 USC 794), and Title VI of the Civil Rights Act of 1964, as amended, and related regulations including 49 CFR Parts 21, 26 and 27; and 23 CFR Parts 200, 230, and 633.

The following provision is adopted from 23 CFR 230, Appendix A, with appropriate revisions to conform to the U.S. Department of Labor (US DOL) and FHWA requirements.

**1. Equal Employment Opportunity:** Equal employment opportunity (EEO) requirements not to discriminate and to take affirmative action to assure equal opportunity as set forth under laws, executive orders, rules, regulations (28 CFR 35, 29 CFR 1630, 29 CFR 1625-1627, 41 CFR 60 and 49 CFR 27) and orders of the Secretary of Labor as modified by the provisions prescribed herein, and imposed pursuant to 23 U.S.C. 140 shall constitute the EEO and specific affirmative action standards for the contractor's project activities under this contract. The provisions of the Americans with Disabilities Act of 1990 (42 U.S.C. 12101 et seq.) set forth under 28 CFR 35 and 29 CFR 1630 are incorporated by reference in this contract. In the execution of this contract, the contractor agrees to comply with the following minimum specific requirement activities of EEO:

a. The contractor will work with the contracting agency and the Federal Government to ensure that it has made every good faith effort to provide equal opportunity with respect to all of its terms and conditions of employment and in their review of activities under the contract.

b. The contractor will accept as its operating policy the following statement:

"It is the policy of this Company to assure that applicants are employed, and that employees are treated during employment, without regard to their race, religion, sex, color, national origin, age or disability. Such action shall include: employment, upgrading, demotion, or transfer; recruitment or recruitment advertising; layoff or termination; rates of pay or other forms of compensation; and selection for training, including apprenticeship, pre-apprenticeship, and/or on-the-job training."

**2. EEO Officer:** The contractor will designate and make known to the contracting officers an EEO Officer who will have the responsibility for and must be capable of effectively administering and promoting an active EEO program and who must be assigned adequate authority and responsibility to do so.

**3. Dissemination of Policy:** All members of the contractor's staff who are authorized to hire, supervise, promote, and discharge employees, or who recommend such action, or who are substantially involved in such action, will be made fully cognizant of, and will implement, the contractor's EEO policy and contractual responsibilities to provide EEO in each grade and classification of employment. To ensure that the above agreement will be met, the following actions will be taken as a minimum:

- a. Periodic meetings of supervisory and personnel office employees will be conducted before the start of work and then not less often than once every six months, at which time the contractor's EEO policy and its implementation will be reviewed and explained. The meetings will be conducted by the EEO Officer.
- b. All new supervisory or personnel office employees will be given a thorough indoctrination by the EEO Officer, covering all major aspects of the contractor's EEO obligations within thirty days following their reporting for duty with the contractor.
- c. All personnel who are engaged in direct recruitment for the project will be instructed by the EEO Officer in the contractor's procedures for locating and hiring minorities and women.
- d. Notices and posters setting forth the contractor's EEO policy will be placed in areas readily accessible to employees, applicants for employment and potential employees.
- e. The contractor's EEO policy and the procedures to implement such policy will be brought to the attention of employees by means of meetings, employee handbooks, or other appropriate means.

**4. Recruitment:** When advertising for employees, the contractor will include in all advertisements for employees the notation: "An Equal Opportunity Employer." All such advertisements will be placed in publications having a large circulation among minorities and women in the area from which the project work force would normally be derived.

- a. The contractor will, unless precluded by a valid bargaining agreement, conduct systematic and direct recruitment through public and private employee referral sources likely to yield qualified minorities and women. To meet this requirement, the contractor will identify sources of potential minority group employees, and establish with such identified sources procedures whereby minority and women applicants may be referred to the contractor for employment consideration.
- b. In the event the contractor has a valid bargaining agreement providing for exclusive hiring hall referrals, the contractor is expected to observe the provisions of that agreement to the extent that the system meets the contractor's compliance with EEO contract provisions. Where implementation of

such an agreement has the effect of discriminating against minorities or women, or obligates the contractor to do the same, such implementation violates Federal nondiscrimination provisions.

c. The contractor will encourage its present employees to refer minorities and women as applicants for employment. Information and procedures with regard to referring such applicants will be discussed with employees.

**5. Personnel Actions:** Wages, working conditions, and employee benefits shall be established and administered, and personnel actions of every type, including hiring, upgrading, promotion, transfer, demotion, layoff, and termination, shall be taken without regard to race, color, religion, sex, national origin, age or disability. The following procedures shall be followed:

a. The contractor will conduct periodic inspections of project sites to insure that working conditions and employee facilities do not indicate discriminatory treatment of project site personnel.

b. The contractor will periodically evaluate the spread of wages paid within each classification to determine any evidence of discriminatory wage practices.

c. The contractor will periodically review selected personnel actions in depth to determine whether there is evidence of discrimination. Where evidence is found, the contractor will promptly take corrective action. If the review indicates that the discrimination may extend beyond the actions reviewed, such corrective action shall include all affected persons.

d. The contractor will promptly investigate all complaints of alleged discrimination made to the contractor in connection with its obligations under this contract, will attempt to resolve such complaints, and will take appropriate corrective action within a reasonable time. If the investigation indicates that the discrimination may affect persons other than the complainant, such corrective action shall include such other persons. Upon completion of each investigation, the contractor will inform every complainant of all of their avenues of appeal.

## **6. Training and Promotion:**

a. The contractor will assist in locating, qualifying, and increasing the skills of minorities and women who are applicants for employment or current employees. Such efforts should be aimed at developing full journey level status employees in the type of trade or job classification involved.

b. Consistent with the contractor's work force requirements and as permissible under Federal and State regulations, the contractor shall make full use of training programs, i.e., apprenticeship, and on-the-job training programs for the geographical area of contract performance. In the event a special provision for training is provided under this contract, this subparagraph will be superseded as indicated in the special provision. The contracting agency may reserve training positions for persons who receive welfare assistance in accordance with 23 U.S.C. 140(a).

c. The contractor will advise employees and applicants for employment of available training programs and entrance requirements for each.

d. The contractor will periodically review the training and promotion potential of employees who are minorities and women and will encourage eligible employees to apply for such training and promotion.

**7. Unions:** If the contractor relies in whole or in part upon unions as a source of employees, the contractor will use good faith efforts to obtain the cooperation of such unions to increase opportunities for minorities and women. Actions by the contractor, either directly or through a contractor's association acting as agent, will include the procedures set forth below:

- a. The contractor will use good faith efforts to develop, in cooperation with the unions, joint training programs aimed toward qualifying more minorities and women for membership in the unions and increasing the skills of minorities and women so that they may qualify for higher paying employment.
- b. The contractor will use good faith efforts to incorporate an EEO clause into each union agreement to the end that such union will be contractually bound to refer applicants without regard to their race, color, religion, sex, national origin, age or disability.
- c. The contractor is to obtain information as to the referral practices and policies of the labor union except that to the extent such information is within the exclusive possession of the labor union and such labor union refuses to furnish such information to the contractor, the contractor shall so certify to the contracting agency and shall set forth what efforts have been made to obtain such information.
- d. In the event the union is unable to provide the contractor with a reasonable flow of referrals within the time limit set forth in the collective bargaining agreement, the contractor will, through independent recruitment efforts, fill the employment vacancies without regard to race, color, religion, sex, national origin, age or disability; making full efforts to obtain qualified and/or qualifiable minorities and women. The failure of a union to provide sufficient referrals (even though it is obligated to provide exclusive referrals under the terms of a collective bargaining agreement) does not relieve the contractor from the requirements of this paragraph. In the event the union referral practice prevents the contractor from meeting the obligations pursuant to Executive Order 11246, as amended, and these special provisions, such contractor shall immediately notify the contracting agency.

**8. Reasonable Accommodation for Applicants / Employees with Disabilities:** The contractor must be familiar with the requirements for and comply with the Americans with Disabilities Act and all rules and regulations established there under. Employers must provide reasonable accommodation in all employment activities unless to do so would cause an undue hardship.

**9. Selection of Subcontractors, Procurement of Materials and Leasing of Equipment:** The contractor shall not discriminate on the grounds of race, color, religion, sex, national origin, age or disability in the selection and retention of subcontractors, including procurement of materials and leases of equipment. The contractor shall take all necessary and reasonable steps to ensure nondiscrimination in the administration of this contract.

- a. The contractor shall notify all potential subcontractors and suppliers and lessors of their EEO obligations under this contract.
- b. The contractor will use good faith efforts to ensure subcontractor compliance with their EEO obligations.

**10. Assurance Required by 49 CFR 26.13(b):**

- a. The requirements of 49 CFR Part 26, and the State DOT's U.S. DOT-approved DBE program are incorporated by reference.

b. The contractor or subcontractor shall not discriminate on the basis of race, color, national origin, or sex in the performance of this contract. The contractor shall carry out applicable requirements of 49 CFR Part 26, in the award and administration of DOT-assisted contracts. Failure by the contractor to carry out these requirements is a material breach of this contract, which may result in the termination of this contract or such other remedy as the contracting agency deems appropriate.

**11. Records and Reports:** The contractor shall keep such records as necessary to document compliance with the EEO requirements. Such records shall be retained for a period of three years following the date of the final payment to the contractor for all contract work and shall be available at reasonable times and places for inspection by authorized representatives of the contracting agency and the FHWA.

a. The records kept by the contractor shall document the following:

(1) The number and work hours of minority and non-minority group members and women employed in each work classification on the project;

(2) The progress and efforts being made in cooperation with unions, when applicable, to increase employment opportunities for minorities and women; and

(3) The progress and efforts being made in locating, hiring, training, qualifying, and upgrading minorities and women;

b. The contractors and subcontractors will submit an annual report to the contracting agency each July for the duration of the project, indicating the number of minority, women, and non-minority group employees currently engaged in each work classification required by the contract work. This information is to be reported on [Form FHWA-1391](#). The staffing data should represent the project work force on board in all or any part of the last payroll period preceding the end of July. If on-the-job training is being required by special provision, the contractor will be required to collect and report training data. The employment data should reflect the work force on board during all or any part of the last payroll period preceding the end of July.

### III. NONSEGREGATED FACILITIES

This provision is applicable to all Federal-aid construction contracts and to all related construction subcontracts of \$10,000 or more.

The contractor must ensure that facilities provided for employees are provided in such a manner that segregation on the basis of race, color, religion, sex, or national origin cannot result. The contractor may neither require such segregated use by written or oral policies nor tolerate such use by employee custom. The contractor's obligation extends further to ensure that its employees are not assigned to perform their services at any location, under the contractor's control, where the facilities are segregated. The term "facilities" includes waiting rooms, work areas, restaurants and other eating areas, time clocks, restrooms, washrooms, locker rooms, and other storage or dressing areas, parking lots, drinking fountains, recreation or entertainment areas, transportation, and housing provided for employees. The contractor shall provide separate or single-user restrooms and necessary dressing or sleeping areas to assure privacy between sexes.

#### IV. DAVIS-BACON AND RELATED ACT PROVISIONS

This section is applicable to all Federal-aid construction projects exceeding \$2,000 and to all related subcontracts and lower-tier subcontracts (regardless of subcontract size). The requirements apply to all projects located within the right-of-way of a roadway that is functionally classified as Federal-aid highway. This excludes roadways functionally classified as local roads or rural minor collectors, which are exempt. Contracting agencies may elect to apply these requirements to other projects.

The following provisions are from the U.S. Department of Labor regulations in 29 CFR 5.5 “Contract provisions and related matters” with minor revisions to conform to the FHWA-1273 format and FHWA program requirements.

##### 1. Minimum wages

a. All laborers and mechanics employed or working upon the site of the work, will be paid unconditionally and not less often than once a week, and without subsequent deduction or rebate on any account (except such payroll deductions as are permitted by regulations issued by the Secretary of Labor under the Copeland Act (29 CFR part 3)), the full amount of wages and bona fide fringe benefits (or cash equivalents thereof) due at time of payment computed at rates not less than those contained in the wage determination of the Secretary of Labor which is attached hereto and made a part hereof, regardless of any contractual relationship which may be alleged to exist between the contractor and such laborers and mechanics.

Contributions made or costs reasonably anticipated for bona fide fringe benefits under section 1(b)(2) of the Davis-Bacon Act on behalf of laborers or mechanics are considered wages paid to such laborers or mechanics, subject to the provisions of paragraph 1.d. of this section; also, regular contributions made or costs incurred for more than a weekly period (but not less often than quarterly) under plans, funds, or programs which cover the particular weekly period, are deemed to be constructively made or incurred during such weekly period. Such laborers and mechanics shall be paid the appropriate wage rate and fringe benefits on the wage determination for the classification of work actually performed, without regard to skill, except as provided in 29 CFR 5.5(a)(4). Laborers or mechanics performing work in more than one classification may be compensated at the rate specified for each classification for the time actually worked therein: Provided, That the employer's payroll records accurately set forth the time spent in each classification in which work is performed. The wage determination (including any additional classification and wage rates conformed under paragraph 1.b. of this section) and the Davis-Bacon poster (WH-1321) shall be posted at all times by the contractor and its subcontractors at the site of the work in a prominent and accessible place where it can be easily seen by the workers.

b. (1) The contracting officer shall require that any class of laborers or mechanics, including helpers, which is not listed in the wage determination and which is to be employed under the contract shall be classified in conformance with the wage determination. The contracting officer shall approve an additional classification and wage rate and fringe benefits therefore only when the following criteria have been met:

(i) The work to be performed by the classification requested is not performed by a classification in the wage determination; and

(ii) The classification is utilized in the area by the construction industry; and

(iii) The proposed wage rate, including any bona fide fringe benefits, bears a reasonable relationship to the wage rates contained in the wage determination.

(2) If the contractor and the laborers and mechanics to be employed in the classification (if known), or their representatives, and the contracting officer agree on the classification and wage rate (including the amount designated for fringe benefits where appropriate), a report of the action taken shall be sent by the contracting officer to the Administrator of the Wage and Hour Division, Employment Standards Administration, U.S. Department of Labor, Washington, DC 20210. The Administrator, or an authorized representative, will approve, modify, or disapprove every additional classification action within 30 days of receipt and so advise the contracting officer or will notify the contracting officer within the 30-day period that additional time is necessary.

(3) In the event the contractor, the laborers or mechanics to be employed in the classification or their representatives, and the contracting officer do not agree on the proposed classification and wage rate (including the amount designated for fringe benefits, where appropriate), the contracting officer shall refer the questions, including the views of all interested parties and the recommendation of the contracting officer, to the Wage and Hour Administrator for determination. The Wage and Hour Administrator, or an authorized representative, will issue a determination within 30 days of receipt and so advise the contracting officer or will notify the contracting officer within the 30-day period that additional time is necessary.

(4) The wage rate (including fringe benefits where appropriate) determined pursuant to paragraphs 1.b.(2) or 1.b.(3) of this section, shall be paid to all workers performing work in the classification under this contract from the first day on which work is performed in the classification.

c. Whenever the minimum wage rate prescribed in the contract for a class of laborers or mechanics includes a fringe benefit which is not expressed as an hourly rate, the contractor shall either pay the benefit as stated in the wage determination or shall pay another bona fide fringe benefit or an hourly cash equivalent thereof.

d. If the contractor does not make payments to a trustee or other third person, the contractor may consider as part of the wages of any laborer or mechanic the amount of any costs reasonably anticipated in providing bona fide fringe benefits under a plan or program, Provided, That the Secretary of Labor has found, upon the written request of the contractor, that the applicable standards of the Davis-Bacon Act have been met. The Secretary of Labor may require the contractor to set aside in a separate account assets for the meeting of obligations under the plan or program.

## **2. Withholding**

The contracting agency shall upon its own action or upon written request of an authorized representative of the Department of Labor, withhold or cause to be withheld from the contractor under this contract, or any other Federal contract with the same prime contractor, or any other federally-assisted contract subject to Davis-Bacon prevailing wage requirements, which is held by the same prime contractor, so much of the accrued payments or advances as may be considered necessary to pay laborers and mechanics, including apprentices, trainees, and helpers, employed by the contractor or any subcontractor the full amount of wages required by the contract. In the event of failure to pay any laborer or mechanic, including any apprentice, trainee, or helper, employed or working on the site of the work, all or part of the wages required by the contract, the contracting agency may, after written notice to the contractor, take such action as may be necessary to cause the suspension of any further payment, advance, or guarantee of funds until such violations have ceased.



### 3. Payrolls and basic records

a. Payrolls and basic records relating thereto shall be maintained by the contractor during the course of the work and preserved for a period of three years thereafter for all laborers and mechanics working at the site of the work. Such records shall contain the name, address, and social security number of each such worker, his or her correct classification, hourly rates of wages paid (including rates of contributions or costs anticipated for bona fide fringe benefits or cash equivalents thereof of the types described in section 1(b)(2)(B) of the Davis-Bacon Act), daily and weekly number of hours worked, deductions made and actual wages paid. Whenever the Secretary of Labor has found under 29 CFR 5.5(a)(1)(iv) that the wages of any laborer or mechanic include the amount of any costs reasonably anticipated in providing benefits under a plan or program described in section 1(b)(2)(B) of the Davis-Bacon Act, the contractor shall maintain records which show that the commitment to provide such benefits is enforceable, that the plan or program is financially responsible, and that the plan or program has been communicated in writing to the laborers or mechanics affected, and records which show the costs anticipated or the actual cost incurred in providing such benefits. Contractors employing apprentices or trainees under approved programs shall maintain written evidence of the registration of apprenticeship programs and certification of trainee programs, the registration of the apprentices and trainees, and the ratios and wage rates prescribed in the applicable programs.

b. (1) The contractor shall submit weekly for each week in which any contract work is performed a copy of all payrolls to the contracting agency. The payrolls submitted shall set out accurately and completely all of the information required to be maintained under 29 CFR 5.5(a)(3)(i), except that full social security numbers and home addresses shall not be included on weekly transmittals. Instead the payrolls shall only need to include an individually identifying number for each employee ( e.g. , the last four digits of the employee's social security number). The required weekly payroll information may be submitted in any form desired. Optional Form WH-347 is available for this purpose from the Wage and Hour Division Web site at <http://www.dol.gov/esa/whd/forms/wh347instr.htm> or its successor site. The prime contractor is responsible for the submission of copies of payrolls by all subcontractors. Contractors and subcontractors shall maintain the full social security number and current address of each covered worker, and shall provide them upon request to the contracting agency for transmission to the State DOT, the FHWA or the Wage and Hour Division of the Department of Labor for purposes of an investigation or audit of compliance with prevailing wage requirements. It is not a violation of this section for a prime contractor to require a subcontractor to provide addresses and social security numbers to the prime contractor for its own records, without weekly submission to the contracting agency..

(2) Each payroll submitted shall be accompanied by a “Statement of Compliance,” signed by the contractor or subcontractor or his or her agent who pays or supervises the payment of the persons employed under the contract and shall certify the following:

(i) That the payroll for the payroll period contains the information required to be provided under §5.5 (a)(3)(ii) of Regulations, 29 CFR part 5, the appropriate information is being maintained under §5.5 (a)(3)(i) of Regulations, 29 CFR part 5, and that such information is correct and complete;

(ii) That each laborer or mechanic (including each helper, apprentice, and trainee) employed on the contract during the payroll period has been paid the full weekly wages earned, without rebate, either directly or indirectly, and that no deductions have been made either directly or indirectly from the full wages earned, other than permissible deductions as set forth in Regulations, 29 CFR part 3;

(iii) That each laborer or mechanic has been paid not less than the applicable wage rates and fringe benefits or cash equivalents for the classification of work performed, as specified in the applicable wage determination incorporated into the contract.

(3) The weekly submission of a properly executed certification set forth on the reverse side of Optional Form WH-347 shall satisfy the requirement for submission of the "Statement of Compliance" required by paragraph 3.b.(2) of this section.

(4) The falsification of any of the above certifications may subject the contractor or subcontractor to civil or criminal prosecution under section 1001 of title 18 and section 231 of title 31 of the United States Code.

c. The contractor or subcontractor shall make the records required under paragraph 3.a. of this section available for inspection, copying, or transcription by authorized representatives of the contracting agency, the State DOT, the FHWA, or the Department of Labor, and shall permit such representatives to interview employees during working hours on the job. If the contractor or subcontractor fails to submit the required records or to make them available, the FHWA may, after written notice to the contractor, the contracting agency or the State DOT, take such action as may be necessary to cause the suspension of any further payment, advance, or guarantee of funds. Furthermore, failure to submit the required records upon request or to make such records available may be grounds for debarment action pursuant to 29 CFR 5.12.

#### **4. Apprentices and trainees**

a. Apprentices (programs of the USDOL).

Apprentices will be permitted to work at less than the predetermined rate for the work they performed when they are employed pursuant to and individually registered in a bona fide apprenticeship program registered with the U.S. Department of Labor, Employment and Training Administration, Office of Apprenticeship Training, Employer and Labor Services, or with a State Apprenticeship Agency recognized by the Office, or if a person is employed in his or her first 90 days of probationary employment as an apprentice in such an apprenticeship program, who is not individually registered in the program, but who has been certified by the Office of Apprenticeship Training, Employer and Labor Services or a State Apprenticeship Agency (where appropriate) to be eligible for probationary employment as an apprentice.

The allowable ratio of apprentices to journeymen on the job site in any craft classification shall not be greater than the ratio permitted to the contractor as to the entire work force under the registered program. Any worker listed on a payroll at an apprentice wage rate, who is not registered or otherwise employed as stated above, shall be paid not less than the applicable wage rate on the wage determination for the classification of work actually performed. In addition, any apprentice performing work on the job site in excess of the ratio permitted under the registered program shall be paid not less than the applicable wage rate on the wage determination for the work actually performed. Where a contractor is performing construction on a project in a locality other than that in which its program is registered, the ratios and wage rates (expressed in percentages of the journeyman's hourly rate) specified in the contractor's or subcontractor's registered program shall be observed.

Every apprentice must be paid at not less than the rate specified in the registered program for the apprentice's level of progress, expressed as a percentage of the journeymen hourly rate specified in the applicable wage determination. Apprentices shall be paid fringe benefits in accordance with the

provisions of the apprenticeship program. If the apprenticeship program does not specify fringe benefits, apprentices must be paid the full amount of fringe benefits listed on the wage determination for the applicable classification. If the Administrator determines that a different practice prevails for the applicable apprentice classification, fringes shall be paid in accordance with that determination.

In the event the Office of Apprenticeship Training, Employer and Labor Services, or a State Apprenticeship Agency recognized by the Office, withdraws approval of an apprenticeship program, the contractor will no longer be permitted to utilize apprentices at less than the applicable predetermined rate for the work performed until an acceptable program is approved.

b. Trainees (programs of the USDOL).

Except as provided in 29 CFR 5.16, trainees will not be permitted to work at less than the predetermined rate for the work performed unless they are employed pursuant to and individually registered in a program which has received prior approval, evidenced by formal certification by the U.S. Department of Labor, Employment and Training Administration.

The ratio of trainees to journeymen on the job site shall not be greater than permitted under the plan approved by the Employment and Training Administration.

Every trainee must be paid at not less than the rate specified in the approved program for the trainee's level of progress, expressed as a percentage of the journeyman hourly rate specified in the applicable wage determination. Trainees shall be paid fringe benefits in accordance with the provisions of the trainee program. If the trainee program does not mention fringe benefits, trainees shall be paid the full amount of fringe benefits listed on the wage determination unless the Administrator of the Wage and Hour Division determines that there is an apprenticeship program associated with the corresponding journeyman wage rate on the wage determination which provides for less than full fringe benefits for apprentices. Any employee listed on the payroll at a trainee rate who is not registered and participating in a training plan approved by the Employment and Training Administration shall be paid not less than the applicable wage rate on the wage determination for the classification of work actually performed. In addition, any trainee performing work on the job site in excess of the ratio permitted under the registered program shall be paid not less than the applicable wage rate on the wage determination for the work actually performed.

In the event the Employment and Training Administration withdraws approval of a training program, the contractor will no longer be permitted to utilize trainees at less than the applicable predetermined rate for the work performed until an acceptable program is approved.

c. Equal employment opportunity. The utilization of apprentices, trainees and journeymen under this part shall be in conformity with the equal employment opportunity requirements of Executive Order 11246, as amended, and 29 CFR part 30.

d. Apprentices and Trainees (programs of the U.S. DOT).

Apprentices and trainees working under apprenticeship and skill training programs which have been certified by the Secretary of Transportation as promoting EEO in connection with Federal-aid highway construction programs are not subject to the requirements of paragraph 4 of this Section IV. The straight time hourly wage rates for apprentices and trainees under such programs will be established by the particular programs. The ratio of apprentices and trainees to journeymen shall not be greater than permitted by the terms of the particular program.

**5. Compliance with Copeland Act requirements.** The contractor shall comply with the requirements of 29 CFR part 3, which are incorporated by reference in this contract.

**6. Subcontracts.** The contractor or subcontractor shall insert Form FHWA-1273 in any subcontracts and also require the subcontractors to include Form FHWA-1273 in any lower tier subcontracts. The prime contractor shall be responsible for the compliance by any subcontractor or lower tier subcontractor with all the contract clauses in 29 CFR 5.5.

**7. Contract termination: debarment.** A breach of the contract clauses in 29 CFR 5.5 may be grounds for termination of the contract, and for debarment as a contractor and a subcontractor as provided in 29 CFR 5.12.

**8. Compliance with Davis-Bacon and Related Act requirements.** All rulings and interpretations of the Davis-Bacon and Related Acts contained in 29 CFR parts 1, 3, and 5 are herein incorporated by reference in this contract.

**9. Disputes concerning labor standards.** Disputes arising out of the labor standards provisions of this contract shall not be subject to the general disputes clause of this contract. Such disputes shall be resolved in accordance with the procedures of the Department of Labor set forth in 29 CFR parts 5, 6, and 7. Disputes within the meaning of this clause include disputes between the contractor (or any of its subcontractors) and the contracting agency, the U.S. Department of Labor, or the employees or their representatives.

**10. Certification of eligibility.**

- a. By entering into this contract, the contractor certifies that neither it (nor he or she) nor any person or firm who has an interest in the contractor's firm is a person or firm ineligible to be awarded Government contracts by virtue of section 3(a) of the Davis-Bacon Act or 29 CFR 5.12(a)(1).
- b. No part of this contract shall be subcontracted to any person or firm ineligible for award of a Government contract by virtue of section 3(a) of the Davis-Bacon Act or 29 CFR 5.12(a)(1).
- c. The penalty for making false statements is prescribed in the U.S. Criminal Code, 18 U.S.C. 1001.

**V. CONTRACT WORK HOURS AND SAFETY STANDARDS ACT**

The following clauses apply to any Federal-aid construction contract in an amount in excess of \$100,000 and subject to the overtime provisions of the Contract Work Hours and Safety Standards Act. These clauses shall be inserted in addition to the clauses required by 29 CFR 5.5(a) or 29 CFR 4.6. As used in this paragraph, the terms laborers and mechanics include watchmen and guards.

**1. Overtime requirements.** No contractor or subcontractor contracting for any part of the contract work which may require or involve the employment of laborers or mechanics shall require or permit any such laborer or mechanic in any workweek in which he or she is employed on such work to work in excess of forty hours in such workweek unless such laborer or mechanic receives compensation at a rate not less than one and one-half times the basic rate of pay for all hours worked in excess of forty hours in such workweek.

**2. Violation; liability for unpaid wages; liquidated damages.** In the event of any violation of the clause set forth in paragraph (1.) of this section, the contractor and any subcontractor responsible

therefor shall be liable for the unpaid wages. In addition, such contractor and subcontractor shall be liable to the United States (in the case of work done under contract for the District of Columbia or a territory, to such District or to such territory), for liquidated damages. Such liquidated damages shall be computed with respect to each individual laborer or mechanic, including watchmen and guards, employed in violation of the clause set forth in paragraph (1.) of this section, in the sum of \$10 for each calendar day on which such individual was required or permitted to work in excess of the standard workweek of forty hours without payment of the overtime wages required by the clause set forth in paragraph (1.) of this section.

**3. Withholding for unpaid wages and liquidated damages.** The FHWA or the contacting agency shall upon its own action or upon written request of an authorized representative of the Department of Labor withhold or cause to be withheld, from any moneys payable on account of work performed by the contractor or subcontractor under any such contract or any other Federal contract with the same prime contractor, or any other federally-assisted contract subject to the Contract Work Hours and Safety Standards Act, which is held by the same prime contractor, such sums as may be determined to be necessary to satisfy any liabilities of such contractor or subcontractor for unpaid wages and liquidated damages as provided in the clause set forth in paragraph (2.) of this section.

**4. Subcontracts.** The contractor or subcontractor shall insert in any subcontracts the clauses set forth in paragraph (1.) through (4.) of this section and also a clause requiring the subcontractors to include these clauses in any lower tier subcontracts. The prime contractor shall be responsible for compliance by any subcontractor or lower tier subcontractor with the clauses set forth in paragraphs (1.) through (4.) of this section.

## **VI. SUBLETTING OR ASSIGNING THE CONTRACT**

This provision is applicable to all Federal-aid construction contracts on the National Highway System.

1. The contractor shall perform with its own organization contract work amounting to not less than 30 percent (or a greater percentage if specified elsewhere in the contract) of the total original contract price, excluding any specialty items designated by the contracting agency. Specialty items may be performed by subcontract and the amount of any such specialty items performed may be deducted from the total original contract price before computing the amount of work required to be performed by the contractor's own organization (23 CFR 635.116).

a. The term “perform work with its own organization” refers to workers employed or leased by the prime contractor, and equipment owned or rented by the prime contractor, with or without operators. Such term does not include employees or equipment of a subcontractor or lower tier subcontractor, agents of the prime contractor, or any other assignees. The term may include payments for the costs of hiring leased employees from an employee leasing firm meeting all relevant Federal and State regulatory requirements. Leased employees may only be included in this term if the prime contractor meets all of the following conditions:

- (1) the prime contractor maintains control over the supervision of the day-to-day activities of the leased employees;
- (2) the prime contractor remains responsible for the quality of the work of the leased employees;
- (3) the prime contractor retains all power to accept or exclude individual employees from work on the project; and

(4) the prime contractor remains ultimately responsible for the payment of predetermined minimum wages, the submission of payrolls, statements of compliance and all other Federal regulatory requirements.

b. "Specialty Items" shall be construed to be limited to work that requires highly specialized knowledge, abilities, or equipment not ordinarily available in the type of contracting organizations qualified and expected to bid or propose on the contract as a whole and in general are to be limited to minor components of the overall contract.

2. The contract amount upon which the requirements set forth in paragraph (1) of Section VI is computed includes the cost of material and manufactured products which are to be purchased or produced by the contractor under the contract provisions.

3. The contractor shall furnish (a) a competent superintendent or supervisor who is employed by the firm, has full authority to direct performance of the work in accordance with the contract requirements, and is in charge of all construction operations (regardless of who performs the work) and (b) such other of its own organizational resources (supervision, management, and engineering services) as the contracting officer determines is necessary to assure the performance of the contract.

4. No portion of the contract shall be sublet, assigned or otherwise disposed of except with the written consent of the contracting officer, or authorized representative, and such consent when given shall not be construed to relieve the contractor of any responsibility for the fulfillment of the contract. Written consent will be given only after the contracting agency has assured that each subcontract is evidenced in writing and that it contains all pertinent provisions and requirements of the prime contract.

5. The 30% self-performance requirement of paragraph (1) is not applicable to design-build contracts; however, contracting agencies may establish their own self-performance requirements.

## **VII. SAFETY: ACCIDENT PREVENTION**

This provision is applicable to all Federal-aid construction contracts and to all related subcontracts.

1. In the performance of this contract the contractor shall comply with all applicable Federal, State, and local laws governing safety, health, and sanitation (23 CFR 635). The contractor shall provide all safeguards, safety devices and protective equipment and take any other needed actions as it determines, or as the contracting officer may determine, to be reasonably necessary to protect the life and health of employees on the job and the safety of the public and to protect property in connection with the performance of the work covered by the contract.

2. It is a condition of this contract, and shall be made a condition of each subcontract, which the contractor enters into pursuant to this contract, that the contractor and any subcontractor shall not permit any employee, in performance of the contract, to work in surroundings or under conditions which are unsanitary, hazardous or dangerous to his/her health or safety, as determined under construction safety and health standards (29 CFR 1926) promulgated by the Secretary of Labor, in accordance with Section 107 of the Contract Work Hours and Safety Standards Act (40 U.S.C. 3704).

3. Pursuant to 29 CFR 1926.3, it is a condition of this contract that the Secretary of Labor or authorized representative thereof, shall have right of entry to any site of contract performance to inspect or investigate the matter of compliance with the construction safety and health standards and to carry out

the duties of the Secretary under Section 107 of the Contract Work Hours and Safety Standards Act (40 U.S.C.3704).

### **VIII. FALSE STATEMENTS CONCERNING HIGHWAY PROJECTS**

This provision is applicable to all Federal-aid construction contracts and to all related subcontracts.

In order to assure high quality and durable construction in conformity with approved plans and specifications and a high degree of reliability on statements and representations made by engineers, contractors, suppliers, and workers on Federal-aid highway projects, it is essential that all persons concerned with the project perform their functions as carefully, thoroughly, and honestly as possible. Willful falsification, distortion, or misrepresentation with respect to any facts related to the project is a violation of Federal law. To prevent any misunderstanding regarding the seriousness of these and similar acts, Form FHWA-1022 shall be posted on each Federal-aid highway project (23 CFR 635) in one or more places where it is readily available to all persons concerned with the project:

18 U.S.C. 1020 reads as follows:

"Whoever, being an officer, agent, or employee of the United States, or of any State or Territory, or whoever, whether a person, association, firm, or corporation, knowingly makes any false statement, false representation, or false report as to the character, quality, quantity, or cost of the material used or to be used, or the quantity or quality of the work performed or to be performed, or the cost thereof in connection with the submission of plans, maps, specifications, contracts, or costs of construction on any highway or related project submitted for approval to the Secretary of Transportation; or

Whoever knowingly makes any false statement, false representation, false report or false claim with respect to the character, quality, quantity, or cost of any work performed or to be performed, or materials furnished or to be furnished, in connection with the construction of any highway or related project approved by the Secretary of Transportation; or

Whoever knowingly makes any false statement or false representation as to material fact in any statement, certificate, or report submitted pursuant to provisions of the Federal-aid Roads Act approved July 1, 1916, (39 Stat. 355), as amended and supplemented;

Shall be fined under this title or imprisoned not more than 5 years or both."

### **IX. IMPLEMENTATION OF CLEAN AIR ACT AND FEDERAL WATER POLLUTION CONTROL ACT**

This provision is applicable to all Federal-aid construction contracts and to all related subcontracts.

By submission of this bid/proposal or the execution of this contract, or subcontract, as appropriate, the bidder, proposer, Federal-aid construction contractor, or subcontractor, as appropriate, will be deemed to have stipulated as follows:

1. That any person who is or will be utilized in the performance of this contract is not prohibited from receiving an award due to a violation of Section 508 of the Clean Water Act or Section 306 of the Clean Air Act.

2. That the contractor agrees to include or cause to be included the requirements of paragraph (1) of this Section X in every subcontract, and further agrees to take such action as the contracting agency may direct as a means of enforcing such requirements.

## **X. CERTIFICATION REGARDING DEBARMENT, SUSPENSION, INELIGIBILITY AND VOLUNTARY EXCLUSION**

This provision is applicable to all Federal-aid construction contracts, design-build contracts, subcontracts, lower-tier subcontracts, purchase orders, lease agreements, consultant contracts or any other covered transaction requiring FHWA approval or that is estimated to cost \$25,000 or more – as defined in 2 CFR Parts 180 and 1200.

### **1. Instructions for Certification – First Tier Participants:**

a. By signing and submitting this proposal, the prospective first tier participant is providing the certification set out below.

b. The inability of a person to provide the certification set out below will not necessarily result in denial of participation in this covered transaction. The prospective first tier participant shall submit an explanation of why it cannot provide the certification set out below. The certification or explanation will be considered in connection with the department or agency's determination whether to enter into this transaction. However, failure of the prospective first tier participant to furnish a certification or an explanation shall disqualify such a person from participation in this transaction.

c. The certification in this clause is a material representation of fact upon which reliance was placed when the contracting agency determined to enter into this transaction. If it is later determined that the prospective participant knowingly rendered an erroneous certification, in addition to other remedies available to the Federal Government, the contracting agency may terminate this transaction for cause of default.

d. The prospective first tier participant shall provide immediate written notice to the contracting agency to whom this proposal is submitted if any time the prospective first tier participant learns that its certification was erroneous when submitted or has become erroneous by reason of changed circumstances.

e. The terms "covered transaction," "debarred," "suspended," "ineligible," "participant," "person," "principal," and "voluntarily excluded," as used in this clause, are defined in 2 CFR Parts 180 and 1200. "First Tier Covered Transactions" refers to any covered transaction between a grantee or subgrantee of Federal funds and a participant (such as the prime or general contract). "Lower Tier Covered Transactions" refers to any covered transaction under a First Tier Covered Transaction (such as subcontracts). "First Tier Participant" refers to the participant who has entered into a covered transaction with a grantee or subgrantee of Federal funds (such as the prime or general contractor). "Lower Tier Participant" refers any participant who has entered into a covered transaction with a First Tier Participant or other Lower Tier Participants (such as subcontractors and suppliers).

f. The prospective first tier participant agrees by submitting this proposal that, should the proposed covered transaction be entered into, it shall not knowingly enter into any lower tier covered transaction with a person who is debarred, suspended, declared ineligible, or voluntarily excluded from



participation in this covered transaction, unless authorized by the department or agency entering into this transaction.

g. The prospective first tier participant further agrees by submitting this proposal that it will include the clause titled "Certification Regarding Debarment, Suspension, Ineligibility and Voluntary Exclusion-Lower Tier Covered Transactions," provided by the department or contracting agency, entering into this covered transaction, without modification, in all lower tier covered transactions and in all solicitations for lower tier covered transactions exceeding the \$25,000 threshold.

h. A participant in a covered transaction may rely upon a certification of a prospective participant in a lower tier covered transaction that is not debarred, suspended, ineligible, or voluntarily excluded from the covered transaction, unless it knows that the certification is erroneous. A participant is responsible for ensuring that its principals are not suspended, debarred, or otherwise ineligible to participate in covered transactions. To verify the eligibility of its principals, as well as the eligibility of any lower tier prospective participants, each participant may, but is not required to, check the Excluded Parties List System website (<https://www.epls.gov/>), which is compiled by the General Services Administration.

i. Nothing contained in the foregoing shall be construed to require the establishment of a system of records in order to render in good faith the certification required by this clause. The knowledge and information of the prospective participant is not required to exceed that which is normally possessed by a prudent person in the ordinary course of business dealings.

j. Except for transactions authorized under paragraph (f) of these instructions, if a participant in a covered transaction knowingly enters into a lower tier covered transaction with a person who is suspended, debarred, ineligible, or voluntarily excluded from participation in this transaction, in addition to other remedies available to the Federal Government, the department or agency may terminate this transaction for cause or default.

\* \* \* \* \*

## 2. Certification Regarding Debarment, Suspension, Ineligibility and Voluntary Exclusion – First Tier Participants:

a. The prospective first tier participant certifies to the best of its knowledge and belief, that it and its principals:

(1) Are not presently debarred, suspended, proposed for debarment, declared ineligible, or voluntarily excluded from participating in covered transactions by any Federal department or agency;

(2) Have not within a three-year period preceding this proposal been convicted of or had a civil judgment rendered against them for commission of fraud or a criminal offense in connection with obtaining, attempting to obtain, or performing a public (Federal, State or local) transaction or contract under a public transaction; violation of Federal or State antitrust statutes or commission of embezzlement, theft, forgery, bribery, falsification or destruction of records, making false statements, or receiving stolen property;

(3) Are not presently indicted for or otherwise criminally or civilly charged by a governmental entity (Federal, State or local) with commission of any of the offenses enumerated in paragraph (a)(2) of this certification; and

(4) Have not within a three-year period preceding this application/proposal had one or more public transactions (Federal, State or local) terminated for cause or default.

b. Where the prospective participant is unable to certify to any of the statements in this certification, such prospective participant shall attach an explanation to this proposal.

## **2. Instructions for Certification - Lower Tier Participants:**

(Applicable to all subcontracts, purchase orders and other lower tier transactions requiring prior FHWA approval or estimated to cost \$25,000 or more - 2 CFR Parts 180 and 1200)

a. By signing and submitting this proposal, the prospective lower tier is providing the certification set out below.

b. The certification in this clause is a material representation of fact upon which reliance was placed when this transaction was entered into. If it is later determined that the prospective lower tier participant knowingly rendered an erroneous certification, in addition to other remedies available to the Federal Government, the department, or agency with which this transaction originated may pursue available remedies, including suspension and/or debarment.

c. The prospective lower tier participant shall provide immediate written notice to the person to which this proposal is submitted if at any time the prospective lower tier participant learns that its certification was erroneous by reason of changed circumstances.

d. The terms "covered transaction," "debarred," "suspended," "ineligible," "participant," "person," "principal," and "voluntarily excluded," as used in this clause, are defined in 2 CFR Parts 180 and 1200. You may contact the person to which this proposal is submitted for assistance in obtaining a copy of those regulations. "First Tier Covered Transactions" refers to any covered transaction between a grantee or subgrantee of Federal funds and a participant (such as the prime or general contract). "Lower Tier Covered Transactions" refers to any covered transaction under a First Tier Covered Transaction (such as subcontracts). "First Tier Participant" refers to the participant who has entered into a covered transaction with a grantee or subgrantee of Federal funds (such as the prime or general contractor). "Lower Tier Participant" refers any participant who has entered into a covered transaction with a First Tier Participant or other Lower Tier Participants (such as subcontractors and suppliers).

e. The prospective lower tier participant agrees by submitting this proposal that, should the proposed covered transaction be entered into, it shall not knowingly enter into any lower tier covered transaction with a person who is debarred, suspended, declared ineligible, or voluntarily excluded from participation in this covered transaction, unless authorized by the department or agency with which this transaction originated.

f. The prospective lower tier participant further agrees by submitting this proposal that it will include this clause titled "Certification Regarding Debarment, Suspension, Ineligibility and Voluntary Exclusion-Lower Tier Covered Transaction," without modification, in all lower tier covered transactions and in all solicitations for lower tier covered transactions exceeding the \$25,000 threshold.

g. A participant in a covered transaction may rely upon a certification of a prospective participant in a lower tier covered transaction that is not debarred, suspended, ineligible, or voluntarily excluded from the covered transaction, unless it knows that the certification is erroneous. A participant is responsible for ensuring that its principals are not suspended, debarred, or otherwise ineligible to participate in covered transactions. To verify the eligibility of its principals, as well as the eligibility of any lower tier prospective participants, each participant may, but is not required to, check the Excluded Parties List System website (<https://www.epls.gov/>), which is compiled by the General Services Administration.

h. Nothing contained in the foregoing shall be construed to require establishment of a system of records in order to render in good faith the certification required by this clause. The knowledge and information of participant is not required to exceed that which is normally possessed by a prudent person in the ordinary course of business dealings.

i. Except for transactions authorized under paragraph e of these instructions, if a participant in a covered transaction knowingly enters into a lower tier covered transaction with a person who is suspended, debarred, ineligible, or voluntarily excluded from participation in this transaction, in addition to other remedies available to the Federal Government, the department or agency with which this transaction originated may pursue available remedies, including suspension and/or debarment.

\* \* \* \* \*

#### **Certification Regarding Debarment, Suspension, Ineligibility and Voluntary Exclusion--Lower Tier Participants:**

1. The prospective lower tier participant certifies, by submission of this proposal, that neither it nor its principals is presently debarred, suspended, proposed for debarment, declared ineligible, or voluntarily excluded from participating in covered transactions by any Federal department or agency.

2. Where the prospective lower tier participant is unable to certify to any of the statements in this certification, such prospective participant shall attach an explanation to this proposal.

\* \* \* \* \*

#### **XI. CERTIFICATION REGARDING USE OF CONTRACT FUNDS FOR LOBBYING**

This provision is applicable to all Federal-aid construction contracts and to all related subcontracts which exceed \$100,000 (49 CFR 20).

1. The prospective participant certifies, by signing and submitting this bid or proposal, to the best of his or her knowledge and belief, that:

a. No Federal appropriated funds have been paid or will be paid, by or on behalf of the undersigned, to any person for influencing or attempting to influence an officer or employee of any Federal agency, a Member of Congress, an officer or employee of Congress, or an employee of a Member of Congress in connection with the awarding of any Federal contract, the making of any Federal grant, the making of any Federal loan, the entering into of any cooperative agreement, and the extension, continuation, renewal, amendment, or modification of any Federal contract, grant, loan, or cooperative agreement.

b. If any funds other than Federal appropriated funds have been paid or will be paid to any person for influencing or attempting to influence an officer or employee of any Federal agency, a Member of Congress, an officer or employee of Congress, or an employee of a Member of Congress in connection with this Federal contract, grant, loan, or cooperative agreement, the undersigned shall complete and submit Standard Form-LLL, "Disclosure Form to Report Lobbying," in accordance with its instructions.

2. This certification is a material representation of fact upon which reliance was placed when this transaction was made or entered into. Submission of this certification is a prerequisite for making or entering into this transaction imposed by 31 U.S.C. 1352. Any person who fails to file the required certification shall be subject to a civil penalty of not less than \$10,000 and not more than \$100,000 for each such failure.

3. The prospective participant also agrees by submitting its bid or proposal that the participant shall require that the language of this certification be included in all lower tier subcontracts, which exceed \$100,000 and that all such recipients shall certify and disclose accordingly.

**EXHIBIT B****TITLE VI CONTRACTOR ASSURANCES  
APPENDIX A**

During the performance of this contract, the contractor, for itself, its assignees and successors in interest (hereinafter referred to as the "contractor") agrees as follows:

1. **Compliance with Regulations:** The contractor will comply with the Regulations relative to nondiscrimination in federally assisted programs of the United States Department of Transportation Federal Highway Administration, as they may be amended from time to time, which are herein incorporated by reference and made a part of this contract.
2. **Nondiscrimination:** The contractor, with regard to the work performed by it during the contract, will not discriminate on the grounds of race, color, national origin, sex, age, disability, income or Limited English Proficiency in the selection and retention of subcontractors, including procurements of materials and leases of equipment. The contractor will not participate directly or indirectly in the discrimination prohibited by the Acts and Regulations, including employment practices when the contract covers any activity, project, or program set forth in Appendix B of 49 CFR Part 21.
3. **Solicitations for Subcontracts, Including Procurements of Materials and Equipment:** In all solicitations, either by bidding, or negotiation made by the contractor for work to be performed under a subcontract, including procurements of materials, or leases of equipment, each potential subcontractor or supplier will be notified by the contractor of the contractor's obligations under this contract and Acts and the Regulations relative to Non-discrimination on the grounds of race, color, or national origin.
4. **Information and Reports:** The contractor will provide all information and reports required by the Acts, the Regulations, and directives issued pursuant thereto and will permit access to its books, records, accounts, other sources of information, and its facilities as may be determined by the Recipient or the Federal Highway Administration to be pertinent to ascertain compliance with such Acts, Regulations, and instructions. Where any information required of a contractor is in the exclusive possession of another who fails or refuses to furnish this information, the contractor will so certify to the Recipient or the Federal Highway Administration, as appropriate, and will set forth what efforts it has made to obtain the information.
5. **Sanctions for Non-compliance:** In the event of the contractor's non-compliance with the Non-discrimination provisions of this contract, the Recipient will impose such contract sanctions as it or the Federal Highway Administration may determine to be appropriate, including, but not limited to:
  - a. withholding contract payments to the contractor under the contract until the contractor complies; and/or
  - b. cancelling, terminating, or suspending a contract, in whole or in part.
6. **Incorporation of Provisions:** The contractor will include the provisions of paragraphs one through six in every subcontract, including procurements of materials and leases of equipment, unless exempt by the Acts, the Regulations and directives issued pursuant thereto. The contractor will take action with respect to any subcontract or procurement as the Recipient or the Federal Highway Administration may direct as a means of enforcing such provisions including sanctions for

noncompliance. Provided, that if the contractor becomes involved in, or is threatened with, litigation by a subcontractor, or supplier because of such direction, the contractor may request the Recipient to enter into any litigation to protect the interests of the Recipient. In addition, the contractor may request the United States to enter into the litigation to protect the interests of the United States.

## TITLE VI CONTRACTOR ASSURANCES APPENDIX E

During the performance of this contract, the contractor, for itself, its assignees, and successors in interest (hereinafter referred to as the "contractor") agrees to comply with the following nondiscrimination statutes and authorities; including but not limited to:

- Title VI of the Civil Rights Act of 1964 (78 Stat. 252, 42 U.S.C. § 2000d et seq.), (prohibits discrimination on the basis of race, color, national origin), as implemented by 49 C.F.R. § 21.1 et seq. and 49 C.F.R. part 303;
- The Uniform Relocation Assistance and Real Property Acquisition Policies Act of 1970, (42 U.S.C. § 4601) (prohibits unfair treatment of persons displaced or whose property has been acquired because of Federal or Federal-aid programs and projects);
- Federal-Aid Highway Act of 1973 (23 U.S.C. § 324 et seq.) (prohibits discrimination on the basis of sex);
- Section 504 of the Rehabilitation Act of 1973, as amended (29 U.S.C. § 794 et seq.) (prohibits discrimination on the basis of disability); and 49 C.F.R. part 27;
- The Age Discrimination Act of 1975, as amended (42 U.S.C. § 6101 et seq.) (prohibits discrimination on the basis of age);
- Airport and Airway Improvement Act of 1982 (Pub. L. 97-248 (1982)), as amended (prohibits discrimination based on race, creed, color, national origin, or sex);
- The Civil Rights Restoration Act of 1987 (102 Stat. 28) ("*... which restore[d] the broad scope of coverage and to clarify the application of Title IX of the Education Amendments of 1972, section 504 of the Rehabilitation Act of 1973, the Age Discrimination Act of 1975, and Title VI of the Civil Rights Act of 1964.*");
- Titles II and III of the Americans with Disabilities Act, which prohibit discrimination on the basis of disability in the operation of public entities, public and private transportation systems, places of public accommodation, and certain testing entities (42 U.S.C. §§ 12131 --12189), as implemented by Department of Justice regulations at 28 C.F.R. parts 35 and 36, and Department of Transportation regulations at 49 C.F.R. parts 37 and 38;
- The Federal Aviation Administration's Non-discrimination statute (49 U.S.C. § 47123) (prohibits discrimination on the basis of race, color, national origin, and sex);
- Executive Order 12898, Federal Actions to Address Environmental Justice in Minority Populations and Low-Income Populations, which ensures non-discrimination against minority populations by discouraging programs, policies, and activities with disproportionately high and adverse human health or environmental effects on minority and low-income populations;
- Executive Order 13166, Improving Access to Services for Persons with Limited English Proficiency, and resulting agency guidance, national origin discrimination includes discrimination because of limited English proficiency (LEP). To ensure compliance with Title VI, you must take reasonable steps to ensure that LEP persons have meaningful access to your programs (70 Fed. Reg. at 74087 to 74100);
- Title of the Education Amendments of 1972, as amended, which prohibits you from discriminating because of sex in education programs or activities (20 U.S.C. § 1681 et seq).

**EXHIBIT C**

**CONTRACTOR WORKFORCE UTILIZATION (FEDERAL EXECUTIVE ORDER 11246) /  
EQUAL EMPLOYMENT OPPORTUNITY  
(Federal - FHWA)**

**1. Project Workforce Utilization Goals:**

These goals are applicable to all the Contractor's construction work (whether or not it is Federal or Federally assisted or funded) performed in the covered area. If the contractor performs construction work in a geographical area located outside of the covered area, it shall apply the goals established for the geographical area where the work is actually performed.

Whenever the Contractor, or any Subcontractor at any tier, subcontracts a portion of the work involving any construction trade, it shall physically include in each subcontract in excess of \$10,000 the provisions of these specifications which contain the applicable goals for minority and female participation.

The goals for minority and female utilization are expressed in percentage terms for the contractor's aggregate work-force in each trade on all construction work in the covered area, are referenced in the attached Appendix A.

**2. Executive Order 11246**

The Contractor's compliance with Executive Order 11246 and 41-CFR Part 60-4 shall be based on its implementation of the specific affirmative action obligations required by the specifications set forth in 41 CFR 60-4.3(A) and its efforts to meet the goals established for the geographical area where the contract is to be performed. The hours of minority and female employment and training must be substantially uniform throughout the length of the contract, and in each trade, and the contractor shall make a good faith effort to employ minorities and women evenly on each of its projects. The transfer of minority or female employees or trainees from contractor to contractor or from project to project for the sole purpose of meeting the contractor's goals shall be a violation of the contract, the Executive Order and the regulations in 41 CFR Part 60-4. Compliance with the goals will be measured against the total work hour performed.

If the Contractor is participating (pursuant to 41 CFR 60-4.5) in a Hometown Plan approved by the U.S. Department of Labor in the covered area either individually or through an association, its affirmative action obligations on all work in the Plan area (including goals and timetables) shall be in accordance with that Plan for those trades which have unions participating in the Plan. Contractors must be able to demonstrate their participation in and compliance with the provisions of any such Hometown Plan. Each Contractor or Subcontractor participating in an approved Plan is individually required to comply with its obligations under the EEO clause, and to make a good faith effort to achieve each goal under the Plan in each trade in which it has employees. The overall good faith performance by other Contractors or subcontractors toward a goal in an approved Plan does not excuse any covered Contractor's or subcontractor's failure to take good faith efforts to achieve the plan goals and timetables.

The Contractor shall implement the specific affirmative action standards provided in a through p of these specifications. The goals set forth in the solicitation from which this contract resulted are expressed as percentages of the total hours of employment and training of minority and female utilization the Contractor should reasonably be able to achieve in each construction trade in

which it has employees in the covered area. Covered Construction contractors performing construction work in geographical areas where they do not have a federal or federally assisted construction contract shall apply the minority and female goals established for the geographical area where the work is being performed. Goals are published periodically in the Federal Register in notice form and such notices may be obtained from any Office of Federal Contract Compliance Programs (OFCCP) Office or from Federal procurement contracting officers. The Contractor is expected to make substantially uniform progress in meeting its goals in each craft during the period specified.

Neither the provisions of any collective bargaining agreement, nor the failure by a union with whom the Contractor has a collective bargaining agreement, to refer either minorities or women shall excuse the Contractor's obligations under these specifications, Executive Order 11246, or the regulations promulgated pursuant hereto.

In order for the nonworking training hours of apprentices and trainees to be counted in meeting the goals, such apprentices and trainees must be employed by the Contractor during the training period, and the Contractor must have made a commitment to employ the apprentices and trainees at the completion of their training, subject to the availability of employment opportunities. Trainees must be trained pursuant to training programs approved by the U.S. Department of Labor.

The Contractor shall take specific affirmative actions to ensure equal employment opportunity. The evaluation of the Contractor's compliance with these specifications shall be based upon its effort to achieve maximum results from its actions. The Contractor shall document these efforts fully, and shall implement affirmative action steps at least as extensive as the following:

- a. Ensure and maintain a working environment free of harassment, intimidation, and coercion at all sites; and in all facilities at which the Contractor's employees are assigned to work. The Contractor, where possible, will assign two or more women to each construction project. The Contractor shall specifically ensure that all foremen, superintendents, and other on-site supervisory personnel are aware of and carry out the Contractor's obligation to maintain such a working environment, with specific attention to minority or female individuals working at such sites or in such facilities.
- b. Establish and maintain a current list of minority and female recruitment sources, provide written notification to minority and female recruitment sources and to community organizations when the Contractor or its unions have employment opportunities available, and maintain a record of the organizations' responses.
- c. Maintain a current file of the names, addresses and telephone numbers of each minority and female off the street applicant and minority or female referral from a union, a recruitment source or community organization and of what action was taken with respect to each such individual. If such individual was sent to the union hiring hall for referral and was not referred back to the Contractor by the union or, if referred, not employed by the Contractor, this shall be documented in the file with the reason thereafter; along with whatever additional actions the Contractor may have taken.
- d. Provide immediate written notification to the Director when the Union or Unions with which the Contractor has a collective bargaining agreement has not referred to the Contractor a minority person or women sent by the Contractor, or when the Contractor has other



information that the Union referral process has impeded the Contractor's efforts to meet its obligations.

- e. Develop on-the-job training opportunities and/or participate in training programs for the area which expressly include minorities and women, including upgrading programs and apprenticeship and trainee programs relevant to the Contractor's employment needs, especially those programs funded or approved by the Department of Labor. The Contractor shall provide notice of these programs to the sources compiled under b above.
- f. Disseminate the Contractor's EEO policy by providing notice of the policy to unions and training programs and requesting their cooperation in assisting the Contractor in meeting its EEO obligations; by including it in any policy manual and collective bargaining agreement; by publicizing it in the company newspaper, annual report, etc.; by specific review of the policy with all management personnel and with all minority and female employees at least once a year; and by posting the company EEO Policy on bulletin boards accessible to all employees at each location where construction work is performed.
- g. Review, at least annually, the company EEO Policy and affirmative action obligations under these specifications with all employees having any responsibility for hiring, assignment, layoff, termination or other employment, decisions including specific Foreman, etc. prior to the initiation of construction work at any job site. A written record shall be made and maintained identifying the time and place of these meetings, persons attending, subject matter discussed, and disposition of the subject matter.
- h. Disseminate the Contractor's EEO Policy externally by including it in any advertising in the news media, specifically including minority and female news media, and providing written notification to and discussing the Contractor's EEO policy with other Contractors and subcontractors with whom the Contractor does or anticipates doing business.
- i. Direct its recruitment efforts, both oral and written, to minority female and community organizations, to schools with minority and female students and to minority and female recruitment and training organizations serving the Contractor's recruitment area and employment needs. Not later than one month prior to the date for the acceptance of applications for apprenticeship or other training by any recruitment source, the contractor shall send written notification to organizations such as the above, describing the openings, screening procedures and tests to be used in the selection process.
- j. Encourage present minority and female employees to recruit other minority persons and women and, where reasonable, provide after school, summer and vacation employment to minority and female youth both on the site and in other areas of a Contractor's work-force.
- k. Validate all tests and other selection requirements where there is an obligation to do so under 41 CFR Part 60-3.
- l. Conduct, at least annually, an inventory and evaluation at least of all minority and female personnel for promotional opportunities and encourage these employees to seek or to prepare for, through appropriate training, etc., such opportunities.
- m. Ensure that seniority practices, job classifications, work assignments and other personnel practices, do not have a discriminatory effect by continually monitoring all personnel and

employment related activities to ensure that the EEO policy and the Contractor's obligations under these specifications are being carried out.

- n. Ensure that all facilities and company activities are non-segregated except that separate or single user toilet and necessary changing facilities shall be provided to assure privacy between the sexes.
- o. Document and maintain a record of all solicitations of offers for subcontracts from minority and female construction contractors and suppliers, including circulation of solicitations to minority and female contractor associations and other business associations.
- p. Conduct a review at least annually of all supervisors' adherence to and performance under the Contractor's EEO policies and affirmative action obligations.

Contractors are encouraged to participate in voluntary associations which assist in fulfilling one or more of their affirmative action obligations (a through p). The efforts of a contractor association, joint contractor union, contractor community, or other similar group of which the contractor is a member and participant, may be asserted as fulfilling any one or more of its obligations under a through p of these specifications provided that the contractor actively participates in the group, makes every effort to assure that the group has a positive impact on the employment of minorities and women in the industry, ensures that the concrete benefits of the program are reflected in the Contractor's minority and female work-force participation, makes a good faith effort to meet with individual goals and timetables, and can provide access to documentation which demonstrates the effectiveness of actions taken on behalf of the Contractor. The obligation to comply, however, is the Contractor's and failure of such a group to fulfill an obligation shall not be a defense for the Contractor's noncompliance.

A single goal for minorities and a separate single goal for women have been established. The Contractor, however, is required to provide equal employment opportunity and to take affirmative action for all minority groups, both male and female, and all women, both minority and non-minority. Consequently, the Contractor may be in violation of Executive Order 11246 if a particular group is employed in a substantially disparate manner, (for example, even though the Contractor has achieved its goals for women generally, the Contractor may be in violation of the Executive Order if a specific minority group of women is under utilized).

The Contractor shall not use the goals and timetables or affirmative action standards to discriminate against any person because of race, color, religion, sex, or national origin.

The Contractor shall not enter into any Subcontract with any person or firm debarred from Government contracts pursuant to Executive Order 11246.

The Contractor shall carry out such sanctions and penalties for violation of these specifications and of the Equal Opportunity Clause, including suspension, termination and cancellation of existing subcontracts as may be imposed or ordered pursuant to Executive Order 11246, as amended, and its implementing regulations by the Office of Federal Contract Compliance Programs. Any Contractor who fails to carry out such sanctions and penalties shall be in violation of these specifications and Executive Order 11246, as amended.

The Contractor, in fulfilling its obligations under these specifications, shall implement specific affirmative action steps, at least as extensive as those standards prescribed in these

specifications, so as to achieve maximum results from its efforts to ensure equal employment opportunity. If the Contractor fails to comply with the requirements of the Executive Order, the implementing regulations, or these specifications, the Director shall proceed in accordance with 41 CFR 60-4.8.

The Contractor shall designate a responsible official to monitor all employment related activity to ensure that the company EEO policy is being carried out, to submit reports relating to the provisions hereof as may be required by the Government and to keep records. Records shall at least include for each employee the name, address, telephone numbers, construction trade, union affiliation if any, employee identification number when assigned, social security number, race, sex, status, (e.g. mechanic, apprentice, trainee, helper, or laborer) dates of changes in status, hours worked per week in the indicated trade, rate of pay, and locations at which the work was performed. Records shall be maintained in an easily understandable and retrievable form; however, to the degree that existing records satisfy this requirement, contractors shall not be required to maintain separate records.

Nothing herein provided shall be construed as a limitation upon the application of their laws which establish different standards of compliance or upon the application of requirements for the hiring of local or other area residents (e.g. those under the Public Works Employment Act of 1977 and the Community Development Block Grant Program).

The Director of the Office of Federal Contract Compliance Programs, from time to time, shall issue goals and timetables for minority and female utilization which shall be based on appropriate workforce, demographic or other relevant data and which shall cover construction projects or construction contracts performed in specific geographical areas. The goals, which shall be applicable to each construction trade in a covered contractor's or timetables, shall be published as notices in the Federal Register, and shall be inserted by the Contracting officers and applicants, as applicable, in the Notice required by 41 CFR 60-4.2.

**FEDERALLY FUNDED OR ASSISTED PROJECTS**  
**APPENDIX A**  
**(Labor Market Goals)**

**Standard Metropolitan Statistical Area (SMSA)**

**Female**

**Minority**

<b>Bridgeport – Stamford – Norwalk – Danbury</b>				<b>10.2%</b>
<b>6.9%</b>				
Bethel	Bridgeport	Brookfield	Danbury	
Darien	Derby	Easton	Fairfield	
Greenwich	Milford	Monroe	New Canaan	
New Fairfield	Newton	Norwalk	Redding	
Shelton	Stamford	Stratford	Trumbull	
Weston	Westport	Wilton		
<b>Hartford – Bristol – New Britain</b>				<b>6.9%</b>
<b>6.9%</b>				
Andover	Avon	Berlin	Bloomfield	
Bolton	Bristol	Burlington	Canton	
Colchester	Columbia	Coventry	Cromwell	
East Granby	East Hampton	East Hartford	East Windsor	
Ellington	Enfield	Farmington	Glastonbury	
Granby	Hartford	Hebron	Manchester	
Marlborough	New Britain	New Hartford	Newington	
Plainville	Plymouth	Portland	Rocky Hill	
Simsbury	South Windsor	Southington	Stafford	
Suffield	Tolland	Vernon	West Hartford	
Wethersfield	Willington	Windsor	Windsor Locks	
<b>New Haven – Waterbury – Meriden</b>				<b>9.0%</b>
<b>6.9%</b>				
Beacon Falls	Bethany	Branford	Cheshire	
Clinton	East Haven	Guilford	Hamden	
Madison	Meriden	Middlebury	Naugatuck	
New Haven	North Branford	North Haven	Orange	
Prospect	Southbury	Thomaston	Wallingford	
Waterbury	Watertown	West Haven	Wolcott	
Woodbridge	Woodbury			
<b>New London – Norwich</b>				<b>4.5%</b>
<b>6.9%</b>				
Bozrah	East Lyme	Griswold	Groton	
Ledyard	Lisbon	Montville	New London	
Norwich	Old Lyme	Old Saybrook	Preston	
Sprague	Stonington	Waterford		

**Non SMSA****Female****Minority**

<b>Litchfield – Windham</b>			<b>5.9%</b>
<b>6.9%</b>			
Abington	Ashford	Ballouville	Bantam
Barkhamsted	Bethlehem	Bridgewater	Brooklyn
Canaan	Canterbury	Central Village	Cahplan
Colebrook	Cornwall	Cornwall Bridge	Danielson
Dayville	East Canaan	East Killingly	East Woodstock
Eastford	Falls Village	Gaylordsville	Goshen
Grosvenor Dale	Hampton	Harwinton	Kent
Killignly	Lakeside	Litchfield	Moosup
Morris	New Milford	New Preston	New Preston Marble Dale
Norfolk	North Canaan	No. Grosvenordale	North Windham
Oneco	Pequabuck	Pine Meadow	Plainfield
Pleasant Valley	Pomfret	Pomfret Center	Putnam
Quinebaug	Riverton	Rogers	Roxbury
Salisbury	Scotland	Sharon	South Kent
South Woodstock	Sterling	Taconic	Terryville
Thompson	Torrington	Warren	Warrenville
Washington	Washington Depot	Wauregan	West Cornwall
Willimantic	Winchester	Winchester Center	Windham
Winsted	Woodstock	Woodstock Valley	

**EXHIBIT D**

**Health Insurance Portability and Accountability Act of 1996 (“HIPAA”).**

- (a) If the Contactor is a Business Associate under the requirements of the Health Insurance Portability and Accountability Act of 1996 (“HIPAA”), the Contractor must comply with all terms and conditions of this Section of the Contract. If the Contractor is not a Business Associate under HIPAA, this Section of the Contract does not apply to the Contractor for this Contract.
- (b) The Contractor is required to safeguard the use, publication and disclosure of information on all applicants for, and all clients who receive, services under the Contract in accordance with all applicable federal and state law regarding confidentiality, which includes but is not limited to HIPAA, more specifically with the Privacy and Security Rules at 45 C.F.R. Part 160 and Part 164, subparts A, C, and E; and
- (c) The State of Connecticut Agency named on page 1 of this Contract (hereinafter the “Department”) is a “covered entity” as that term is defined in 45 C.F.R. § 160.103; and
- (d) The Contractor, on behalf of the Department, performs functions that involve the use or disclosure of “individually identifiable health information,” as that term is defined in 45 C.F.R. § 160.103; and
- (e) The Contractor is a “business associate” of the Department, as that term is defined in 45 C.F.R. § 160.103; and
- (f) The Contractor and the Department agree to the following in order to secure compliance with the HIPAA, the requirements of Subtitle D of the Health Information Technology for Economic and Clinical Health Act (hereinafter the HITECH Act), (Pub. L. 111-5, sections 13400 to 13423), and more specifically with the Privacy and Security Rules at 45 C.F.R. Part 160 and Part 164, subparts A, C, and E.
- (g) Definitions
  - (1) “Breach shall have the same meaning as the term is defined in section 13400 of the HITECH Act (42 U.S.C. §17921(1))
  - (2) “Business Associate” shall mean the Contractor.
  - (3) “Covered Entity” shall mean the Department of the State of Connecticut named on page 1 of this Contract.
  - (4) “Designated Record Set” shall have the same meaning as the term “designated record set” in 45 C.F.R. § 164.501.
  - (5) “Electronic Health Record” shall have the same meaning as the term is defined in section 13400 of the HITECH Act (42 U.S.C. §17921(5))

- (6) "Individual" shall have the same meaning as the term "individual" in 45 C.F.R. § 160.103 and shall include a person who qualifies as a personal representative as defined in 45 C.F.R. § 164.502(g).
  - (7) "Privacy Rule" shall mean the Standards for Privacy of Individually Identifiable Health Information at 45 C.F.R. part 160 and parts 164, subparts A and E.
  - (8) "Protected Health Information" or "PHI" shall have the same meaning as the term "protected health information" in 45 C.F.R. § 160.103, limited to information created or received by the Business Associate from or on behalf of the Covered Entity.
  - (9) "Required by Law" shall have the same meaning as the term "required by law" in 45 C.F.R. § 164.103.
  - (10) "Secretary" shall mean the Secretary of the Department of Health and Human Services or his designee.
  - (11) "More stringent" shall have the same meaning as the term "more stringent" in 45 C.F.R. § 160.202.
  - (12) "This Section of the Contract" refers to the HIPAA Provisions stated herein, in their entirety.
  - (13) "Security Incident" shall have the same meaning as the term "security incident" in 45 C.F.R. § 164.304.
  - (14) "Security Rule" shall mean the Security Standards for the Protection of Electronic Protected Health Information at 45 C.F.R. part 160 and parts 164, subpart A and C.
  - (15) "Unsecured protected health information" shall have the same meaning as the term as defined in section 13402(h)(1)(A) of HITECH. Act. (42 U.S.C. § 17932(h)(1)(A)).
- (h) Obligations and Activities of Business Associates.
- (1) Business Associate agrees not to use or disclose PHI other than as permitted or required by this Section of the Contract or as Required by Law.
  - (2) Business Associate agrees to use appropriate safeguards to prevent use or disclosure of PHI other than as provided for in this Section of the Contract.
  - (3) Business Associate agrees to use administrative, physical and technical safeguards that reasonably and appropriately protect the confidentiality, integrity, and availability of electronic protected health information that it creates, receives, maintains, or transmits on behalf of the Covered Entity.
  - (4) Business Associate agrees to mitigate, to the extent practicable, any harmful effect that is known to the Business Associate of a use or disclosure of PHI by Business Associate in violation of this Section of the Contract.

- (5) Business Associate agrees to report to Covered Entity any use or disclosure of PHI not provided for by this Section of the Contract or any security incident of which it becomes aware.
- (6) Business Associate agrees to insure that any agent, including a subcontractor, to whom it provides PHI received from, or created or received by Business Associate, on behalf of the Covered Entity, agrees to the same restrictions and conditions that apply through this Section of the Contract to Business Associate with respect to such information.
- (7) Business Associate agrees to provide access, at the request of the Covered Entity, and in the time and manner agreed to by the parties, to PHI in a Designated Record Set, to Covered Entity or, as directed by Covered Entity, to an Individual in order to meet the requirements under 45 C.F.R. § 164.524.
- (8) Business Associate agrees to make any amendments to PHI in a Designated Record Set that the Covered Entity directs or agrees to pursuant to 45 C.F.R. § 164.526 at the request of the Covered Entity, and in the time and manner agreed to by the parties.
- (9) Business Associate agrees to make internal practices, books, and records, including policies and procedures and PHI, relating to the use and disclosure of PHI received from, or created or received by, Business Associate on behalf of Covered Entity, available to Covered Entity or to the Secretary in a time and manner agreed to by the parties or designated by the Secretary, for purposes of the Secretary determining Covered Entity's compliance with the Privacy Rule.
- (10) Business Associate agrees to document such disclosures of PHI and information related to such disclosures as would be required for Covered Entity to respond to a request by an Individual for an accounting of disclosures of PHI in accordance with 45 C.F.R. § 164.528 and section 13405 of the HITECH Act (42 U.S.C. § 17935) and any regulations promulgated thereunder.
- (11) Business Associate agrees to provide to Covered Entity, in a time and manner agreed to by the parties, information collected in accordance with clause h. (10) of this Section of the Contract, to permit Covered Entity to respond to a request by an Individual for an accounting of disclosures of PHI in accordance with 45 C.F.R. § 164.528 and section 13405 of the HITECH Act (42 U.S.C. § 17935) and any regulations promulgated thereunder. Business Associate agrees at the Covered Entity's direction to provide an accounting of disclosures of PHI directly to an individual in accordance with 45 C.F.R. § 164.528 and section 13405 of the HITECH Act (42 U.S.C. § 17935) and any regulations promulgated thereunder.
- (12) Business Associate agrees to comply with any state or federal law that is more stringent than the Privacy Rule.
- (13) Business Associate agrees to comply with the requirements of the HITECH Act relating to privacy and security that are applicable to the Covered Entity and with the requirements of 45 C.F.R. sections 164.504(e), 164.308, 164.310, 164.312, and 164.316.



- (14) In the event that an individual requests that the Business Associate (a) restrict disclosures of PHI; (b) provide an accounting of disclosures of the individual's PHI; or (c) provide a copy of the individual's PHI in an electronic health record, the Business Associate agrees to notify the covered entity, in writing, within two business days of the request.
- (15) Business Associate agrees that it shall not, directly or indirectly, receive any remuneration in exchange for PHI of an individual without (1) the written approval of the covered entity, unless receipt of remuneration in exchange for PHI is expressly authorized by this Contract and (2) the valid authorization of the individual, except for the purposes provided under section 13405(d)(2) of the HITECH Act,(42 U.S.C. § 17935(d)(2)) and in any accompanying regulations

(16) Obligations in the Event of a Breach

- A. The Business Associate agrees that, following the discovery of a breach of unsecured protected health information, it shall notify the Covered Entity of such breach in accordance with the requirements of section 13402 of HITECH (42 U.S.C. 17932(b) and the provisions of this Section of the Contract.
- B. Such notification shall be provided by the Business Associate to the Covered Entity without unreasonable delay, and in no case later than 30 days after the breach is discovered by the Business Associate, except as otherwise instructed in writing by a law enforcement official pursuant to section 13402 (g) of HITECH (42 U.S.C. 17932(g)) . A breach is considered discovered as of the first day on which it is, or reasonably should have been, known to the Business Associate. The notification shall include the identification and last known address, phone number and email address of each individual (or the next of kin of the individual if the individual is deceased) whose unsecured protected health information has been, or is reasonably believed by the Business Associate to have been, accessed, acquired, or disclosed during such breach.
- C. The Business Associate agrees to include in the notification to the Covered Entity at least the following information:
1. A brief description of what happened, including the date of the breach and the date of the discovery of the breach, if known.
  2. A description of the types of unsecured protected health information that were involved in the breach (such as full name, Social Security number, date of birth, home address, account number, or disability code).
  3. The steps the Business Associate recommends that individuals take to protect themselves from potential harm resulting from the breach.
  4. A detailed description of what the Business Associate is doing to investigate the breach, to mitigate losses, and to protect against any further breaches.
  5. Whether a law enforcement official has advised either verbally or in writing the Business Associate that he or she has determined that notification or notice to

individuals or the posting required under section 13402 of the HITECH Act would impede a criminal investigation or cause damage to national security and; if so, include contact information for said official.

- D. Business Associate agrees to provide appropriate staffing and have established procedures to ensure that individuals informed by the Covered Entity of a breach by the Business Associate have the opportunity to ask questions and contact the Business Associate for additional information regarding the breach. Such procedures shall include a toll-free telephone number, an e-mail address, a posting on its Web site and a postal address. Business Associate agrees to include in the notification of a breach by the Business Associate to the Covered Entity, a written description of the procedures that have been established to meet these requirements. Costs of such contact procedures will be borne by the Contractor.
  - E. Business Associate agrees that, in the event of a breach, it has the burden to demonstrate that it has complied with all notifications requirements set forth above, including evidence demonstrating the necessity of a delay in notification to the Covered Entity.
- (i) Permitted Uses and Disclosure by Business Associate.
- (1) General Use and Disclosure Provisions Except as otherwise limited in this Section of the Contract, Business Associate may use or disclose PHI to perform functions, activities, or services for, or on behalf of, Covered Entity as specified in this Contract, provided that such use or disclosure would not violate the Privacy Rule if done by Covered Entity or the minimum necessary policies and procedures of the Covered Entity.
  - (2) Specific Use and Disclosure Provisions
    - (A) Except as otherwise limited in this Section of the Contract, Business Associate may use PHI for the proper management and administration of Business Associate or to carry out the legal responsibilities of Business Associate.
    - (B) Except as otherwise limited in this Section of the Contract, Business Associate may disclose PHI for the proper management and administration of Business Associate, provided that disclosures are Required by Law, or Business Associate obtains reasonable assurances from the person to whom the information is disclosed that it will remain confidential and used or further disclosed only as Required by Law or for the purpose for which it was disclosed to the person, and the person notifies Business Associate of any instances of which it is aware in which the confidentiality of the information has been breached.
    - (C) Except as otherwise limited in this Section of the Contract, Business Associate may use PHI to provide Data Aggregation services to Covered Entity as permitted by 45 C.F.R. § 164.504(e)(2)(i)(B).
- (j) Obligations of Covered Entity.

- (1) Covered Entity shall notify Business Associate of any limitations in its notice of privacy practices of Covered Entity, in accordance with 45 C.F.R. § 164.520, or to the extent that such limitation may affect Business Associate's use or disclosure of PHI.
  - (2) Covered Entity shall notify Business Associate of any changes in, or revocation of, permission by Individual to use or disclose PHI, to the extent that such changes may affect Business Associate's use or disclosure of PHI.
  - (3) Covered Entity shall notify Business Associate of any restriction to the use or disclosure of PHI that Covered Entity has agreed to in accordance with 45 C.F.R. § 164.522, to the extent that such restriction may affect Business Associate's use or disclosure of PHI.
- (k) Permissible Requests by Covered Entity. Covered Entity shall not request Business Associate to use or disclose PHI in any manner that would not be permissible under the Privacy Rule if done by the Covered Entity, except that Business Associate may use and disclose PHI for data aggregation, and management and administrative activities of Business Associate, as permitted under this Section of the Contract.
- (l) Term and Termination.
- (1) Term. The Term of this Section of the Contract shall be effective as of the date the Contract is effective and shall terminate when the information collected in accordance with clause h. (10) of this Section of the Contract is provided to the Covered Entity and all of the PHI provided by Covered Entity to Business Associate, or created or received by Business Associate on behalf of Covered Entity, is destroyed or returned to Covered Entity, or, if it is infeasible to return or destroy PHI, protections are extended to such information, in accordance with the termination provisions in this Section.
  - (2) Termination for Cause Upon Covered Entity's knowledge of a material breach by Business Associate, Covered Entity shall either:
    - (A) Provide an opportunity for Business Associate to cure the breach or end the violation and terminate the Contract if Business Associate does not cure the breach or end the violation within the time specified by the Covered Entity; or
    - (B) Immediately terminate the Contract if Business Associate has breached a material term of this Section of the Contract and cure is not possible; or
    - (C) If neither termination nor cure is feasible, Covered Entity shall report the violation to the Secretary.
  - (3) Effect of Termination
    - (A) Except as provided in (l)(2) of this Section of the Contract, upon termination of this Contract, for any reason, Business Associate shall return or destroy all PHI received from Covered Entity, or created or received by Business Associate on behalf of Covered Entity. Business Associate shall also provide the information collected in accordance with clause h. (10) of this Section of the Contract to the Covered Entity

within ten business days of the notice of termination. This provision shall apply to PHI that is in the possession of subcontractors or agents of Business Associate. Business Associate shall retain no copies of the PHI.

(B) In the event that Business Associate determines that returning or destroying the PHI is infeasible, Business Associate shall provide to Covered Entity notification of the conditions that make return or destruction infeasible. Upon documentation by Business Associate that return or destruction of PHI is infeasible, Business Associate shall extend the protections of this Section of the Contract to such PHI and limit further uses and disclosures of PHI to those purposes that make return or destruction infeasible, for as long as Business Associate maintains such PHI. Infeasibility of the return or destruction of PHI includes, but is not limited to, requirements under state or federal law that the Business Associate maintains or preserves the PHI or copies thereof.

(m) Miscellaneous Provisions.

- (1) Regulatory References. A reference in this Section of the Contract to a section in the Privacy Rule means the section as in effect or as amended.
- (2) Amendment. The Parties agree to take such action as is necessary to amend this Section of the Contract from time to time as is necessary for Covered Entity to comply with requirements of the Privacy Rule and the Health Insurance Portability and Accountability Act of 1996, Pub. L. No. 104-191.
- (3) Survival. The respective rights and obligations of Business Associate shall survive the termination of this Contract.
- (4) Effect on Contract. Except as specifically required to implement the purposes of this Section of the Contract, all other terms of the Contract shall remain in force and effect.
- (5) Construction. This Section of the Contract shall be construed as broadly as necessary to implement and comply with the Privacy Standard. Any ambiguity in this Section of the Contract shall be resolved in favor of a meaning that complies, and is consistent with, the Privacy Standard.
- (6) Disclaimer. Covered Entity makes no warranty or representation that compliance with this Section of the Contract will be adequate or satisfactory for Business Associate's own purposes. Covered Entity shall not be liable to Business Associate for any claim, civil or criminal penalty, loss or damage related to or arising from the unauthorized use or disclosure of PHI by Business Associate or any of its officers, directors, employees, contractors or agents, or any third party to whom Business Associate has disclosed PHI contrary to the provisions of this Contract or applicable law. Business Associate is solely responsible for all decisions made, and actions taken, by Business Associate regarding the safeguarding, use and disclosure of PHI within its possession, custody or control.

(7) Indemnification. The Business Associate shall indemnify and hold the Covered Entity harmless from and against any and all claims, liabilities, judgments, fines, assessments, penalties, awards and any statutory damages that may be imposed or assessed pursuant to HIPAA, as amended or the

HITECH Act, including, without limitation, attorney's fees, expert witness fees, costs of investigation, litigation or dispute resolution, and costs awarded thereunder, relating to or arising out of any violation by the Business Associate and its agents, including subcontractors, of any obligation of Business Associate and its agents, including subcontractors, under this section of the contract, under HIPAA, the HITECH Act, the Privacy Rule and the Security Rule.

## Notice to Executive Branch State Contractors and Prospective State Contractors of Campaign Contribution and Solicitation Limitations

This notice is provided under the authority of Connecticut General Statutes §9-612(g)(2), as amended by P.A. 10-1, and is for the purpose of informing state contractors and prospective state contractors of the following law (*italicized words are defined on the reverse side of this page*).

### CAMPAIGN CONTRIBUTION AND SOLICITATION LIMITATIONS

No *state contractor, prospective state contractor, principal of a state contractor or principal of a prospective state contractor*, with regard to a *state contract or state contract solicitation* with or from a state agency in the executive branch or a quasi-public agency or a holder, or principal of a holder of a valid prequalification certificate, shall make a contribution to (i) an exploratory committee or candidate committee established by a candidate for nomination or election to the office of Governor, Lieutenant Governor, Attorney General, State Comptroller, Secretary of the State or State Treasurer, (ii) a political committee authorized to make contributions or expenditures to or for the benefit of such candidates, or (iii) a party committee (which includes town committees).

In addition, no holder or principal of a holder of a valid prequalification certificate, shall make a contribution to (i) an exploratory committee or candidate committee established by a candidate for nomination or election to the office of State senator or State representative, (ii) a political committee authorized to make contributions or expenditures to or for the benefit of such candidates, or (iii) a party committee.

On and after January 1, 2011, no state contractor, prospective state contractor, principal of a state contractor or principal of a prospective state contractor, with regard to a state contract or state contract solicitation with or from a state agency in the executive branch or a quasi-public agency or a holder, or principal of a holder of a valid prequalification certificate, shall **knowingly solicit** contributions from the state contractor's or prospective state contractor's employees or from a *subcontractor or principals of the subcontractor* on behalf of (i) an exploratory committee or candidate committee established by a candidate for nomination or election to the office of Governor, Lieutenant Governor, Attorney General, State Comptroller, Secretary of the State or State Treasurer, (ii) a political committee authorized to make contributions or expenditures to or for the benefit of such candidates, or (iii) a party committee.

### DUTY TO INFORM

State contractors and prospective state contractors are required to inform their principals of the above prohibitions, as applicable, and the possible penalties and other consequences of any violation thereof.

### PENALTIES FOR VIOLATIONS

Contributions or solicitations of contributions made in violation of the above prohibitions may result in the following civil and criminal penalties:

**Civil penalties**—Up to \$2,000 or twice the amount of the prohibited contribution, whichever is greater, against a principal or a contractor. Any state contractor or prospective state contractor which fails to make reasonable efforts to comply with the provisions requiring notice to its principals of these prohibitions and the possible consequences of their violations may also be subject to civil penalties of up to \$2,000 or twice the amount of the prohibited contributions made by their principals.

**Criminal penalties**—Any knowing and willful violation of the prohibition is a Class D felony, which may subject the violator to imprisonment of not more than 5 years, or not more than \$5,000 in fines, or both.

### CONTRACT CONSEQUENCES

In the case of a state contractor, contributions made or solicited in violation of the above prohibitions may result in the contract being voided.

In the case of a prospective state contractor, contributions made or solicited in violation of the above prohibitions shall result in the contract described in the state contract solicitation not being awarded to the prospective state contractor, unless the State Elections Enforcement Commission determines that mitigating circumstances exist concerning such violation.

The State shall not award any other state contract to anyone found in violation of the above prohibitions for a period of one year after the election for which such contribution is made or solicited, unless the State Elections Enforcement Commission determines that mitigating circumstances exist concerning such violation.

Additional information may be found on the website of the State Elections Enforcement Commission, [www.ct.gov/seec](http://www.ct.gov/seec). Click on the link to "Lobbyist/Contractor Limitations."

## DEFINITIONS

“State contractor” means a person, business entity or nonprofit organization that enters into a state contract. Such person, business entity or nonprofit organization shall be deemed to be a state contractor until December thirty-first of the year in which such contract terminates. “State contractor” does not include a municipality or any other political subdivision of the state, including any entities or associations duly created by the municipality or political subdivision exclusively amongst themselves to further any purpose authorized by statute or charter, or an employee in the executive or legislative branch of state government or a quasi-public agency, whether in the classified or unclassified service and full or part-time, and only in such person's capacity as a state or quasi-public agency employee.

“Prospective state contractor” means a person, business entity or nonprofit organization that (i) submits a response to a state contract solicitation by the state, a state agency or a quasi-public agency, or a proposal in response to a request for proposals by the state, a state agency or a quasi-public agency, until the contract has been entered into, or (ii) holds a valid prequalification certificate issued by the Commissioner of Administrative Services under section 4a-100. “Prospective state contractor” does not include a municipality or any other political subdivision of the state, including any entities or associations duly created by the municipality or political subdivision exclusively amongst themselves to further any purpose authorized by statute or charter, or an employee in the executive or legislative branch of state government or a quasi-public agency, whether in the classified or unclassified service and full or part-time, and only in such person's capacity as a state or quasi-public agency employee.

“Principal of a state contractor or prospective state contractor” means (i) any individual who is a member of the board of directors of, or has an ownership interest of five per cent or more in, a state contractor or prospective state contractor, which is a business entity, except for an individual who is a member of the board of directors of a nonprofit organization, (ii) an individual who is employed by a state contractor or prospective state contractor, which is a business entity, as president, treasurer or executive vice president, (iii) an individual who is the chief executive officer of a state contractor or prospective state contractor, which is not a business entity, or if a state contractor or prospective state contractor has no such officer, then the officer who duly possesses comparable powers and duties, (iv) an officer or an employee of any state contractor or prospective state contractor who has *managerial or discretionary responsibilities with respect to a state contract*, (v) the spouse or a *dependent child* who is eighteen years of age or older of an individual described in this subparagraph, or (vi) a political committee established or controlled by an individual described in this subparagraph or the business entity or nonprofit organization that is the state contractor or prospective state contractor.

“State contract” means an agreement or contract with the state or any state agency or any quasi-public agency, let through a procurement process or otherwise, having a value of fifty thousand dollars or more, or a combination or series of such agreements or contracts having a value of one hundred thousand dollars or more in a calendar year, for (i) the rendition of services, (ii) the furnishing of any goods, material, supplies, equipment or any items of any kind, (iii) the construction, alteration or repair of any public building or public work, (iv) the acquisition, sale or lease of any land or building, (v) a licensing arrangement, or (vi) a grant, loan or loan guarantee. “State contract” does not include any agreement or contract with the state, any state agency or any quasi-public agency that is exclusively federally funded, an education loan, a loan to an individual for other than commercial purposes or any agreement or contract between the state or any state agency and the United States Department of the Navy or the United States Department of Defense.

“State contract solicitation” means a request by a state agency or quasi-public agency, in whatever form issued, including, but not limited to, an invitation to bid, request for proposals, request for information or request for quotes, inviting bids, quotes or other types of submittals, through a competitive procurement process or another process authorized by law waiving competitive procurement.

“Managerial or discretionary responsibilities with respect to a state contract” means having direct, extensive and substantive responsibilities with respect to the negotiation of the state contract and not peripheral, clerical or ministerial responsibilities.

“Dependent child” means a child residing in an individual’s household who may legally be claimed as a dependent on the federal income tax of such individual.

“Solicit” means (A) requesting that a contribution be made, (B) participating in any fund-raising activities for a candidate committee, exploratory committee, political committee or party committee, including, but not limited to, forwarding tickets to potential contributors, receiving contributions for transmission to any such committee or bundling contributions, (C) serving as chairperson, treasurer or deputy treasurer of any such committee, or (D) establishing a political committee for the sole purpose of soliciting or receiving contributions for any committee. Solicit does not include: (i) making a contribution that is otherwise permitted by Chapter 155 of the Connecticut General Statutes; (ii) informing any person of a position taken by a candidate for public office or a public official, (iii) notifying the person of any activities of, or contact information for, any candidate for public office; or (iv) serving as a member in any party committee or as an officer of such committee that is not otherwise prohibited in this section.

“Subcontractor” means any person, business entity or nonprofit organization that contracts to perform part or all of the obligations of a state contractor's state contract. Such person, business entity or nonprofit organization shall be deemed to be a subcontractor until December thirty first of the year in which the subcontract terminates. “Subcontractor” does not include (i) a municipality or any other political subdivision of the state, including any entities or associations duly created by the municipality or political subdivision exclusively amongst themselves to further any purpose authorized by statute or charter, or (ii) an employee in the executive or legislative branch of state government or a quasi-public agency, whether in the classified or unclassified service and full or part-time, and only in such person's capacity as a state or quasi-public agency employee.

“Principal of a subcontractor” means (i) any individual who is a member of the board of directors of, or has an ownership interest of five per cent or more in, a subcontractor, which is a business entity, except for an individual who is a member of the board of directors of a nonprofit organization, (ii) an individual who is employed by a subcontractor, which is a business entity, as president, treasurer or executive vice president, (iii) an individual who is the chief executive officer of a subcontractor, which is not a business entity, or if a subcontractor has no such officer, then the officer who duly possesses comparable powers and duties, (iv) an officer or an employee of any subcontractor who has managerial or discretionary responsibilities with respect to a subcontract with a state contractor, (v) the spouse or a dependent child who is eighteen years of age or older of an individual described in this subparagraph, or (vi) a political committee established or controlled by an individual described in this subparagraph or the business entity or nonprofit organization that is the subcontractor.

**EXHIBIT F**

(federal wage rate package will be inserted here for final executed contract only. Refer to NTC –  
Federal Wage Determinations )



**EXHIBIT G**

(state wages will be inserted here)

## **SECTION 5**

### **STATE REQUIRED CONTRACT PROVISIONS**

## **SECTION 6**

### **SPECIAL PROVISIONS**

## **TABLE OF CONTENTS OF SPECIAL PROVISIONS**

Note: This Table of Contents has been prepared for the convenience of those using this contract with the sole express purpose of locating quickly the information contained herein; and no claims shall arise due to omissions, additions, deletions, etc., as this Table of Contents shall not be considered part of the contract.

## Table of Contents

CONTRACT TIME AND LIQUIDATED DAMAGES	
NOTICE TO CONTRACTOR – BUY AMERICA .....	XX
NOTICE TO CONTRACTOR – CONTRACTOR TRAINING REQUIREMENT - OSHA .....	XX
NOTICE TO CONTRACTOR – REQUIREMENTS OF TITLE 49.....	XX
NOTICE TO CONTRACTOR – UTILITY GENERATED WORK SCHEDULE .....	XX
NOTICE TO CONTRACTOR – GLOBAL POSITIONING SYSTEM (GPS) COORDINATE FOR SIGNS .....	XX
NOTICE TO CONTRACTOR – SAFEGUARDING OF RESIDENCES AND PEDESTRIANS.....	XX
NOTICE TO CONTRACTOR – REQUIRED CONTRACT PROVISIONS FEDERAL-AID CONSTRUCTION	
CONTRACTS .....	XX
NOTICE TO CONTRACTOR – PROCUREMENT OF MATERIALS .....	XX
NOTICE TO CONTRACTOR – USE OF CONNECTICUT DOT FORM 817 .....	XX
NOTICE TO CONTRACTOR – RECENT REVISIONS.....	XX
NOTICE TO CONTRACTOR – PROTECTION OF EXISTING UTILITIES.....	XX
NOTICE TO CONTRACTOR – WORKING AROUND 16” GAS TRANSMISSION LINE.....	XX
NOTICE TO CONTRACTOR – ALL INCLUSIVE DRAINAGE.....	XX
NOTICE TO CONTRACTOR – DRIVEWAY WORK SCHEDULES .....	XX
NOTICE TO CONTRACTOR – TRAFFIC SIGNALS .....	XX
NOTICE TO CONTRACTOR – CONSTRUCTION CONTRACTOR DIGITAL SUBMISSIONS.....	XX
SECTION 1.05 – CONTROL OF THE WORK .....	XX
SECTION 1.06 – CONTROL OF MATERIALS.....	XX
SECTION 1.07 – LEGAL RELATIONS AND RESPONSIBILITIES .....	XX
SECTION 1.08 – PROSECUTION AND PROGRESS .....	XX
SECTION 2.86 – DRAINAGE TRENCH EXCAVATION, ROCK DRAINAGE TRENCH EXCAVATION .....	XX
SECTION 4.06 – BITUMINOUS CONCRETE .....	XX
SECTION 5.86 – CATCH BASINS, MANHOLES AND DROP INLETS.....	XX
SECTION 6.86 – DRAINAGE PIPES, DRAINAGE PIPE ENDS.....	XX
SECTION 10.00 – GENERAL CLAUSES FOR HIGHWAY ILLUMINATION AND TRAFFIC SIGNAL PROJECTS	
.....	XX
SECTION 12.00 – GENERAL CLAUSES FOR HIGHWAY SIGNAGE.....	XX
SECTION M.04 – BITUMINOUS CONCRETE MATERIALS .....	XX
ITEM # 0201001A – CLEARING AND GRUBBING.....	XX
ITEM # 0201042A – RESET LANDSCAPE IRRIGATION SYSTEM .....	XX
ITEM # 0201501A – RESET MAILBOX .....	XX
ITEM # 0202451A – TEST PIT EXCAVATION.....	XX
ITEM # 0202559A – REMOVE AND RESET SURVEY MONUMENT. ....	XX
ITEM # 0406275A – FINE MILLING OF BITUMINOUS CONCRETE (0 TO 4 INCHES).....	XX
ITEM # 0406993A – BITUMINOUS CONCRETE PAVEMENT COLORING AND STAMPING .....	XX
ITEM # 0906202A – WOOD FENCE .....	XX
ITEM # 0906204A – 3 RAIL WOOD FENCE.....	XX
ITEM # 0921014A – CONCRETE PAVING BRICK .....	XX
ITEM # 0947207A – BICYCLE STAND .....	XX
ITEM # 0949003A – FURNISHING, PLANTING AND MULCHING TREES, SHRUBS, VINES AND GROUND	
COVER PLANTS .....	XX
ITEM # 0949111A – PROTECTIVE FENCING.....	XX
ITEM # 0950019A – TURF ESTABLISHMENT – LAWN .....	XX
ITEM # 0969060A – CONSTRUCTION FIELD OFFICE, SMALL .....	XX
ITEM # 0971001A – MAINTENANCE AND PROTECTION OF TRAFFIC.....	XX
ITEM # 0992090A – BENCH .....	XX
ITEM # 1008908A – CLEAN EXISTING CONDUIT .....	XX
ITEM # 1010060A – CLEAN EXISTING CONCRETE HANDHOLE.....	XX
ITEM #1106001A – 1 WAY PEDESTRIAN SIGNAL POLE MOUNTED.....	XX

ITEM # 1106004A – 2 WAY PEDESTRIAN SIGNAL POLE MOUNTED .....	XX
ITEM # 1107011A – ACCESSIBLE PEDESTRIAN SIGNAL AND DETECTOR (TYPE A).....	XX
ITEM # 1108163A – MODIFY EXISTING CONTROLLER .....	XX
ITEM # 1116100A – INTERNALLY ILLUMINATED SIGN (LED) .....	XX
ITEM # 1118012A – REMOVAL AND/OR RELOCATION OF TRAFFIC SIGNAL EQUIPMENT .....	XX
ITEM # 1206023A – REMOVAL AND RELOCATION OF EXISTING SIGNS.....	XX
ITEM # 1302047A – RESET GATE BOX .....	XX
ITEM # 1700001A – SERVICE CONNECTIONS.....	XX

March 19, 2019  
FEDERAL AID PROJECT NO. H163(002)  
STATE PROJECT NO. 144-192

Pequonnock River Trail Section A2

Town of Trumbull  
Federal Aid Project No. H163(002)

The State of Connecticut, Department of Transportation, Standard Specifications for Roads, Bridges, Facilities and Incidental Construction, Form 817, 2016, (otherwise referred to as "ConnDOT Form 817") as revised by all supplemental specifications is hereby made part of this contract, as modified by the Special Provisions contained herein. The current edition of the State of Connecticut Department of Transportation's "Construction Contract Bidding and Award Manual" ("Manual"), is hereby made part of this contract. If the provisions of this Manual conflict with provisions of other Department documents (not including statutes or regulations), the more stringent specification or requirement shall govern at the discretion of the Engineer. The Manual is available upon request from the Transportation Manager of Contracts. The Special Provisions relate in particular to the Pequonnock River Trail Section A2 in the Town of Trumbull.

## **CONTRACT TIME AND LIQUIDATED DAMAGES**

One Hundred Eighty (180) calendar days will be allowed for completion of the work on this project and the liquidated damages charge to apply will be One Thousand Five Hundred Dollars (\$1,500.00) per calendar day.

## **NOTICE TO CONTRACTOR – BUY AMERICA**

The Contractor is hereby advised that several items proposed for this project are subject to the Buy America requirements. Please refer to Section 1.06 of the standard specifications and FHWA's regulatory policy regarding Buy America (Title 23 C.F.R. 635.410 and 49 U.S.C. 5323(j)). The Contractor shall also be responsible for compliance by any subcontractor, lower tier subcontractor, or service provider.



**NOTICE TO CONTRACTOR – CONTRACTOR TRAINING  
REQUIREMENT FOR 10-HOUR OSHA CONSTRUCTION SAFETY AND  
HEALTH COURSE**

In accordance with Connecticut General Statute 31-53b and Public Act No. 08-83, the Contractor is required to furnish proof that any person performing the work of a mechanic, laborer or worker pursuant to the classifications of labor under section 31-53, has completed a course of at least ten hours in duration in construction safety and health approved by the Federal Occupational Safety and Health Administration or, has completed a new miner training program approved by the Federal Mine Safety and Health Administration in accordance with 30 CFR 48 or, in the case of telecommunications employees, has completed at least ten hours of training in accordance with 29 CFR 1910.268.

Proof of compliance with the provisions of the statute shall consist of a student course completion card issued by the federal Occupational Safety and Health Administration, or other such proof as deemed appropriate by the Commissioner of the Connecticut Department of Labor, dated no earlier than five years prior to the commencement of the project. Each employer shall affix a copy of the construction safety course completion card for each applicable employee to the first certified payroll submitted to the Department of Transportation on which the employee's name first appears.

Any employee required to complete a construction safety and health course as required that has not completed the course, shall have a maximum of fourteen (14) days to complete the course. If the employee has not been brought into compliance, they shall be removed from the project until such time as they have completed the required training.

This section does not apply to employees of public service companies, as defined in section 16-1 of the 2008 supplement to the General Statutes, or drivers of commercial motor vehicles driving the vehicle on the public works project and delivering or picking up cargo from public works projects provided they perform no labor relating to the project other than the loading and unloading of their cargo.

The internet website for the federal Occupational Safety and Health Training Institute is <http://www.osha.gov/fso/ote/training/edcenters>.

Additional information regarding this statute can be found at the Connecticut Department of Labor website, <http://www.ctdol.state.ct.us/wgwkstnd/wgemenu.htm>.

Any costs associated with this notice shall be included in the general cost of the contract. In addition, there shall be no time granted to the contractor for compliance with this notice. The contractor's compliance with this notice and any associated regulations shall not be grounds for claims as outlined in Section 1.11 – "Claims".

**NOTICE TO CONTRACTOR - REQUIREMENTS OF TITLE 49, CODE OF  
FEDERAL REGULATIONS PART 26**

The contractor, subrecipient or subcontractor shall not discriminate on the basis of race, color, national origin, or sex in the performance of this contract. The contractor shall carry out applicable requirements of 49 CFR Part 26 in the award and administration of DOT-assisted contracts. Failure by the contractor to carry out these requirements is a material breach of this contract, which may result in the termination of this contract or such other remedy as the recipient deems appropriate.

## **NOTICE TO CONTRACTOR – UTILITY GENERATED WORK SCHEDULE**

The attached project specific utility work schedules were provided by the utility companies regarding their identified work on this project.

The utility scheduling information is provided to assist the Contractor in scheduling its activities. However, the Department does not ensure its accuracy and Section 1.05.06 of the Standard Specifications still is in force.

The utility scheduling information shall be incorporated into the Contractor's pre-award schedule in accordance with the Department's Bidding and Award Manual and Section 1.05.08 of the Contract.

After award, the Contractor shall conduct a utility coordination meeting or meetings to obtain contemporaneous scheduling information from the utilities prior to submitting its baseline schedule to the Department in accordance with Section (1.05 – Scheduling and Reports) of Contract.

The Contractor shall incorporate the contemporaneous utility scheduling information into its baseline schedule submittal. The baseline schedule shall include contractor predecessor and successor activities to the utility work in such detail as acceptable to the Engineer.

rev. 5/20/2013		<b>UTILITY WORK SCHEDULE</b>	
CTDOT Project Number:		144-192	Town: Trumbull
Project Description: Bike Path with alterations to CT-127 White Plains Rd			
CTDOT Utilities Engineer:		Xiuyun Cai	
Phone: (860) 594-3269		Email:	Xiuyun.Cai@ct.gov
Utility Company:		Frontier Communications	
Prepared By: Matt Reilly		Date Prepared:	5/4/2018
Phone: (203) 383-6731		Email:	mjr682@ftr.com
<b>Scope of Work</b>			
<p>The following is a description of all utility work planned to be completed in conjunction with the CTDOT project. The narrative describes all work to be carried out by the utility or its contractor, including temporary and permanent work required by the project as well as any additional utility infrastructure work the utility intends on performing within the project limits during the construction of the project.</p>			
<p>Place 1 pole  Place 1 sidewalk anchor  Place 1-10M down guy  Place 60' 10M strand  Remove 1 pole  Remove 1 anchor  Remove 1 down guy  Remove 70' 10M strand</p>			
<b>Special Considerations and Constraints</b>			
<p>The following describes the limiting factors that must be planned for in the scheduling and performance of the utility work. For example, restrictions on cut-overs, outages, limitations on customer service interruptions (e.g. nights, weekends, holidays), seasonal and environmental shutdown periods, long lead material procurements, etc..</p>			
<p>Frontier requires final grade to be within 1' before poles/anchors are set. Frontier requires necessary road markings(face of curb, sidewalk, etc.) to be marked in field prior to pole/ anchor placement. These plans are based on plans provided. Actual conditions may require changes to proposed plans and work schedule.</p>			

## UTILITY WORK SCHEDULE

CTDOT Project Number: 144-192

Utility Company: Frontier Communications

Prepared By: Matt Reilly

Total Calendar 2,75

### Schedule

The following schedule identifies each major activity of utility work in sequential order to be performed by the utility or its contractor. The location of each activity of work is identified by the baseline stationing on the CTDOT plans. All activities identify the predecessor activity which must be completed before a utility work activity may progress. The duration provided is the number of calendar days required to complete the utility work activity based on historical information and production rates.

Location (Station to Station)	Description Activity of Work	Predecessor Activity	Duration (calendar days)
29+06 Left	Place stub pole	Job approval	0.5
29+06 Left	Place sidewalk anchor	Pole placed	0.5
29+06 Left	Place down guy	sidewalk anchor placed	0.25
29+06 Left	Place 60' 10M strand	pole placed, anchor placed	0.5
29+06 Left	Remove stub pole	all utilities shifted	0.25
29+06 Left	Remove down guy	all utilities shifted	0.25
29+06 Left	Remove anchor	all utilities shifted	0.25
29+06 Left	Remove 75' 10M strand	pole placed, anchor placed	0.25

rev. 5/20/2013		UTILITY WORK SCHEDULE	
CTDOT Project Number:	144-192	Town:	Trumbull
Project Description:	Bike Path trumbull		
CTDOT Utilities Engineer:	Xiuyun Cai		
Phone:		Email:	
Utility Company:	United Illuminating		
Prepared By:	Fred Arnold	Date Prepared:	6/6/2018
Phone:	203-499-3922	Email:	fred.arnold@uinet.com
Scope of Work			
<p>The following is a description of all utility work planned to be completed in conjunction with the CTDOT project. The narrative describes all work to be carried out by the utility or its contractor, including temporary and permanent work required by the project as well as any additional utility infrastructure work the utility intends on performing within the project limits during the construction of the project.</p> <p>UI will set an anchor to new pole 4998 and shift a single phase</p>			
Special Considerations and Constraints			
<p>The following describes the limiting factors that must be planned for in the scheduling and performance of the utility work. For example, restrictions on cut-overs, outages, limitations on customer service interruptions (e.g. nights, weekends, holidays), seasonal and environmental shutdown periods, long lead material procurements, etc..</p> <p>UI resouces are assumed to be readily available. Advance notice is required. Guying will be approved by land owner.</p>			

## UTILITY WORK SCHEDULE

CTDOT Project Number:	144-192
-----------------------	---------

Utility Company:	United Illuminating
------------------	---------------------

Prepared By:	Fred Arnold
--------------	-------------

Total Calendar Days:	0
----------------------	---

## Schedule

The following schedule identifies each major activity of utility work in sequential order to be performed by the utility or its contractor. The location of each activity of work is identified by the baseline stationing on the CTDOT plans. All activities identify the predecessor activity which must be completed before a utility work activity may progress. The duration provided is the number of calendar days required to complete the utility work activity based on historical information and production rates.

[illegible]

**NOTICE TO CONTRACTOR – GLOBAL POSITIONING SYSTEM (GPS)  
COORDINATES FOR SIGNS**

The Contractor shall obtain and provide to the Engineer sign installation data, including Global Positioning System (GPS) latitude and longitude coordinates, for all new State owned and maintained signs. The Engineer shall forward the sign data to the Division of Traffic Engineering for upload into the Highway Sign Inventory and Maintenance Management Program (SIMS). Sign data submissions or questions relating to SIMS or GPS shall be sent to DOT-SignInventory@ct.gov. Refer to the special provision for Section 12.00 General Clauses For Highway Signing.



## **NOTICE TO CONTRACTOR – SAFEGUARDING OF RESIDENCES AND PEDESTRIANS**

The Contractor shall maintain and protect traffic operations at all driveways and provide adequate sightline. The Contractor shall not restrict sightline with construction equipment when not actively working. The Contractor shall provide and maintain safe pedestrian operation on new or existing sidewalk or temporary bituminous walks (minimum 4 feet wide) on at least one side of the Street at all times during and after construction hours. The Contractor shall provide adequate protective fence between work area and pedestrian sidewalk activities as directed by the Engineer. Replacement of temporary fence due to damage by the Contractor's operation or rendered inoperative by any cause, will not be measured for payment.

The Contractor shall submit plans and procedures in accordance and conforming with typical details (attached) of the Manual on Uniform Traffic Control Devices (MUTCD) for maintaining pedestrian sidewalk access during the reconstruction of the sidewalk to the Engineer for approval. When a sidewalk or pedestrian route has to be closed, pedestrians must be detoured or temporary sidewalk must be provided. The pedestrian detour must meet ADA requirements. The appropriate signs for pedestrian detour shall be installed in accordance with MUTCD. Temporary bituminous sidewalk and ramps, if required, will be paid under Contract Item "Temporary Pavement" and all necessary pedestrian detour signage will be paid under Contract Item "Construction Signs."

Notes for Figure 6H-28 – Typical Application 28  
Sidewalk Closures and Bypass Sidewalks

Standard:

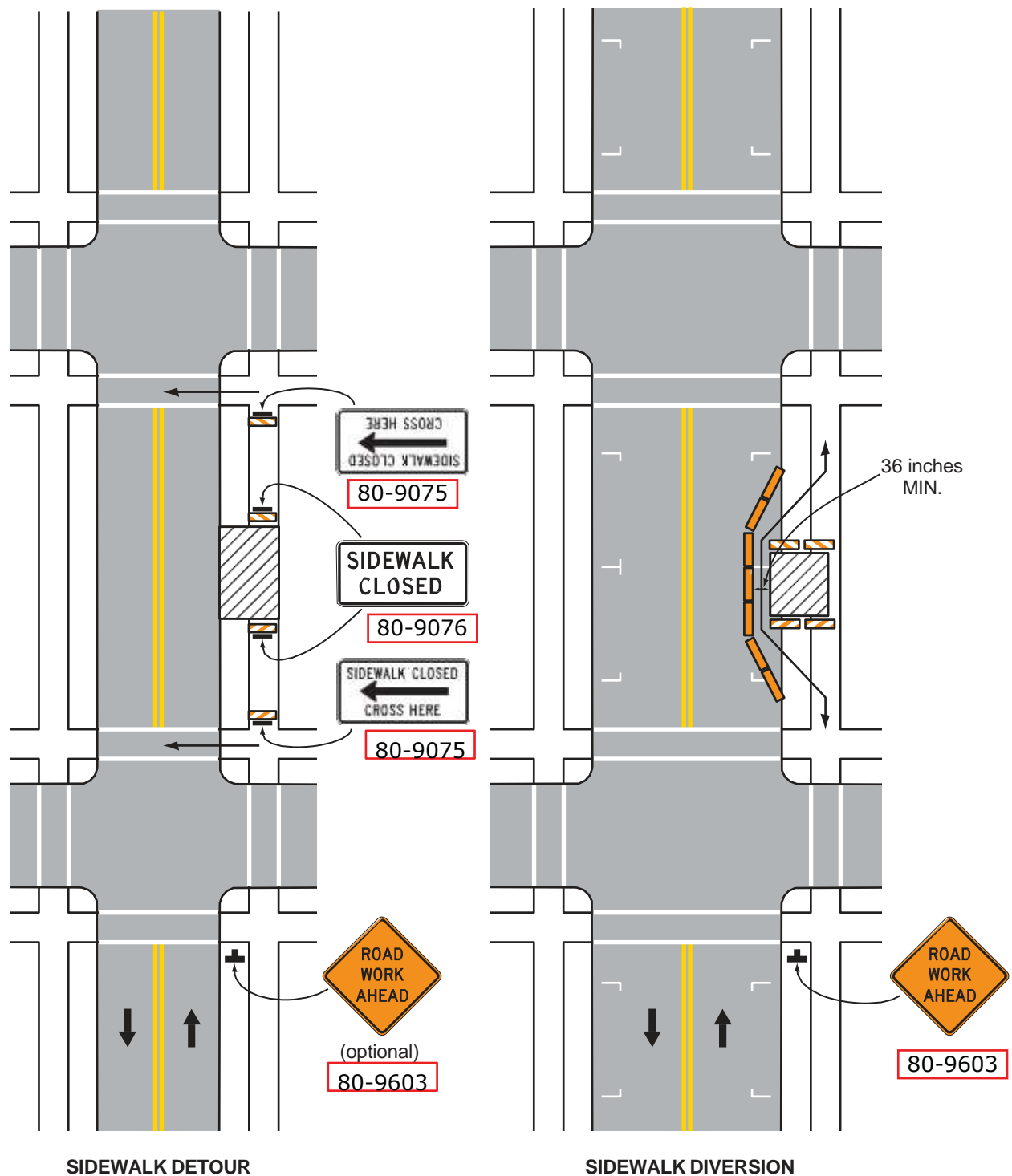
1. When crosswalks or other pedestrian facilities are closed or relocated, temporary facilities shall be detectable and shall include accessibility features consistent with the features present in the existing pedestrian facility.

Guidance:

2. Where high speeds are anticipated, a temporary traffic barrier and, if necessary, a crash cushion should be used to separate the temporary sidewalks from vehicular traffic.
3. Audible information devices should be considered where midblock crossings and changed crosswalk areas cause inadequate communication to be provided to pedestrians who have visual disabilities.

Option:

4. Street lighting may be considered.
5. Only the TTC devices related to pedestrians are shown. Other devices, such as lane closure signing or ROAD NARROWS signs, may be used to control vehicular traffic.
6. For nighttime closures, Type A Flashing warning lights may be used on barricades that support signing and closed crosswalks.
7. Type C Steady-Burn or Type D 360-Degree Steady-Burn warning lights may be used on channelizing devices separating the temporary sidewalks from vehicular traffic flow.
8. Signs, such as KEEP RIGHT (LEFT), may be placed along a temporary sidewalk to guide or direct pedestrians.

**Figure 6H-28. Sidewalk Detour or Diversion (TA-28)****Typical Application 28**

Note: See Tables 6H-2 and 6H-3 for the meaning of the symbols and/or letter codes used in this figure.

Notes for Figure 6H-29 – Typical Application 29  
Crosswalk Closures and Pedestrian Detours

Standard:

1. When crosswalks or other pedestrian facilities are closed or relocated, temporary facilities shall be detectable and shall include accessibility features consistent with the features present in the existing pedestrian facility.
2. Curb parking shall be prohibited for at least 15 m (50 ft) in advance of the midblock crosswalk.

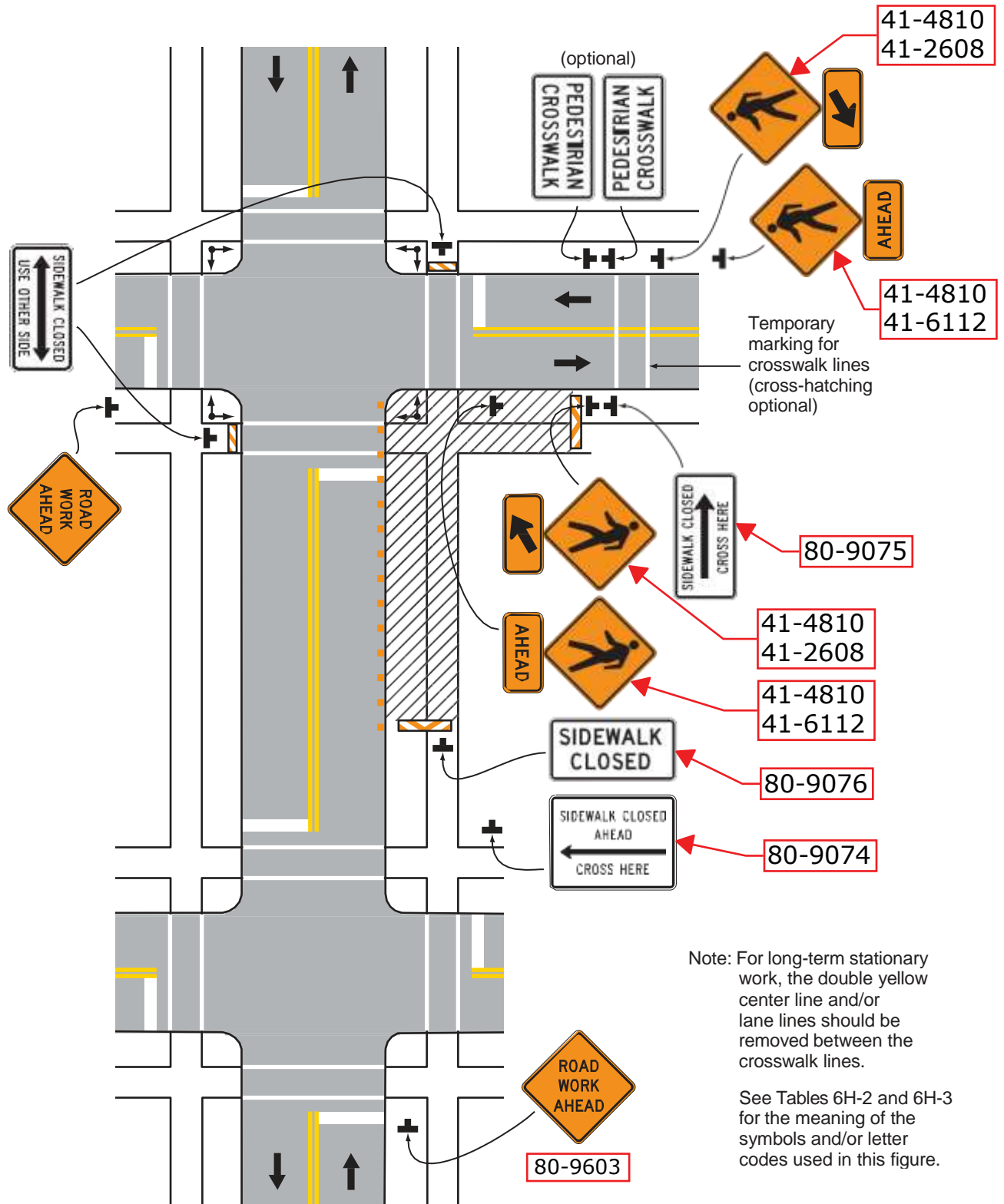
Standard:

3. Audible information devices should be considered where midblock crossings and changed crosswalk areas cause inadequate communication to be provided to pedestrians who have visual disabilities.
4. Pedestrian traffic signal displays controlling closed crosswalks should never be covered or deactivated.

Option:

5. Street lighting may be considered.
6. Only the TTC devices related to pedestrians are shown. Other devices, such as lane closure signing or ROAD NARROWS signs, may be used to control vehicular traffic.
7. For nighttime closures, Type A Flashing warning lights may be used on barricades that support signing and closed crosswalks.
8. Type C Steady-Burn or Type D 360-Degree Steady-Burn warning lights may be used on channelizing devices separating the work space from vehicular traffic.
9. In order to maintain the systematic use of the fluorescent yellow-green background for pedestrian, bicycle, and school warning signs in a jurisdiction, the fluorescent yellow-green background for pedestrian, bicycle, and school warning signs may be used in TTC zones.

80-9603

**Figure 6H-29. Crosswalk Closures and Pedestrian Detours (TA-29)****Typical Application 29**

**NOTICE TO CONTRACTOR – REQUIRED CONTRACT PROVISIONS**  
**FEDERAL-AID CONSTRUCTION CONTRACTS**

The Contractor is hereby advised that Form FHWA-1273 “Required Contract Provisions Federal-Aid Construction Contracts” (contained herein) has been deemed to be applicable to this project and is incorporated and made a part of this project. The Contractor shall insert this form in each subcontract and further require its inclusion in all lower tier subcontracts. The Contractor shall be responsible for compliance by any subcontractor, lower tier subcontractor, or service provider.

## **NOTICE TO CONTRACTOR - PROCUREMENT OF MATERIALS**

Upon award, the Contractor shall proceed with shop drawings, working drawings, procurement of materials, and all other submittals required to complete the work in accordance with the contract documents.

### **NOTICE TO CONTRACTOR – USE OF CONNECTICUT DOT FORM 817**

State of Connecticut Department of Transportation's *Standard Specifications for Roads, Bridges, Facilities and Incidental Construction*, 2016, are hereby included as the basis for specifications for this project, as supplemented by the Supplemental Specifications and Special Provisions. References to Form 817 shall mean the State of Connecticut, Department of Transportation Standard Specifications for Roads, Bridges and Incidental Construction, Form 817, 2016 or its latest edition and any supplemental specifications. In the case of conflicts between Form 817 and other specifications or requirements contained herein, the more stringent specification or requirement shall govern at the discretion of the Engineer.



## **NOTICE TO CONTRACTOR – RECENT REVISIONS**

The Contractor is hereby notified that the following Traffic Engineering Special Provisions have been revised:

### Section 10.00 – General Clauses for Highway Illumination and Traffic Signal Projects

- Updated as-built plan requirements

#### 1105xxxA – X\_Way\_X\_Section Traffic Signal:

- Changed the color of housing, brackets, and hardware
- Clarified color of housing door and visor.
- Backplates:
  - changed to louvered
  - changed retroreflective strip sheeting type
  - changed aluminum alloy to 5052-H32
  - provided range for acceptable thickness

#### 1106xxxA – X\_Way\_Pedestrian Signal:

- Changed the color of housing, brackets, and hardware
- Clarified color of housing door and visor

#### 1107007A – Pedestrian Pushbutton and Sign (Piezo)

- Changed the color of housing, brackets, and hardware

#### 1107011A – Accessible Pedestrian Signal and Detector (Type A)

- Changed the color of housing, brackets, and hardware
- Changed the sign size to 9” x **15”**
- Changed to include confirmation light

#### 1112286A – 360 Degree Camera Assembly

#### 1112288A – IP Video Detection Camera Assembly

- Added installation best practices guide

The Contractor is hereby notified that Traffic Engineering’s following Standard Sheets have been revised:

#### TR-1105\_01 – Traffic Signals and Cable Assignments

- Revised grounding note for span and other minor revisions

#### TR-1107\_01 – Pedestrian Push Buttons

- Updated pedestrian sign legends and notes.

#### TR-1114\_01 – Bonding and Utility Pole Attachment Details, Sign Hanger, “Y” Clamp Detail

- Revised wood pole grounding details, added ground rod.

## **NOTICE TO CONTRACTOR – PROTECTION OF EXISTING UTILITIES**

Existing utilities shall be maintained during construction. The Contractor shall verify the location of underground and overhead utilities. Construction work within the vicinity of utilities shall be performed in accordance with current safety regulations.

Representatives of the various utility companies shall be allowed access to the work, by the Contractor. Refer to Section 1.07 – Legal Relations and Responsibilities for contact information for each utility.

The Contractor shall be liable for all damages or claims received or sustained by any persons, corporations or property in consequence of damage to the existing utilities, their appurtenances, or other facilities caused directly or indirectly by the operations of the Contractor.

In order to notify utility companies the number 1-800-922-4455 (Call Before You Dig), in accordance with Section 16-345 of the Regulations of the Department of Utility Control, must be called at least forty-eight (48) hours prior to the start of excavation. This notification will enable the utility companies to mark out their facilities in the field.

Contractors are cautioned that it is their responsibility to verify locations, conditions, and field dimensions of all existing features, as actual conditions may differ from the information shown on the plans or contained elsewhere in the specifications.

The Contractor shall notify the Engineer prior to the start of work and shall be responsible for all coordination with the Town. The Contractor shall allow the Engineer complete access to the work.

Any damage to any existing private and public utility, as a result of the Contractors operations, shall be repaired to the utility and Engineer's satisfaction at no cost to the State, the Town or the Utilities, including all materials, labor, etc., required to complete the repairs.

During the excavation for the proposed improvements, the cover over the existing underground Utilities will be reduced. Therefore, the Contractor shall have the location of the underground Utilities marked out prior to and following the excavation. The Contractor's attention is directed to the requirements of Article 1.07.13-Contractor's Responsibility for Adjacent Property and Services.

Prior to opening an excavation, effort shall be made to determine whether underground installations, i.e., sewer, fuel, electric line, etc., will be encountered and, if so, where such underground installations are located. When the excavation approaches the estimated location of such installation, the exact location shall be determined by careful probing or hand digging, and when it is uncovered, proper supports shall be provided for the existing installation. Utility companies shall be contacted and advised of proposed work prior to the start of actual excavation.

The Contractor shall perform all work in such a manner that will protect each Utility Company's facilities from damage. This may include excavation by hand methods as well as modified compaction methods when working close to underground Utilities. The Contractor is responsible for coordinating their work with each utility sufficiently in advance of the work so that the utility can schedule their work crews.

The Contractor shall use care when excavating in the vicinity of manholes, catch basins and pipes, which are to remain to avoid damage to these structures. As a minimum the Contractor shall notify the Utilities representative a minimum of two (2) weeks prior to any scheduled excavation so as not to cause any delay to his anticipated progress.

### **NOTICE TO CONTRACTOR – WORKING AROUND 16” GAS TRANSMISSION LINE**

The contractor is hereby notified of the presence of a 16” gas transmission line and easement located around project station 17+12. The gas line in this location is owned and operated by Kinder Morgan and shall be maintained and protected during construction. Kinder Morgan representatives must be onsite for all excavation near their facilities. In addition, Kinder Morgan offers the following requirements for working around their facilities:

- Contractor will need to call 811 prior to the start of work.
- Contractor shall contact Kinder Morgan Damage Prevention Supervisor Mr. Tom Rzasa at 403-539-0444 at least 7 days prior to any work within 25 feet of the Kinder Morgan gas pipeline.
- Existing gas markers are not to be moved or damaged.
- No stockpiling of materials or equipment is allowed within the Kinder Morgan easement or directly over the pipeline.

## **NOTICE TO CONTRACTOR - ALL-INCLUSIVE DRAINAGE**

### **ADDED SECTIONS:**

#### **2.86 – DRAINAGE TRENCH EXCAVATION**

#### **ROCK IN DRAINAGE TRENCH EXCAVATION**

#### **5.86 – CATCH BASINS, MANHOLES AND DROP INLETS**

#### **6.86 – DRAINAGE PIPES**

#### **DRAINAGE PIPE ENDS**

This Contract contains the above-noted Special Provisions for all-inclusive drainage, developed to replace the following Sections in their entirety:

- Section 5.07 – *Catch Basins, Manholes and Drop Inlets*
- Section 6.51 – *Culverts*
- Section 6.52 – *Culvert Ends*

The Section 5.86 and 6.86 items include excavation and bedding material in the drainage structure, pipe and pipe end unit prices.

Section 2.05 *Trench Excavation* may be included for miscellaneous trenching, where necessary, but will not be used with all-inclusive drainage items.

Other Standard Specifications, Supplemental Specifications or Special Provisions may contain references to Articles or Subarticles from previous versions of Sections 5.07, 6.51 and 6.52 which are no longer valid.

The following Standard Specifications Sections or Supplements contain references to Articles or Subarticles from Section 2.05 which shall remain in effect:

- Section 2.06 – *Ditch Excavation*
- Section 5.06 – *Retaining Walls, Endwalls and Steps*
- Section 7.51 – *Underdrains and Outlets*
- Section 10.01 – *Trenching and Backfilling*

‘Rock in Drainage Trench Excavation’ is now defined in Section 2.86. ‘Rock in Trench Excavation’ will remain in Section 2.05 and may be used with trenching not associated with all-inclusive drainage items.

**Any references to Articles beginning with “5.07,” “6.51,” or “6.52” shall refer to the pertinent topic or materials in the new Special Provisions contained herein.**

## **NOTICE TO CONTRACTOR – DRIVEWAY WORK SCHEDULE**

The Contractor shall maintain and protect traffic operations at all driveways and provide adequate sightline. The Contractor shall provide and maintain safe and efficient vehicle operations at any existing or improved driveways. At no point shall a driveway be completely closed off to traffic unless previously agreed upon. All construction operations in and around driveways shall be signed and marked in conformance with CTDOT and Manual on Uniform Traffic Control Devices (MUTCD) standards. In addition, special conditions as listed below, are placed on the following entrances:

### **814 White Plains Road**

- Driveway work is to be completed within 1 weeks
- New curbing and 10-foot-wide trail along the property frontage is to be completed within 3 weeks
- Incidental restoration (grass, mulch, etc...) must be completed within 2 weeks

If at any point the Contractor feels they will be unable to provide the abovementioned, the engineer shall be contacted before construction within these properties begins, so that the necessary provisions can be made. The Contractor shall provide adequate protective barrier between work area and pedestrian and/or vehicle activities as directed by the Engineer or stipulated elsewhere in the contract documents. There shall be no separate or additional payment for any work outlined in this notice, all work shall be paid for within the appropriate items contained in the project.

## **NOTICE TO CONTRACTOR - TRAFFIC SIGNALS**

The Contractor is hereby notified that certain conditions pertaining to the installation of new signals and maintenance of traffic signal operations are required when relevant, as part of this contract.

### **Qualified/Unqualified Workers**

**U.S. Department of Labor**

**Occupational Safety & Health Administration (OSHA) [www.osha.gov](http://www.osha.gov)**

**Part Number 1910**

**Part Title Occupational Safety & Health Administration**

**Subpart S**

**Subpart Title Electrical**

**Standard Number 1910.333**

**Title Selection and use of work practices**

**Completion of this project will require Contractor employees to be near overhead utility lines. All workers and their activities when near utility lines shall comply with the above OSHA regulations. In general, unqualified workers are not allowed within 10 feet of overhead, energized lines. It is the contractor's responsibility to ensure that workers in this area are qualified in accordance with OSHA regulations.**

**The electric distribution company is responsible to provide and install all necessary anchors and guy strands on utility poles. It is the Contractors responsibility to coordinate with the utility company to ensure proper placement of the anchor.**

**For utility poles owned and maintained by Frontier Communications:**

**Frontier will be responsible to provide and install the pole anchor. The installation of the guy wire will be the responsibility of the Contractor and should follow Frontier specifications.**

The Controller Unit (CU) shall conform to the current edition of the Functional Specifications for Traffic Control Equipment. The Functional Specifications require the CU meet NEMA Standard Publication No. TS2-1992 Type 2. The Functional Specifications are available on the Departments' web site <http://www.ct.gov/dot/site/default.asp>, click on "Doing Business with CONNDOT", under Engineering Resources click on "Traffic Engineering", Scroll down to Traffic Documents click on "Functional\_Specifications\_for\_Traffic\_Control\_Equip.pdf".

Utility poles cannot be double loaded without proper guying.

The contractor will be held liable for all damage to existing equipment resulting from his or his subcontractor's actions. A credit will be deducted from monies due the Contractor for all maintenance calls responded to by Department of Transportation personnel.



The Contractor must install permanent or temporary spans in conjunction with utility company relocations. He then must either install the new signal equipment and controller or relocate the existing equipment.

The 30 Day Test on traffic control equipment, as specified in Section 10.00, Article 10.00.10 - TESTS, will not begin until the items listed below are delivered to the Department of Transportation, Traffic Signal Lab in Rocky Hill.

Five (5) sets of cabinet wiring diagrams. Leave one set in the controller cabinet.  
All spare load switches and flash relays.

## **SECTION 1.05 - CONTROL OF THE WORK**

*Replace Article 1.05.02 with the following:*

### **1.05.02—Contractor Submittals, Working Drawings, Shop Drawings, Product Data, Submittal Preparation and Processing - Review Timeframes, Town's Action:**

**1. Contractor Submittals:** The plans provided by the Town show the details necessary to give a comprehensive idea of the construction contemplated under the Contract. The plans will generally show the location, character, dimensions, and details necessary to complete the Project. If the plans do not show complete details, they will show the necessary dimensions and details, which when used along with the other Contract documents, will enable the Contractor to prepare working drawings, shop drawings or product data necessary to complete the Project.

The Contractor shall prepare submittals as Portable Document Format (PDF) files. The submittals shall be submitted to:

Mr. William Maurer, P.E., Trumbull Town Engineer [wmaurer@trumbull-ct.gov](mailto:wmaurer@trumbull-ct.gov)  
Mr. Kent Gannon, P.E., Stantec [kent.gannon@stantec.com](mailto:kent.gannon@stantec.com)

The submittals shall be sent to the Town's reviewer(s), sufficiently in advance of the work detailed, to allow for their review in accordance with the review periods as specified herein (including any necessary revisions, resubmittal, and final review), and acquisition of materials, without causing a delay of the Project.

**2. Working Drawings:** When required by the Contract or when ordered to do so by the Engineer, the Contractor shall prepare and submit the working drawings, signed, sealed and dated by a qualified Professional Engineer licensed to practice in the State of Connecticut, for review. The drawings shall be delivered sufficiently in advance of the work detailed, to allow for their review in accordance with the review periods specified herein (including any necessary revisions, resubmittal, and final review).

There will be no direct payment for furnishing any working drawings, procedures or supporting calculations, but the cost thereof shall be considered as included in the general cost of the work.

a. Working Drawings for Permanent Construction: The Contractor shall supply to the Town Engineer a certificate of insurance in accordance with 1.03.07 at the time that the working drawings for the Project are submitted.

The Contractor's designer, who prepares the working drawings, shall secure and maintain at no direct cost to the Town a Professional Liability Insurance Policy for errors and omissions in the minimum amount of \$2,000,000 per error or omission. The Contractor's designer may elect to obtain a policy containing a maximum \$250,000 deductible clause, but if the Contractor's designer should obtain a policy containing such a clause, they shall be liable to the extent of at

least the deductible amount. The Contractor's designer shall obtain the appropriate and proper endorsement of its Professional Liability Policy to cover the indemnification clause in this Contract, as the same relates to negligent acts, errors or omissions in the Project work performed by them. The Contractor's designer shall continue this liability insurance coverage for a period of

- (i) 3 years from the date of acceptance of the work by the Engineer and Town, as evidenced in writing and issued to the Contractor; or
- (ii) 3 years after the termination of the Contract, whichever is earlier, subject to the continued commercial availability of such insurance.

b. Working Drawings for Temporary Construction: The Contractor shall submit drawings, calculations, procedures and other supporting data to the Town Engineer.

**3. Shop Drawings:** When required by the Contract, or when ordered to do so by the Engineer, the Contractor shall prepare and deliver shop drawings to the Designer for review. Review timeframes and submission locations are as specified herein.

There will be no direct payment for furnishing any shop drawings, but the cost thereof shall be considered as included in the general cost of the work.

**4. Product Data:** When required by the Contract, or when ordered to do so by the Engineer, the Contractor shall prepare and deliver product data.

The Contractor shall submit the product data in a single submittal for each element or group of elements of construction.

The Contractor shall mark each copy of the product data submittal to show applicable choices and options. Where product data includes information on several products that are not required, copies shall be marked to indicate the applicable information. Product data shall include the following information and confirmation of conformance with the Contract to the extent applicable: manufacturer's printed recommendations, compliance with recognized trade association standards, compliance with recognized testing agency standards, application of testing agency labels and seals, notation of coordination requirements, Contract item number, and any other information required by the individual Contract provisions.

There will be no direct payment for furnishing any product data, but the cost thereof shall be considered as included in the general cost of the work.

**5. Submittal Preparation and Processing – Review Timeframes:** The Contractor shall allow 30 calendar days for submittal review by the Town, from the date receipt is acknowledged by the Town's reviewer. For any submittals marked with "Revise and Resubmit" or "Rejected," the Town is allowed an additional 20 calendar days for review of any resubmissions.

An extension of Contract time will not be authorized due to the Contractor's failure to transmit submittals sufficiently in advance of the work to permit processing.

The furnishing of shop drawings, working drawings or product data, or any comments or suggestions by the Designer or Engineer concerning shop drawings, working drawings or product data, shall not relieve the Contractor of any of its responsibility for claims by the Town or by third parties, as per 1.07.10.

The furnishing of the shop drawings, working drawings and product data shall not serve to relieve the Contractor of any part of its responsibility for the safety or the successful completion of the Project construction.

**6. Town's Action:** The Designer or Engineer will review each submittal, mark each with a self-explanatory action stamp, and return the stamped submittal promptly to the Contractor. The Contractor shall not proceed with the part of the Project covered by the submittal until the submittal is marked "No Exceptions Noted" or "Exceptions as Noted" by the Designer or Engineer. The Contractor shall retain sole responsibility for compliance with all Contract requirements. The stamp will be marked as follows to indicate the action taken:

- a. If submittals are marked "No Exceptions Noted," the Designer or Engineer has not observed any statement or feature that appears to deviate from the Contract requirements. This disposition is contingent on being able to execute any manufacturer's written warranty in compliance with the Contract provisions.
- b. If submittals are marked "Exceptions as Noted" the considerations or changes noted by the Town's Action are necessary for the submittal to comply with Contract requirements. The Contractor shall review the required changes and inform the Designer or Engineer if they feel the changes violate a provision of the Contract or would lessen the warranty coverage.
- c. If submittals are marked "Revise and Resubmit," the Contractor shall revise the submittals to address the deficiencies or provide additional information as noted by the Designer or Engineer. The Contractor shall allow an additional review period as specified in 1.05.02-5.
- d. If submittals are marked "Rejected," the Contractor shall prepare and submit a new submittal in accordance with the Designer's or Engineer's notations. The resubmissions require an additional review and determination by the Designer or Engineer. The Contractor shall allow an additional review period as specified in 1.05.02-5.

## **SECTION 1.06 CONTROL OF MATERIALS**

### **Article 1.06.01 - Source of Supply and Quality:**

Add the following:

#### **Traffic Signal Items:**

For the following traffic signal items the contractor shall submit a complete description of the item, shop drawings, product data sheets and other descriptive literature which completely illustrates such items presented for formal review. Such review shall not change the requirements for a certified test report and materials certificate as may be called for. All documents shall be grouped into one separate file for each group of items as indicated by the Roman numerals below (for example, one pdf file for all of the pedestal items). The documents for all of the traffic signal items shall be submitted at one time, unless otherwise allowed by the engineer.

- I. 1008X15 – 2” Rigid Metal Conduit
- II. 1102002 – Aluminum Pedestals
- III. 11060XXA – Pedestrian Signals - LEDs, Housings, and Hardware  
1107011A – Accessible Pedestrian Signal & Detector - Button, Housings & Sign (Type A)
- IV. 1116100A – Internally Illuminated Sign (LED)
- V. 1113XXXA - Cable

## **SECTION 1.07 - LEGAL RELATIONS AND RESPONSIBILITIES**

**Article 1.07.13** - Contractor's Responsibility for Adjacent Property, Facilities and Services is supplemented as follows:

The following company and representative shall be contacted by the Contractor to coordinate the protection of their utilities on this project 30 days prior to the start of any work on this project involving their utilities:

Mr. Keith Courneyor  
Charter Communications  
Construction Supervisor  
207 Tuckie Road  
North Windham, CT 06256  
(860) 456-8346

David Wood  
Tennessee Gas Pipeline Company, LLC  
(Kinder Morgan)  
Project Manager – Ops  
8 Anngina Drive  
Enfield, CT 06082  
(860) 763-6005

Mr. Gerard McDonald  
District 3 Electrical Supervisor  
Department of Transportation  
Milford, Connecticut  
(203) 882-2033

Mr. Eric Clark  
Manager Fiber Construction  
Lighttower Fiber Networks, LLC  
1781 Highland Avenue, Suite 102  
Cheshire, CT 06410  
(203) 649-3904

Mr. Fred Arnold  
The United Illuminating Company  
Project Management Engineer  
180 Marsh Hill Road  
Orange, CT 06477  
(203) 499-3922

Mr. Kevin Gerety, P.E.  
The Southern Connecticut Gas Company  
Engineering Manager  
60 Marsh Hill Road  
Orange, CT 06477  
(203) 795-7767

Mr. Carlos Vizcarrondo  
Aquarion Water Company of Connecticut  
Relocations Coordinator  
600 Lindley Street  
Bridgeport, CT 06606  
(203) 337-5950

Ms. Lynne DeLucia  
Frontier Communications of Connecticut  
Manager – Engineering & Construction  
1441 North Colony Road  
Meriden, CT 06450  
(203) 238-5000

The following Department representative shall be contacted by the Contractor to coordinate an inspection of the service entrance into the controller/flasher cabinet for controllers within the State right-of-way, when ready for inspection, release, and connection of electrical service. The local Building Department shall be contacted for electrical service inspections for controllers located on Town roads located within the respective municipality.

Mr. Michael LeBlanc  
Property & Facilities  
Department of Transportation  
Newington, CT 06111

860-594-2238, Cell 860-983-5114

Please provide the electrical service request number provided by the power company. This is a Work Request (WR) Number provided by Eversource (formerly Northeast Utilities [CL&P]) or a Work Order Number provided by United Illuminating (UI). For State-owned traffic signals in CL&P territory, contact the Department's Traffic Electrical Unit to obtain the WR Number. For State-owned traffic signals in UI territory, contact the Department's Traffic Electrical Unit to obtain a Request for Metered Service to provide to UI to obtain the Work Order Number. The street address is required for release to local power companies (Groton Utilities or Wallingford Electric).

The following Town representative shall be contacted by the Contractor to coordinate installation and inspection of the Internally Illuminated Sign (LED) located along Tait Road, and any town owned utilities within the Town right-of-way.

Mr. William Maurer, P.E.  
Town of Trumbull, Town Engineer  
5866 Main Street  
Trumbull, CT 06611  
(203) 452-5050



## **SECTION 1.08 - PROSECUTION AND PROGRESS**

### **Article 1.08.03 - Prosecution of Work:**

Add the following:

The Contractor will not be allowed to install the Internally Illuminated Sign (LED) until the complete equipment is on hand and ready for installation. Once installation of this equipment commences, the Contractor shall complete this work in a most expeditious manner.

The Contractor shall notify the project engineer on construction projects, or the district permit agent on permit jobs, when all traffic signal work is completed. This will include all work at signalized intersections including loop replacements, adjusting existing traffic signals or any relocation work including handholes. The project engineer or district permit agent will notify the Division of Traffic Engineering to coordinate a field inspection of all work. Refer to Section 10.00 – General Clauses For Highway Illumination And Traffic Signal Projects, Article 10.00.10 and corresponding special provision.

The Contractor shall stake the limits of the concrete sidewalks and ramps in conjunction with staking the locations of foundations to ensure that pedestrian push buttons will be located appropriately and will be accessible from a landing area.

### **New Work**

Additional work, including work at a separate location, may be added to the contract in accordance with Article 1.04.05 of the Standard Specifications. This work may result in a contract extension, which would require an organization phase and a construction phase for the new location. If a contract extension is granted for the additional work, liquidated damages for this portion of the work will be negotiated with the Contractor. Such an extension of time would not affect the time allowed for the original work in the contract. Original work, once started must be completed within the original construction phase, and liquidated damages will be assessed for any days beyond that phase which the Contractor takes to complete the original work.

### **Article 1.08.04 - Limitation of Operations - Add the following:**

In order to provide for traffic operations as outlined in the Special Provision "Maintenance and Protection of Traffic," the Contractor will not be permitted to perform any work which will interfere with the described traffic operations on all project roadways as follows:

Route 127 (White Plains Road), SR 734 (Daniels Farm Road)

Monday through Friday between 6:00 a.m. and 9:00 a.m. & between 3:00 p.m. and 6:00 p.m.

Saturday and Sunday between 10:00 a.m. and 8:00 p.m.

All Other Roadways

Monday through Friday between 6:00 a.m. and 9:00 a.m. & between 3:00 p.m. and 6:00 p.m.

Saturday and Sunday between 10:00 a.m. and 8:00 p.m.

**Additional Lane Closure Restrictions**

It is anticipated that work on adjacent projects will be ongoing simultaneously with this project. The Contractor shall be aware of those projects and anticipate that coordination will be required to maintain proper traffic flow at all times on all project roadways, in a manner consistent with these specifications and acceptable to the Engineer.

The Contractor will not be allowed to perform any work that will interfere with traffic operations on a roadway when traffic operations are being restricted on that same roadway, unless there is at least a one mile clear area length where the entire roadway is open to traffic or the closures have been coordinated and are acceptable to the Engineer. The one mile clear area length shall be measured from the end of the first work area to the beginning of the signing pattern for the next work area.

**Article 1.08.07 - Determination of Contract Time:**

*Delete the second, third and fourth paragraphs and replace them with the following:*

When the contract time is on a calendar day basis, it shall be the number of consecutive calendar days stated in the contract, EXCLUDING the time period from December 1 through March 31 of each year. The contract time will begin on the effective date of the Engineer's order to commence work, and it will be computed on a consecutive day basis, including all Saturdays, Sundays, Holidays, and non-work days.

**1.08.08 - Extension of Time:**

*Delete the last paragraph, "If an approved extension of time.... the following April 1".*

**Article 1.08.09 - Failure to Complete Work on Time:**

*Delete the second paragraph, "If the last day...the project is substantially completed" and replace it with "Liquidated damages as specified in the Contract shall be assessed against the Contractor per calendar day from that day until the date on which the project is substantially completed.".*

## **SECTION 2.86 - DRAINAGE TRENCH EXCAVATION, ROCK IN DRAINAGE TRENCH EXCAVATION**

**2.86.01—Description 2.86.03—  
Construction Methods 2.86.04—  
Method of Measurement 2.86.05—  
Basis of Payment**

**2.86.01—Description:** Drainage trench excavation consists of the excavation necessary for the proper installation of drainage structures, pipes, pipe ends and any other incidental drainage items.

It shall include earth and rock excavation, removal of existing pipes, dewatering, backfill, and disposal of materials; to the trench limits described herein, to the dimensions shown on the plans, or as directed by the Engineer.

### **Classifications:**

- (1) **Drainage Trench Excavation** will include only the excavation necessary for the construction of the drainage items and the removals specified above.
- (2) **Rock in Drainage Trench Excavation**, insofar as it applies to drainage trench excavation, shall be defined as 1/2 cubic yard or more in volume of the following obstructions removed from the limits of the drainage trench:
  - (a) rock in definite ledge formation
  - (b) boulders, or portions of boulders
  - (c) cement masonry structures
  - (d) concrete or reinforced concrete structures
  - (e) reinforced concrete pipe
  - (f) subsurface concrete pavement or concrete base

The removal shall be as indicated or directed from within the limits defined in 2.86.03 for drainage trench excavation.

### **2.86.3 —Construction Methods:**

#### **(1) Drainage Trench Excavation Limits:**

*Horizontal Limits:* Trench widths for pipes, pipe ends, pipe-arches, and drainage structures shall be as follows:

- (a) 2 feet greater than the nominal inside diameter of circular pipe or nominal inside span of elliptical pipe or pipe-arch for such diameters or spans of less than 30 inches
- (b) 3 feet greater than the nominal inside diameter of circular pipe or the nominal inside span of elliptical pipe or pipe-arch for such diameters or spans that are 30 inches or greater
- (c) 4 feet greater than the nominal inside diameter or nominal horizontal inside span for pipe-arches fabricated from structural plates
- (d) 2 feet beyond the neat lines of all exterior or foundation walls of drainage structures

*Vertical Limits:* Trench depths shall extend vertically as follows:

- (a) From the bottom of the trench to the bottom of the roadway excavation, or in areas away from roadway excavation, to the top of existing ground surface.

- (b) Where drainage pipe is to be laid in a fill area, the embankment shall be placed and compacted to a minimum elevation 12 inches above the top of the proposed pipe, whereupon the drainage trench excavation shall be performed and the pipe installed.

- (2) **Drainage Trench Excavation:** Drainage trench excavation shall be made in conformity with the requirements of the plans, or as directed by the Engineer. The Contractor shall furnish and employ such shores, braces, pumps, or ancillary equipment as needed for the proper protection of property, proper completion of the work, as well as safety of the public and employees of both the Contractor and the Department. All bracing and shoring shall be removed when no longer required for the construction or safety of the work. When required, the Contractor shall provide or have on the Site at all times any OSHA certification for equipment to be used, per 1.07.07. For support of trenches greater than 10 feet in depth, working drawings shall be submitted, in accordance with 1.05.02. The Contractor shall control erosion and sedimentation at trench locations and ensure that pumped water from the drainage excavation is discharged in accordance with the requirements of 1.10.

Where a firm foundation is not encountered at the grades established due to unsuitable material, such as soft, spongy, or unstable soil, the unsuitable material shall be removed and replaced with approved backfill, thoroughly compacted in lifts not to exceed 6 inches, for the full trench width. The Engineer shall be notified prior to removal of the unsuitable material in order to determine the depth of removal necessary.

After the excavation is complete, the Contractor shall notify the Engineer and no drainage structure or material shall be placed in the excavated area until the Engineer has approved the depth of excavation and the character of the foundation material.

- (3) **Rock in Drainage Trench Excavation:**

- (a) Rock in Drainage Trench Excavation - Ledge: When rock in definite ledge form is encountered, the Contractor shall excavate a minimum of 12 inches below the bottom of the proposed pipe or drainage structure; and this depth shall be filled with bedding material (as specified in M.08.03-1) below the proposed pipe; or granular fill (as specified in M.02.01) below the proposed drainage structure, which shall be thoroughly compacted in lifts not to exceed 6 inches.
- (b) Rock in Drainage Trench Excavation - Boulders: When boulders are encountered, the Contractor shall remove them from the trench and if backfill is required, the void shall be filled with bedding material, surplus excavated material (as specified in 2.02.03-8) or granular fill which shall be thoroughly compacted in lifts not to exceed 6 inches.
- (c) Rock in Drainage Trench Excavation –Structures: When cement masonry, concrete or reinforced concrete structures are encountered within the drainage trench limits, the Contractor shall remove the structure in its entirety or as directed by the Engineer, and if backfill is required, the void shall be filled with bedding material, surplus excavated material or granular fill which shall be thoroughly compacted in lifts not to exceed 6 inches.

- (4) **Backfill:** Suitable material excavated from the drainage trench shall be used as backfill material prior to consideration of using any other source of backfill. Backfill material used shall be of a quality satisfactory to the Engineer and shall be free from large or frozen lumps, wood and other extraneous material. Rock fill or stones larger than 5 inches shall not be placed within 1 foot of the drainage structure or pipe. The grading shall be

completed to the lines shown on the plans, or as ordered, by refilling to the required elevation with approved material, placed in layers not to exceed 6 inches in depth after compaction, which shall be thoroughly compacted with equipment approved by the Engineer.

All surplus or unsuitable material shall be removed and disposed of as directed. Should additional material be required for backfilling, it may be obtained from the Project surplus excavation in accordance with 2.02.03-8 or from borrow pits, gravel pits, or elsewhere as directed by the Engineer.

#### **2.86.4 —Method of Measurement:**

**Drainage Trench Excavation:** Drainage trench excavation will not be measured for payment. If granular fill or borrow is required to replace unsuitable material it will be measured for payment as directed by the Engineer.

**Rock in Drainage Trench Excavation:** If any material meeting the definition of Rock in Drainage Trench Excavation is encountered, the Contractor shall strip it of sufficient overlying material to allow for proper measurement and shall then notify the Engineer that the rock surface is ready for measurement. If the Contractor fails to give such notice, the Engineer will presume that the measurements taken at the time the Engineer first saw the material in question will give the true quantity of excavation.

Rock in Drainage Trench Excavation will be measured according to the classification provided in 2.86.01 and within the drainage trench excavation limits provided in 2.86.03.

For the removal of underground obstructions, as classified in 2.86.01-2, the measurement shall be the actual volume of rock removed (1/2 cubic yard or more) as approved by the Engineer.

Rock in Drainage Trench Excavation will not be measured for payment in fills.

Bedding Material or other suitable fill, as specified in 2.86.03(3), used to fill voids after rock is excavated will not be measured for payment.

#### **2.86.5 —Basis of Payment:**

**Drainage Trench Excavation:** There will be no direct payment for drainage trench excavation required for the installation of drainage pipes, pipe ends, catch basins, drop inlets, manholes, and other drainage structures, or any other incidental drainage work including materials, tools, equipment and labor necessary to complete the drainage trench excavation in conformity with the plans or as directed by the Engineer.

There will be no direct payment for backfill or disposal of surplus material necessary for the satisfactory completion of this work.

There will be no direct payment made for shoring, bracing, dewatering, or for material or equipment necessary for the satisfactory completion of the work.

Where called for on the plans to install temporary earth retaining systems for the support of existing facilities, pavement, utilities, or for other constraints, payment will be made in accordance with such items in the Contract.

If granular fill or borrow is used to replace unsuitable material, payment will be made at the respective Contract unit prices, or in the absence of such items in the Contract, as Extra Work in accordance with 1.04.05.

**Rock in Drainage Trench Excavation:** When rock, conforming to the description in 2.86.01 is encountered within the limits of drainage trench excavation, its removal will be classified and

paid for at the Contract unit price per cubic yard for "Rock in Drainage Trench Excavation 0' – 10' Deep," or "Rock in Drainage Trench Excavation 0' – 20' Deep," as the case may be.

Those portions of drainage trench excavation classified and paid for as "Rock in Drainage Trench Excavation" of the various depths will be the actual volumes of rock excavated within the limits for drainage trench excavation, at the applicable bottom depth price.

Where no item or items for "Rock in Drainage Trench Excavation" at the applicable depth appear in the proposal and rock is encountered in drainage trench excavation, its removal will be paid for as Extra Work in accordance with 1.04.05.

When excavation is necessary in fill, no such excavation will be paid for as "Rock in Drainage Trench Excavation."

**When excavation is necessary for any purpose other than drainage-related items, no such excavation will be paid under this item.**

Bedding material or any other suitable material used to fill voids vacated by excavated rock will not be paid for but shall be included in the unit price per cubic yard for "Rock in Drainage Trench Excavation."

Pay Item	Pay Unit
Rock in Drainage Trench Excavation 0' - 10' Deep	c.y.
Rock in Drainage Trench Excavation 0' - 20' Deep	c.y.

## **SECTION 4.06 - BITUMINOUS CONCRETE**

Section 4.06 is being deleted in its entirety and replaced with the following:

**4.06.01—Description 4.06.02—**

**Materials 4.06.03—Construction**

**Methods**

- 1. Material Documentation**
- 2. Transportation of Mixture**
- 3. Paving Equipment**
- 4. Test Section**
- 5. Transitions for Roadway Surface**
- 6. Spreading and Finishing of Mixture**
- 7. Longitudinal Joint Construction Methods**
- 8. Contractor Quality Control (QC) Requirements**
- 9. Temperature and Seasonal Requirements**
- 10. Field Density**
- 11. Acceptance Sampling and Testing**
- 12. Density Dispute Resolution Process**
- 13. Corrective Work Procedure**
- 14. Protection of the Work**
- 15. Cut Bituminous Concrete Pavement**

**4.06.04—Method of Measurement 4.06.05—**

**Basis of Payment**

**4.6.1 —Description:** Work under this Section shall include the production, delivery, placement and compaction of a uniform textured, non-segregated, smooth bituminous concrete pavement to the grade and cross section shown on the plans.

The following terms as used in this specification are defined as:

Bituminous Concrete: A composite material consisting of prescribed amounts of asphalt binder and aggregates. Asphalt binder may also contain additives engineered to modify specific properties and/or behavior of the composite material. References to bituminous concrete apply to all of its forms, such as those identified as hot-mix asphalt (HMA) or polymer-modified asphalt (PMA).

Bituminous Concrete Plant (Plant): A structure where aggregates and asphalt binder are combined in a controlled fashion into a bituminous concrete mixture suitable for forming pavements and other paved surfaces.

Course: A continuous layer (a lift or multiple lifts) of the same bituminous concrete mixture placed as part of the pavement structure.

Density Lot: The total tonnage of all bituminous concrete placed in a single lift which are:

PWL density lots = When the project total estimated quantity per mixture is larger than 3,500 tons

Simple Average density lots = When the project total estimated quantity per mixture is 3,500 tons or less

Disintegration: Erosion or fragmentation of the pavement surface which can be described as

polishing, weathering-oxidizing, scaling, spalling, raveling, or formation of potholes.

Dispute Resolution: A procedure used to resolve conflicts between the Engineer and the Contractor's results that may affect payment.

Hot Mix Asphalt (HMA): A bituminous concrete mixture typically produced at 325°F.

Job Mix Formula (JMF): A recommended aggregate gradation and asphalt binder content to achieve the required mixture properties.

Lift: An application of a bituminous concrete mixture placed and compacted to a specified thickness in a single paver pass.

Percent Within Limits (PWL): The percentage of the lot falling between the Upper Specification Limit (USL) and the Lower Specification Limit (LSL).

Polymer Modified Asphalt (PMA): A bituminous concrete mixture containing a polymer-modified asphalt binder and using a qualified warm mix technology.

Production Lot: The total tonnage of a bituminous concrete mixture from a single source that may receive an adjustment.

Production Sub Lot: Portion of the production lot typically represented by a single sample.

Quality Assurance (QA): All those planned and systematic actions necessary to provide CTDOT the confidence that a Contractor will perform the work as specified in the Contract.

Quality Control (QC): The sum total of activities performed by the vendor (Producer, Manufacturer, and Contractor) to ensure that a product meets contract specification requirements.

Superpave: A bituminous concrete mix design used in mixtures designated as "S\*" Where "S" indicates Superpave and \* indicates the sieve related to the nominal maximum aggregate size of the mix.

Segregation: A non-uniform distribution of a bituminous concrete mixture in terms of gradation, temperature, or volumetric properties.

Warm Mix Asphalt (WMA) Technology: A qualified additive or technology that may be used to produce a bituminous concrete at reduced temperatures and/or increase workability of the mixture.

#### **4.6.2 —Materials:** All materials shall meet the requirements of Section M.04.

**1. Materials Supply:** The bituminous concrete mixture must be from one source of supply and originate from one Plant unless authorized by the Engineer.

**2. Recycled Materials:** Reclaimed Asphalt Pavement (RAP), Crushed Recycled Container Glass (CRCG), Recycled Asphalt Shingles (RAS), or crumb rubber (CR) from recycled tires may be incorporated in bituminous concrete mixtures in accordance with Project Specifications.

#### **4.6.3 —Construction Methods**

**1. Material Documentation:** All vendors producing bituminous concrete must have Plants with automated vehicle-weighing scales, storage scales, and material feeds capable of producing a delivery ticket containing the information below.

- a. State of Connecticut printed on ticket.
- b. Name of Producer, identification of Plant, and specific storage silo if used.
- c. Date and time.
- d. Mixture Designation, mix type and level. Curb mixtures for machine-placed curbing must state "curb mix only."



- e. If WMA Technology is used, “-W” must be listed following the mixture designation.
- f. Net weight of mixture loaded into the vehicle. (When RAP and/or RAS is used, the moisture content shall be excluded from mixture net weight.)
- g. Gross weight (equal to the net weight plus the tare weight or the loaded scale weight).
- h. Tare weight of vehicle (daily scale weight of the empty vehicle).
- i. Project number, purchase order number, name of Contractor (if Contractor other than Producer).
- j. Vehicle number - unique means of identification of vehicle.
- k. For Batch Plants: individual aggregate, recycled materials, and virgin asphalt max/target/min weights when silos are not used.
- l. For every mixture designation: the running daily and project total delivered and sequential load number.

The net weight of mixture loaded into the vehicle must be equal to the cumulative measured weights of its components.

The Contractor must notify the Engineer immediately if, during production, there is a malfunction of the weight recording system in the automated Plant. Manually written tickets containing all required information will be allowed for no more than 1 hour.

The State reserves the right to have an Inspector present to monitor batching and/or weighing operations.

**2. Transportation of Mixture:** The mixture shall be transported in vehicles that are clean of all foreign material, excessive coating or cleaning agents, and that have no gaps through which material might spill. Any material spilled during the loading or transportation process shall be quantified by re-weighing the vehicle. The Contractor shall load vehicles uniformly so that segregation is minimized. Loaded vehicles shall be tightly covered with waterproof covers acceptable to the Engineer. Mesh covers are prohibited. The cover must minimize air infiltration. Vehicles found not to be in conformance shall not be loaded

Vehicles with loads of bituminous concrete being delivered to State projects must not exceed the statutory or permitted load limits referred to as gross vehicle weight (GVW). The Contractor shall furnish a list and allowable weights of all vehicles transporting mixture. The State reserves the right to check the gross and tare weight of any vehicle. If the gross or tare weight varies from that shown on the delivery ticket by more than 0.4%, the Engineer will recalculate the net weight. The Contractor shall correct the discrepancy to the satisfaction of the Engineer.

If a vehicle delivers mixture to the Project and the delivery ticket indicates that the vehicle is overweight, the load may not be rejected but a “Measured Weight Adjustment” will be taken in accordance with Article 4.06.04.

Vehicle body coating and cleaning agents must not have a deleterious effect on the mixture. The use of solvents or fuel oil, in any concentration, is prohibited for the coating of vehicle bodies.

For each delivery, the Engineer shall be provided a clear, legible copy of the delivery ticket.

**3. Paving Equipment:** The Contractor shall have the necessary paving and compaction equipment at the Project Site to perform the work. All equipment shall be in good working order and any equipment that is worn, defective, or inadequate for performance of the work shall be repaired or replaced by the Contractor to the satisfaction of the Engineer. During the paving operation, the use of solvents or fuel oil, in any concentration, is strictly prohibited as a release agent or cleaner on any paving equipment (i.e., rollers, pavers, transfer devices, etc.).

Refueling or cleaning of equipment is prohibited in any location on the Project where fuel or solvents might come in contact with paved areas or areas to be paved. Solvents used in cleaning mechanical equipment or hand tools shall be stored clear of areas paved or to be paved. Before any such equipment and tools are cleaned, they shall be moved off of areas paved or to be paved.

Pavers: Each paver shall have a receiving hopper with sufficient capacity to provide for a uniform spreading operation and a distribution system that places the mix uniformly, without segregation. The paver shall be equipped with and use a vibratory screed system with heaters or burners. The screed system shall be capable of producing a finished surface of the required evenness and texture without tearing, shoving, or gouging the mixture. Pavers with extendible screed units as part of the system shall have auger extensions and tunnel extenders as necessary. Automatic screed controls for grade and slope shall be used at all times unless otherwise authorized by the Engineer. The controls shall automatically adjust the screed to compensate for irregularities in the preceding course or existing base. The controls shall maintain the proper transverse slope and be readily adjustable, and shall operate from a fixed or moving reference such as a grade wire or floating beam (minimum length 20 feet).

Rollers: All rollers shall be self-propelled and designed for compaction of bituminous concrete. Roller types shall include steel wheeled, pneumatic, or a combination thereof. Rollers that operate in a dynamic mode shall have drums that use a vibratory or oscillatory system or combination. Vibratory rollers shall be equipped with indicators for amplitude, frequency, and speed settings/readouts to measure the impacts per foot during the compaction process. Oscillatory rollers shall be equipped with frequency indicators. Rollers can operate in the dynamic mode using the oscillatory system on concrete structures such as bridges and catch basins if at the lowest frequency setting.

Pneumatic tire rollers shall be equipped with wide-tread compaction tires capable of exerting an average contact pressure from 60 to 90 psi uniformly over the surface. The Contractor shall furnish documentation to the Engineer regarding tire size, pressure and loading to confirm that the proper contact pressure is being developed and that the loading and contact pressure are uniform for all wheels.

Lighting: For paving operations which will be performed during hours of darkness the paving equipment shall be equipped with lighting fixtures as described below or with an approved equal. Lighting shall minimize glare to passing traffic. The lighting options and minimum number of fixtures are listed in Tables 4.06-1 and 4.06-2.

**TABLE 4.06-1: Minimum Paver lighting**

Option	Fixture Configuration	Fixture Quantity	Requirement
1	Type A	3	Mount over screed area
	Type B (narrow) or Type C (spot)	2	Aim to auger and guideline
	Type B (wide) or Type C (flood)	2	Aim 25feet behind paving machine
2	Type D Balloon	2	Mount over screed area

**TABLE 4.06-2: Minimum Roller Lighting**

Option	Fixture Configuration	Fixture Quantity	Requirement
1	Type B (wide)	2	Aim 50 feet in front of and behind roller
	Type B (narrow)	2	Aim 100 feet in front of and behind roller
2	Type C (flood)	2	Aim 50 feet in front of and behind roller
	Type C (spot)	2	Aim 100 feet in front of and behind roller
3	Type D Balloon	1	Mount above the roller

\*All fixtures shall be mounted above the roller.

Type A: Fluorescent fixture shall be heavy duty industrial type. Each fixture shall have a minimum output of 8,000 lumens. The fixtures shall be mounted horizontally and be designed for continuous row installation.

Type B: Each floodlight fixture shall have a minimum output of 18,000 lumens.

Type C: Each fixture shall have a minimum output of 19,000 lumens.

Type D: Balloon light – each balloon light fixture shall have minimum output of 50,000 lumens and emit light equally in all directions.

**Material Transfer Vehicle (MTV):** A MTV shall be used when placing bituminous concrete surface course (a lift or multiple lifts) as indicated in the Contract except as noted on the plans or as directed by the Engineer. In addition, continuous paving lengths of less than 500 feet may not require the use of a MTV as determined by the Engineer.

The MTV must be a vehicle specifically designed for the purpose of delivering the bituminous concrete mixture from the delivery vehicle to the paver. The MTV must continuously remix the bituminous concrete mixture throughout the placement process.

The use of a MTV will be subject to the requirements stated in Article 1.07.05 Load Restrictions. The Engineer may limit the use of the vehicle if it is determined that the use of the MTV may damage highway components, utilities, or bridges. The Contractor shall submit to the Engineer at time of pre-construction the following information:

1. The make and model of the MTV.
2. The individual axle weights and axle spacing for each piece of paving equipment (haul vehicle, MTV and paver).
3. A working drawing showing the axle spacing in combination with all pieces of equipment that will comprise the paving echelon.

**4. Test Section:** The Engineer may require the Contractor to place a test section whenever the requirements of this specification or Section M.04 are not met.

The Contractor shall submit the quantity of mixture to be placed and the location of the test section for review and approval by the Engineer. The same equipment used in the construction of a passing test section shall be used throughout production.

If a test section fails to meet specifications, the Contractor shall stop production, make necessary adjustments to the job mix formula, Plant operations, or procedures for placement and compaction. The Contractor shall construct test sections, as allowed by the Engineer, until all the required specifications are met. All test sections shall also be subject to removal as set forth in Article 1.06.04.

**5. Transitions for Roadway Surface:** Transitions shall be formed at any point on the roadway where the pavement surface deviates, vertically, from the uniform longitudinal profile as specified on the plans. Whether formed by milling or by bituminous concrete mixture, all transition lengths shall meet the criteria below unless otherwise specified.

Permanent Transitions: Defined as any gradual change in pavement elevation that remains as a permanent part of the work.

A transition shall be constructed no closer than 75 feet from either side of a bridge expansion joint or parapet. All permanent transitions, leading and trailing ends shall meet the following length requirements:

Posted Speed Limit	Permanent Transition Length Required
> 35 mph	30 feet per inch of elevation change
35 mph or less	15 feet per inch of elevation change

In areas where it is impractical to use the above-described permanent transition lengths, the use of a shorter permanent transition length may be permitted when approved by the Engineer.

Temporary Transitions: Defined as a transition that does not remain a permanent part of the work.

All temporary transitions shall meet the following length requirements:

Posted Speed Limit	Temporary Transition Length Required
> 50 mph	Leading Transition: 15 feet per inch of vertical change (thickness) Trailing Transition: 6 feet per inch of vertical change (thickness)
40, 45 or 50 mph	Leading and Trailing: 4 feet per inch of vertical change (thickness)
35 mph or less	Leading and Trailing: 3 feet per inch of vertical change (thickness)

**Note:** Any temporary transition to be in place over the winter shutdown period or during extended periods of inactivity (more than 14 calendar days) shall meet the greater than 50 mph requirements shown above.

**6. Spreading and Finishing of Mixture:** Prior to the placement of the mixture, the underlying base course shall be brought to the plan grade and cross section within the allowable tolerance. Immediately before placing a bituminous concrete lift, a uniform coating of tack coat shall be applied to all existing underlying pavement surfaces and on the exposed surface of a wedge joint. Such surfaces shall be clean and dry. Sweeping or other means acceptable to the Engineer shall be used.

The mixture shall not be placed whenever the surface is wet or frozen.

Tack Coat Application: The tack coat shall be applied by a pressurized spray system that results in uniform overlapping coverage at an application rate of 0.03 to 0.05 gal./s.y. for a non-milled surface and an application rate of 0.05 to 0.07 gal./s.y. for a milled surface. For areas

where both milled and un-milled surfaces occur, the tack coat shall be an application rate of 0.03 to 0.05 gal /s.y. The Engineer must approve the equipment and the method of measurement prior to use. The material for tack coat shall be heated to  $160^{\circ}\text{F} \pm 10^{\circ}\text{F}$  and shall not be further diluted.

Tack coat shall be allowed sufficient time to break prior to any paving equipment or haul vehicles driving on it.

The Contractor may request to omit the tack coat application between bituminous concrete layers that have not been exposed to traffic and are placed during the same work shift. Requests to omit tack coat application on the upper and lower surfaces of a wedge joint will not be considered.

**Placement:** The mixture shall be placed and compacted to provide a smooth, dense surface with a uniform texture and no segregation at the specified thickness and dimensions indicated in the plans and specifications.

When unforeseen weather conditions prevent further placement of the mixture, the Engineer is not obligated to accept or place the bituminous concrete mixture that is in transit from the Plant. In advance of paving, traffic control requirements shall be set up, maintained throughout placement, and shall not be removed until all associated work including density testing is completed.

The mixture temperature will be verified by means of a probe or infrared type of thermometer. The placement temperature range shall be listed in the quality control plan (QCP) for placement and meet the requirements of Table M.04.03-4. Any HMA material that falls outside the specified temperature range as measured by a probe thermometer may be rejected.

The Contractor shall inspect the newly placed pavement for defects in mixture or placement before rolling is started. Any deviation from standard crown or section shall be immediately remedied by placing additional mixture or removing surplus mixture. Such defects shall be corrected to the satisfaction of the Engineer.

Where it is impracticable due to physical limitations to operate the paving equipment, the Engineer may permit the use of other methods or equipment. Where hand spreading is permitted, the mixture shall be placed by means of suitable shovels and other tools, and in a uniformly loose layer at a thickness that will result in a completed pavement meeting the designed grade and elevation.

**Placement Tolerances:** Each lift of bituminous concrete placed at a specified thickness shall meet the following requirements for thickness and area. Any pavement exceeding these limits shall be subject to an adjustment or removal. Lift tolerances will not relieve the Contractor from meeting the final designed grade. Lifts of specified non-uniform thickness, i.e. wedge or shim course, shall not be subject to thickness and area adjustments.

- a) Thickness: Where the average thickness of the lift exceeds that shown on the plans beyond the tolerances shown in Table 4.06-3, the Engineer will calculate the thickness adjustment in accordance with Article 4.06.04.

**TABLE 4.06-3: Thickness Tolerances**

Mixture Designation	Lift Tolerance
S1	+/- 3/8 inch
S0.25, S0.375, S0.5	+/- 1/4 inch

Where the thickness of the lift of mixture is less than that shown on the plans beyond the

tolerances shown in Table 4.06-3, the Contractor, with the approval of the Engineer, shall take corrective action in accordance with this Section.

- b) Area: Where the width of the lift exceeds that shown on the plans by more than the specified thickness, the Engineer will calculate the area adjustment in Article 4.06.04.
- c) Delivered Weight of Mixture: When the delivery ticket shows that the truck exceeds the allowable gross weight for the vehicle type, the Engineer will calculate the weight adjustment in accordance with Article 4.06.04.

**Transverse Joints:** All transverse joints shall be formed by saw-cutting to expose the full thickness of the lift. Tack coat shall be applied to the sawn face immediately prior to additional mixture being placed.

**Compaction:** The Contractor shall compact the mixture to meet the density requirements as stated in Article 4.06.04 and eliminate all roller marks without displacement, shoving cracking, or aggregate breakage.

When placing a lift with a specified thickness less than 1 1/2 inches, or a wedge course, the Contractor shall provide a minimum rolling pattern as determined by the development of a compaction curve. The procedure to be used shall be documented in the Contractor's QCP for placement and demonstrated on the first day of placement.

The use of the vibratory system on concrete structures is prohibited. When approved by the Engineer, the Contractor may operate a roller using an oscillatory system at the lowest frequency setting.

If the Engineer determines that the use of compaction equipment in the dynamic mode may damage highway components, utilities or adjacent property, the Contractor shall provide alternate compaction equipment.

Rollers operating in the dynamic mode shall be shut off when changing directions. These allowances will not relieve the Contractor from meeting pavement compaction requirements.

**Surface Requirements:**

Each lift of the surface course shall not vary more than 1/4 inch from a Contractor-supplied 10 foot straightedge. For all other lifts of bituminous concrete, the tolerance shall be 3/8 inch. Such tolerance will apply to all paved areas.

Any surface that exceeds these tolerances shall be corrected by the Contractor at its own expense.

**7. Longitudinal Joint Construction Methods:** The Contractor shall use Method I - Notched Wedge Joint (see Figure 4.06-1) when constructing longitudinal joints where lift thicknesses are 1 1/2 inches to 3 inches. S1.0 mixtures shall be excluded from using Method I. Method II - Butt Joint (see Figure 4.06-2) shall be used for lifts less than 1 1/2 inches or greater than 3 inches. Each longitudinal joint shall maintain a consistent offset from the centerline of the roadway along its entire length. The difference in elevation between the two faces of any completed longitudinal joint shall not exceed 1/4 inch at any location.

**Method I - Notched Wedge Joint:**

A notched wedge joint shall be constructed as shown in Figure 4.06-1 using a device that is attached to the paver screed and is capable of independently adjusting the top and bottom vertical notches. The device shall have an integrated vibratory system. The top vertical notch must be located at the centerline or lane line in the final lift. The requirement for paving full width "curb to curb" as described in Method II may be waived if addressed in the QC plan and approved by

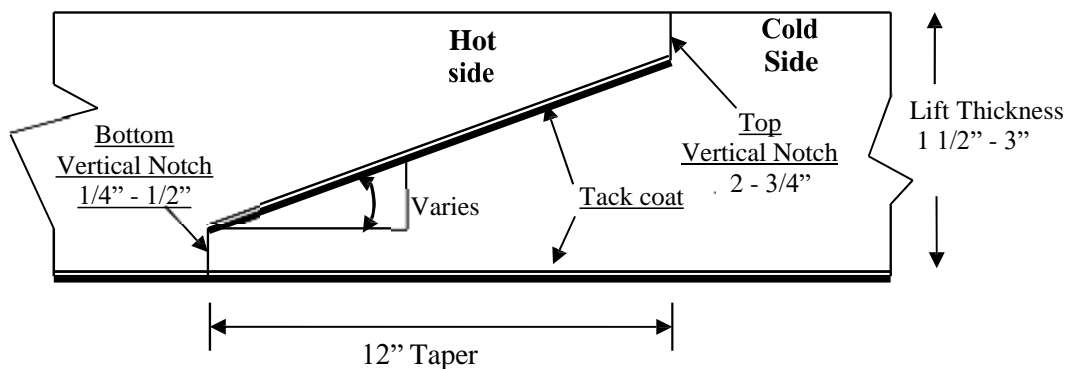
the Engineer.

The taper portion of the wedge joint shall be evenly compacted using equipment other than the paver or notch wedge joint device. The compaction device shall be the same width as the taper and not reduce the angle of the wedge or ravel the top notch of the joint during compaction.

When placed on paved surfaces, the area below the sloped section of the joint shall be treated with tack coat. The top surface of the sloped section of the joint shall be treated with tack coat prior to placing the completing pass.

The taper portion of the wedge joint shall not be exposed to traffic for more than 5 calendar days.

**Figure 4.06-1: Notched Wedge Joint (Not to Scale)**



Any exposed wedge joint must be located to allow for the free draining of water from the road surface.

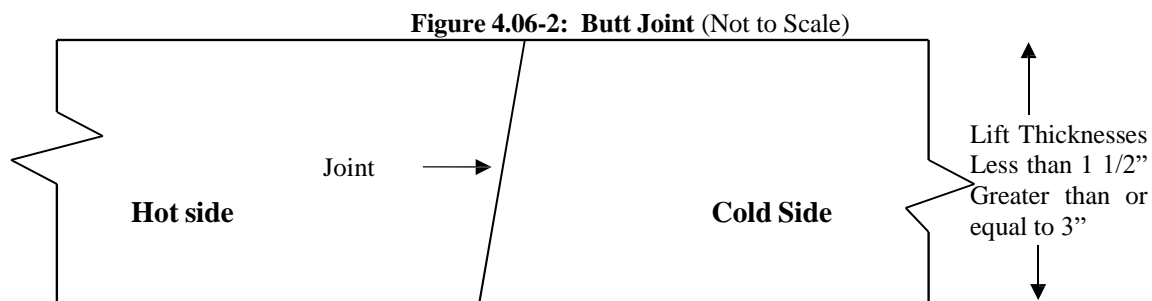
The Engineer reserves the right to define the paving limits when using a wedge joint that will be exposed to traffic.

If Method I cannot be used on those lifts which are 1 1/2 inches to 3 inches, Method III may be substituted according to the requirements below for "Method III - Butt Joint with Hot Poured Rubberized Asphalt Treatment."

**Method II - Butt Joint:**

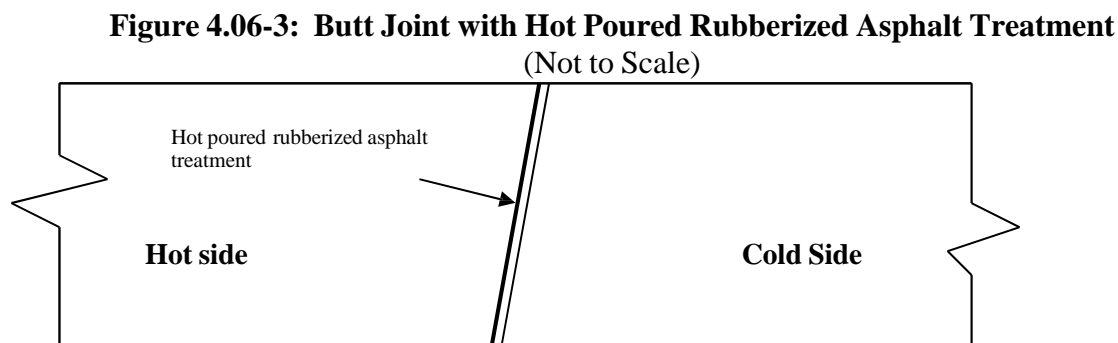
When adjoining passes are placed, the Contractor shall use the end gate to create a near vertical edge (refer to Figure 4.06-2). The completing pass (hot side) shall have sufficient mixture so that the compacted thickness is not less than the previous pass (cold side). During placement of multiple lifts, the longitudinal joint shall be constructed in such a manner that it is located at least 6 inch from the joint in the lift immediately below. The joint in the final lift shall be at the centerline or at lane lines. The end gate on the paver should be set so there is an overlap onto the cold side of the joint.

The Contractor shall not allow any butt joint to be incomplete at the end of a work shift unless otherwise allowed by the Engineer. When using this method, the Contractor is not allowed to leave a vertical edge exposed at the end of a work shift and must complete paving of the roadway full width "curb to curb."



**Method III - Butt Joint with Hot Poured Rubberized Asphalt Treatment:**

If Method I cannot be used due to physical constraints in certain limited locations, the Contractor may submit a request in writing for approval by the Engineer to use Method III as a substitution in those locations. There shall be no additional measurement or payment made when Method III is substituted for Method I. When required by the Contract or approved by the Engineer, Method III (see Figure 4.06-3) shall be used.



All of the requirements of Method II must be met with Method III. In addition, the longitudinal vertical edge must be treated with a rubberized joint seal material meeting the requirements of ASTM D6690, Type 2. The joint sealant shall be placed on the face of the “cold side” of the butt joint as shown above prior to placing the “hot side” of the butt joint. The joint seal material shall be applied in accordance with the manufacturer’s recommendation so as to provide a uniform coverage and avoid excess bleeding onto the newly placed pavement.

**8. Contractor Quality Control (QC) Requirements:** The Contractor shall be responsible for maintaining adequate quality control procedures throughout the production and placement operations. Therefore, the Contractor must ensure that the materials, mixture, and work provided by Subcontractors, Suppliers, and Producers also meet Contract specification requirements.

This effort must be documented in Quality Control Plans (QCP) and must address the actions, inspection, or sampling and testing necessary to keep the production and placement operations in control, to determine when an operation has gone out of control and to respond to correct the situation in a timely fashion.

The Standard QCP for production shall consist of the quality control program specific to the production facility.

There are 3 components to the QCP for placement: a Standard QCP, a Project Summary Sheet



that details Project-specific information, and, if applicable, a separate Extended Season Paving Plan as required in 4.06.03-9 “Temperature and Seasonal Requirements.”

The Standard QCP for both production and placement shall be submitted to the Department for approval each calendar year and at a minimum of 30 days prior to production or placement.

Production or placement shall not occur until all QCP components have been approved by the Engineer.

Each QCP shall include the name and qualifications of a Quality Control Manager (QCM). The QCM shall be responsible for the administration of the QCP, and any modifications that may become necessary.

The QCM shall have the ability to direct all Contractor personnel on the Project during paving operations.

The QCPs shall also include the name and qualifications of any outside testing laboratory performing any QC functions on behalf of the Contractor. The QC Technician performing in-place density testing shall be NETTCP certified as a paving inspector.

Approval of the QCP does not relieve the Contractor of its responsibility to comply with the Project specifications. The Contractor may modify the QCPs as work progresses and must document the changes in writing prior to resuming operations. These changes include but are not limited to changes in quality control procedures or personnel. The Department reserves the right to deny significant changes to the QCPs.

QCP for Production: Refer to M.04.03-1.

QCP for Placement: The Standard QCP, Project Summary Sheet, and Extended Season Paving Plan shall conform to the format provided by the Engineer. The format is available at [http://www.ct.gov/dot/lib/dot/documents/dconstruction/pat/qcp\\_outline\\_hma\\_placement.pdf](http://www.ct.gov/dot/lib/dot/documents/dconstruction/pat/qcp_outline_hma_placement.pdf) The Contractor shall perform all quality control sampling and testing, provide inspection, and exercise management control to ensure that bituminous concrete placement conforms to the requirements as outlined in its QCP during all phases of the work. The Contractor shall document these activities for each day of placement.

The Contractor shall submit complete field density testing and inspection records to the Engineer within 48 hours in a manner acceptable to the Engineer.

The Contractor may obtain 1 mat core and 1 joint core per day for process control, provided this process is detailed in the QCP. The results of these process control cores shall not be used to dispute the Department’s determinations from the acceptance cores. The Contractor shall submit the location of each process control core to the Engineer for approval prior to taking the core. The core holes shall be filled to the same requirements described in Subarticle 4.06.03-10.

**9. Temperature and Seasonal Requirements:** Paving, including placement of temporary pavements, shall be divided into 2 seasons, “In-Season” and “Extended-Season.” In-Season paving occurs from May 1 to October 14, and Extended Season paving occurs from October 15 to April 30. The following requirements shall apply unless otherwise authorized or directed by the Engineer:

- Mixtures shall not be placed when the air or subbase temperature is less than 40°F regardless of the season.
- Should paving operations be scheduled during the Extended Season, the Contractor must submit an Extended Season Paving Plan for the Project that addresses minimum delivered mix temperature considering WMA, PMA, or other additives; maximum paver speed; enhanced rolling patterns; and the method to balance mixture delivery and placement

operations. Paving during Extended Season shall not commence until the Engineer has approved the plan.

**10. Field Density** The Contractor shall obtain cores for the determination of mat and longitudinal joint density of bituminous concrete pavements. Within five calendar days of placement, mat and joint cores shall be extracted on each lift with a specified thickness of 1 1/2 inches or more. Joint cores shall not be extracted on HMA S1.0 lifts.

The Contractor shall extract cores from random locations determined by the Engineer in accordance with ASTM D3665. Four (4) or six (6) inch diameter cores shall be extracted for S0.25, S0.375 and S0.5 mixtures; 6 inch diameter cores shall be required for S1.0 mixtures. The Contractor shall coordinate with the Engineer to witness the extraction, labeling of cores, and filling of the core holes.

Each lift will be separated into lots as follows:

- a. Simple Average Density Lots: For total estimated quantities below 2,000 tons, the lift will be evaluated in one lot which will include the total paved tonnage of the lift and all longitudinal joints between the curb lines.  
For total estimated quantities between 2,000 and 3,500 tons, the lift will be evaluated in two lots in which each lot will include approximately half of the total tonnage placed for the full paving width of a lift including all longitudinal joints between the curb lines.
- b. PWL Density Lots: Mat density lots will include each 3,500 tons of mixture placed within 30 calendar days. Joint density lots will include 14,000 linear feet of constructed joints. Bridge density lots will always be analyzed using simple average lot methodology.
- c. Partial Density Lot (For PWL only): A mat density lot with less than 3,500 tons or a joint density lot with less than 14,000 linear feet due to:
  - completion of the course; or
  - a lot spanning 30 calendar days.

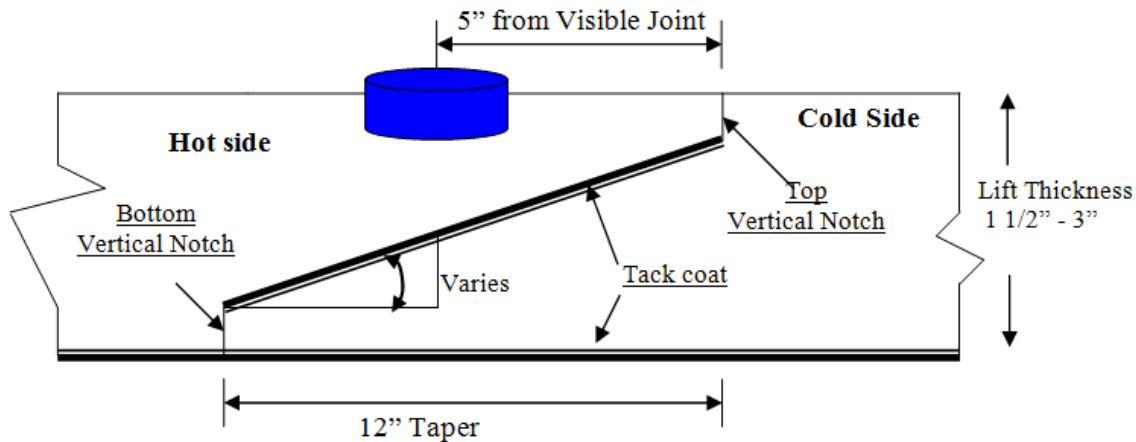
Prior to paving, the type and number of lot(s) will be determined by the Engineer.

Noncontiguous areas such as highway ramps may be combined to create one lot.

After the lift has been compacted and cooled, the Contractor shall cut cores to a depth equal to or greater than the lift thickness and shall remove them without damaging the lift(s) to be tested. Any core that is damaged or obviously defective while being obtained will be replaced with a new core from a location within 2 feet measured in a longitudinal direction.

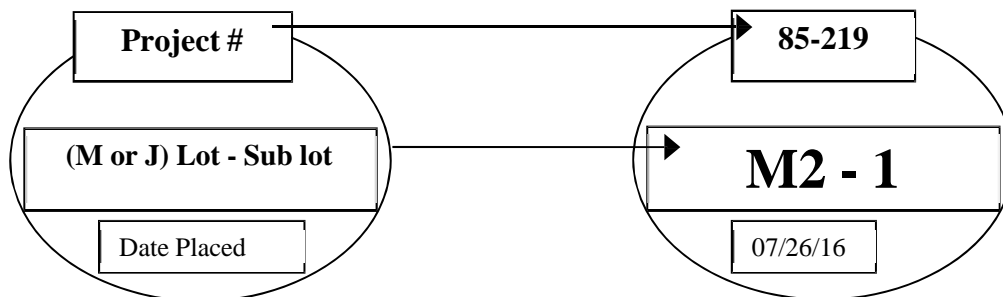
A mat core shall not be located any closer than 1 foot from the edge of a paver pass. If a random number locates a core less than 1 foot from any edge, the location will be adjusted by the Engineer so that the outer edge of the core is 1 foot from the edge of the paver pass.

Method I, Notched Wedge Joint cores shall be taken so that the center of the core is 5 inches from the visible joint on the hot mat side (Figure 4.06-4).

**Figure 4.06-4: Notched Wedge Joint Cores (Not to Scale)**

When Method II or Method III Butt Joint is used, cores shall be taken from the hot side so the edge of the core is within 1 inch of the longitudinal joint.

The cores shall be labeled by the Contractor with the Project number, date placed, lot number, and sub-lot number. The core's label shall include "M" for a mat core and "J" for a joint core. For example, a mat core from the first lot and the first sub-lot shall be labeled with "M1 - 1." A mat core from the second lot and first sub-lot shall be labeled "M2-1" (see Figure 4.06-5). The Engineer shall fill out a MAT-109 to accompany the cores. The Contractor shall deliver the cores and MAT-109 to the Department's Central Lab. The Contractor shall use a container approved by the Engineer. The container shall have a lid capable of being locked shut and tamper proof. The Contractor shall use foam, bubble wrap, or another suitable material to prevent the cores from being damaged during handling and transportation. Once the cores and MAT-109 are in the container the Engineer will secure the lid using security seals at the removable hinges(s) and at the lid opening(s). The security seals' identification number must be documented on the MAT-109. All sealed containers shall be delivered to the Department's Central Lab within two working days from time of extraction. Central Lab personnel will break the security seal and take possession of the cores.

**Figure 4.06-5: Labeling of Cores**

Each core hole shall be filled within 4 hours upon core extraction. Prior to being filled, the hole shall be prepared by removing any free water and applying tack coat using a brush or other

means to uniformly cover the cut surface. The core hole shall be filled using a bituminous concrete mixture at a minimum temperature of 240°F containing the same or smaller nominal maximum aggregate size and compacted with a hand compactor or other mechanical means to the maximum compaction possible. The bituminous concrete shall be compacted to 1/8 inch above the finished pavement.

**Simple Average Density Lots:**

A standard simple average density lot is the quantity of material placed within the defined area excluding any bridge decks.

A combo simple average density lot is the quantity of material placed within the defined area including bridge decks less than or equal to 500 feet long.

A bridge simple average density lot is the quantity of material placed on a bridge deck longer than 500 feet.

The number of cores per lot shall be determined in accordance with Table 4.06-4. If a randomly selected mat or joint core location is on a bridge deck, the core is to be obtained on the bridge deck in addition to the core(s) required on the bridge deck.

The number of cores per lot shall be determined in accordance with Table 4.06-5. Multiple bridge decks can be combined into one lot if the paving and underlying conditions are comparable. If multiple bridge decks are combined into a single bridge lot, at least one mat and joint core shall be obtained on each bridge.

The longitudinal locations of mat cores within a standard, combo, or bridge lot containing multiple paving passes will be determined using the combined length of the paving passes within the lot.

**TABLE 4.06-4: Number of Cores per Lot (Simple Average)**

Lot Type	No. of Mat Cores		No. of Joint Cores	
Standard Lot < 500 Tons	3		3	
Standard Lot ≥ 500 Tons	4		4	
Combo Lot < 500 Tons	2 plus	1 per bridge (< 300')	2 plus	1 per bridge (< 300')
Combo Lot ≥ 500 Tons <sup>(1)</sup>	4 plus	2 per bridge (301' – 500')	4 plus	2 per bridge (301' – 500')

**TABLE 4.06-5: Number of Core per Bridge Density Lot (Simple Average)**

Length of Bridge(s) (Feet)	Minimum No. of Mat Cores	Minimum No. of Joint Cores
< 500	2	2
501 – 1,500	3	3
1,501 – 2,500	4	4
2,501 and greater	5	5

**PWL Density Lots:**

A PWL mat density lot is 3,500 tons of material placed within the defined area excluding any bridges. One mat core will be obtained per every 500 tons placed.

A PWL joint density lot is 14,000 linear feet of longitudinal joint excluding any joints on bridge decks. One joint core will be obtained per every 2,000 linear feet of joint.

Bridge density lots will always be analyzed as using the simple average lot methodology. The number of cores per lot shall be determined in accordance with Table 4.06-5. Multiple bridge decks can be combined into one lot if the paving and underlying conditions are comparable. If multiple bridge decks are combined into a single bridge lot, at least one mat and joint core shall be obtained on each bridge.

**11. Acceptance Sampling and Testing:** Sampling shall be performed in accordance with ASTM D3665 or a statistically-based procedure of stratified random sampling approved by the Engineer.

**Plant Material Acceptance:** The Contractor shall provide the required sampling and testing during all phases of the work in accordance with M.04. The Department will verify the Contractor's acceptance test results. Should any test results exceed the specified tolerances in the Department's current QA Program for Materials, the Contractor's test results for a subject lot or sub lot may be replaced with the Department's results for the purpose of calculating adjustments. The verification procedure is included in the Department's current QA Program for Materials.

**Density Acceptance:** The Engineer will perform all acceptance testing in accordance with AASHTO T 331. The density of each core will be determined using the daily production's average maximum theoretical specific gravity (Gmm) established during the testing of the parent material at the Plant. When there was no testing of the parent material or any Gmm exceeds the specified tolerances in the Department's current QA Program for Materials, the Engineer will determine the maximum theoretical density value to be used for density calculations.

**12. Density Dispute Resolution Process:** The Contractor and Engineer will work in partnership to avoid potential conflicts and to resolve any differences that may arise during quality control or acceptance testing for density. Both parties will review their sampling and testing procedures and results and share their findings. If the Contractor disputes the Engineer's test results, the Contractor must submit in writing a request to initiate the Dispute Resolution Process within five calendar days of the notification of the test results. No request for dispute resolution will be allowed unless the Contractor provides quality control results from samples taken prior to and after finish rolling, and within the timeframe described in 4.06.03-8 supporting its position. No request for dispute resolution will be allowed for a density lot in which any core was not taken within the required 5 calendar days of placement. Should the dispute not be resolved through evaluation of existing testing data or procedures, the Engineer may authorize the Contractor to obtain a new core or set of core samples per disputed lot. The core samples must be extracted no later than seven calendar days from the date of the Engineer's authorization. All such core samples shall be extracted and the core hole filled using the procedure outlined in 4.06.03-10.

a) **Simple Average Lots:** The Contractor may only dispute any simple average lot that is adjusted at or below 95 percent payment. The number and location (mat, joint, or structure) of the cores taken for dispute resolution must reflect the number and location of the original cores. The location of each core shall be randomly located within the respective original sub lot. The dispute resolution results shall be combined with the original results and averaged for determining the final in-place density value.

b) **PWL Lots:** The Contractor may dispute any PWL subplot when the PWL falls below 50%

calculated in accordance with section 4.06.04.2.b. An additional random core in the subplot may be taken to validate the accuracy of the core in question. The Department will verify the additional core test result and may average the original test result with the additional core result for purpose of calculating adjustments.

### **13. Corrective Work Procedure:**

If pavement placed by the Contractor does not meet the specifications, and the Engineer requires its replacement or correction, the Contractor shall:

- a) Propose a corrective procedure to the Engineer for review and approval prior to any corrective work commencing. The proposal shall include:
  - Limits of pavement to be replaced or corrected, indicating stationing or other landmarks that are readily distinguishable.
  - Proposed work schedule.
  - Construction method and sequence of operations.
  - Methods of maintenance and protection of traffic.
  - Material sources.
  - Names and telephone numbers of supervising personnel.
- b) Any corrective courses placed as the final wearing surface shall match the specified lift thickness after completion.

**14. Protection of the Work:** The Contractor shall protect all sections of the newly finished pavement from damage that may occur as a result of the Contractor's operations for the duration of the Project.

**15. Cut Bituminous Concrete Pavement:** Work under this item shall consist of making a straight-line cut in the bituminous concrete pavement to the lines delineated on the plans or as directed by the Engineer. The cut shall provide a straight, clean, vertical face with no cracking, tearing or breakage along the cut edge.

### **4.6.4 —Method of Measurement:**

**1. HMA S\* or PMA S\*:** Bituminous concrete will be measured for payment as the amount of material in tons placed as determined by the net weight on the delivered tickets and adjusted by area, thickness and weight as follows:

**Quantity Adjustments:** Adjustments may be applied to the placed bituminous concrete quantities that will be measured for payment using the following formulas:

**Yield Factor** for Adjustment Calculation = 0.0575 tons/SY/inch

**Actual Area (SY)** = [(Measured Length (ft)) x (Avg. of width measurements (ft))]/9 s.f./SY

**Actual Thickness (t)** = Total tons delivered / [Actual Area (SY) x 0.0575 tons/SY/inch]

- a) Area: If the average width exceeds the allowable tolerance, an adjustment will be made using the following formula. The tolerance for width is equal to the specified thickness (inch) of the lift being placed.

**Quantity Adjusted for Area (T<sub>A</sub>)** = [(L x W<sub>adj</sub>)/9] x (t) x 0.0575 Tons/SY/inch = (-) tons

Where: L = Length (ft)

(t) = Actual thickness (inches)

W<sub>adj</sub> = (Designed width (ft) + tolerance /12) - Measured Width)

- b) Thickness: If the actual average thickness is less than the allowable tolerance, the Contractor shall submit a repair procedure to the Engineer for approval. If the actual thickness exceeds the allowable tolerance, an adjustment will be made using the following formula:

$$\text{Quantity Adjusted for Thickness (T}_T\text{)} = A \times t_{adj} \times 0.0575 = (-) \text{ tons}$$

Where:  $A$  = Area =  $\{[L \times (\text{Design width} + \text{tolerance (lift thickness)})/12]\} / 9\}$   
 $t_{adj}$  = Adjusted thickness =  $[(Dt + \text{tolerance}) - \text{Actual thickness}]$   
 $Dt$  = Designed thickness (inches)

- c) Weight: If the quantity of bituminous concrete representing the mixture delivered to the Project is in excess of the allowable gross vehicle weight (GVW) for each vehicle, an adjustment will be made using the following formula:

$$\text{Quantity Adjusted for Weight (T}_w\text{)} = \text{GVW} - \text{DGW} = (-) \text{ tons}$$

Where: DGW = Delivered gross weight as shown on the delivery ticket or measured on a certified scale

## 2. Bituminous Concrete Adjustment Cost:

- a) Production Lot Adjustment: An adjustment may be applied to each production lot as follows:
- i. Non-PWL Production Lot (less than 3,500 tons):  
 The adjustment values in Tables 4.06-6 and 4.06-7 will be calculated for each sub lot based on the Air Void (AV) and Asphalt Binder Content (PB) test results for that sub lot. The total adjustment for each day's production (lot) will be computed as follows:

$$\text{Tons Adjusted for Superpave Design (T}_{SD}\text{)} = [(\text{AdjAV}_t + \text{AdjPB}_t) / 100] \times \text{Tons}$$

Where:  $\text{AdjAV}_t$ : Percent adjustment for air voids  
 $\text{AdjPB}_t$ : Percent adjustment for asphalt binder  
 Tons: Weight of material (tons) in the lot adjusted by 4.06.4-1

$$\text{Percent Adjustment for Air Voids} = \text{AdjAV}_t = [\text{AdjAV}_1 + \text{AdjAV}_2 + \text{AdjAV}_i + \dots + \text{AdjAV}_n] / n$$

Where:  $\text{AdjAV}_t$  = Total percent air void adjustment value for the lot  
 $\text{AdjAV}_i$  = Adjustment value from Table 4.06-6 resulting from each sub lot or the average of the adjustment values resulting from multiple tests within a sub lot, as approved by the Engineer.  
 $n$  = number of sub lots based on Table M.04.03-2

**TABLE 4.06-6: Adjustment Values for Air Voids**

Adjustment Value (AdjAV <sub>i</sub> ) (%)	S0.25, S0.375, S0.5, S1 Air Voids (AV)
+2.5	3.8 - 4.2
+3.125*(AV-3)	3.0 - 3.7
-3.125*(AV-5)	4.3 - 5.0
20*(AV-3)	2.3 - 2.9
-20*(AV-5)	5.1 - 5.7
-20.0	≤ 2.2 or ≥ 5.8

Percent Adjustment for Asphalt Binder = AdjPB<sub>t</sub> = [(AdjPB<sub>1</sub> + AdjPB<sub>2</sub> + AdjPB<sub>i</sub> + ... + AdjPB<sub>n</sub>)] / n

Where: AdjPB<sub>t</sub> = Total percent liquid binder adjustment value for the lot

AdjPB<sub>i</sub> = Adjustment value from Table 4.06-7 resulting from each sub lot

n = number of binder tests in a production lot

**TABLE 4.06-7: Adjustment Values for Binder Content**

Adjustment Value (AdjAV <sub>i</sub> ) (%)	<u>S0.25, S0.375, S0.5, S1</u> Pb
0.0	JMF Pb ± 0.3
- 10.0	≤ JMF Pb - 0.4 or ≥ JMF Pb + 0.4

ii. PWL Production Lot (3500 tons or more):

For each lot, the adjustment values will be calculated using PWL methodology based on AV, VMA, and PB test results. The results will be considered as being normally distributed and all applicable equations in AASHTO R 9 and AASHTO R 42 Appendix X4 will apply.

Only one test result will be considered for each sub lot. The specification limits are listed in M.04.

For AV, PB, and voids in mineral aggregate (VMA), the individual material quantity characteristic adjustment (Adj) will be calculated as follows:

For PWL between 50 and 90%: Adj(AV<sub>t</sub> or PB<sub>t</sub> or VMA<sub>t</sub>) = (55 + 0.5 PWL) - 100

For PWL at and above 90%: Adj(AV<sub>t</sub> or PB<sub>t</sub> or VMA<sub>t</sub>) = (77.5 + 0.25 PWL) - 100

Where: AdjAV<sub>t</sub> = Total percent AV adjustment value for the lot

AdjPB<sub>t</sub> = Total percent PB adjustment value for the lot

AdjVMA<sub>t</sub> = Total percent VMA adjustment value for the lot

A lot with PWL less than 50% in any of the 3 individual material quality characteristics will be evaluated under 1.06.04.

The total adjustment for each production lot will be computed using the following formula:

**Tons Adjusted for Superpave Design (T<sub>SD</sub>)** = [(0.5AdjAV<sub>t</sub> + 0.25AdjPB<sub>t</sub> + 0.25 AdjVMA<sub>t</sub>) / 100] X Tons

Where Tons: Weight of material (tons) in the lot adjusted by 4.06.4-1



## iii. Partial Lots:

Lots with less than 4 sub lots will be combined with the prior lot. If there is no prior lot with equivalent material or if the last test result of the prior lot is over 30 calendar days old, the adjustment will be calculated as indicated in 4.06.04-2.a)i.

Lots with 4 or more sub lots will be calculated as indicated in 4.06.04-2.a)ii.

**Production Lot Adjustment:  $T_{SD} \times \text{Unit Price} = \text{Est. (Pi)}$** 

Where: Unit Price = Contract unit price per ton per type of mixture

Est. (Pi) = Pay Unit in dollars representing incentive or disincentive per lot

b) Density Lot Adjustment: An adjustment may be applied to each density lot as follows:

## i. Simple Average Density Lot (less than 3500 tons) and Bridge Lots:

The final lot quantity shall be the difference between the total payable tons for the Project and the sum of the previous lots. If either the Mat or Joint adjustment value is “remove and replace,” the density lot shall be removed and replaced (curb to curb).

No positive adjustment will be applied to a density lot in which any core was not taken within the required 5 calendar days of placement.

**Tons Adjusted for Density ( $T_D$ )** =  $[(P_{AM} \times 0.50) + (P_{AJ} \times 0.50)] / 100 \times \text{Tons}$

Where:  $T_D$  = Total tons adjusted for density for each lot

$P_{AM}$  = Mat density percent adjustment from Table 4.06-8

$P_{AJ}$  = Joint density percent adjustment from Table 4.06-9

Tons: Weight of material (tons) in the lot adjusted by 4.06.4-1

**TABLE 4.06-8: Adjustment Values for Pavement Mat density**

<b>Average Core Result Percent Mat Density</b>	<b>Percent Adjustment (Bridge and Non-Bridge) <sup>(1)(2)</sup></b>
97.1 - 100	-1.667*(ACRPD-98.5)
94.5 – 97.0	+2.5
93.5 – 94.4	+2.5*(ACRPD-93.5)
92.0 – 93.4	0
90.0 – 91.9	-5*(92-ACRPD)
88.0 – 89.9	-10*(91-ACRPD)
87.0 – 87.9	-30
86.9 or less	Remove and Replace (curb to curb)

**Notes:**

<sup>(1)</sup> ACRPD = Average Core Result Percent Density

<sup>(2)</sup> All Percent Adjustments to be rounded to the second decimal place; for example round 1.667 to 1.67.

**TABLE 4.06-9: Adjustment Values for Pavement Joint Density**

Average Core Result Percent Joint Density	Percent Adjustment (Bridge and Non-Bridge) <sup>(1)(2)</sup>
97.1 – 100	-1.667*(ACRPD-98.5)
93.5 – 97.0	+2.5
92.0 – 93.4	+1.667*(ACRPD-92)
91.0 – 91.9	0
89.0 – 90.9	-7.5*(91-ACRPD)
88.0 – 88.9	-15*(90-ACRPD)
87.0 – 87.9	-30
86.9 or less	Remove and Replace (curb to curb)

**Notes:**

<sup>(1)</sup> ACRPD = Average Core Result Percent Density

<sup>(2)</sup> All Percent Adjustments to be rounded to the second decimal place; for example round 1.667 to 1.67

Additionally, any subplot with a density result below 87% will be evaluated under 1.06.04.

ii. PWL Density Lot (3,500 tons or more):

For each lot, the adjustment values will be calculated using PWL methodology based on mat and joint density test results. Only one result will be included for each subplot. The results will be considered as being normally distributed and all applicable equations in AASHTO R 9 and AASHTO R 42 Appendix X4 will apply.

The specification limits for the PWL determination are as follows:

Mat Density: 91.5-98%

Joint Density: 90-98%

For mat and joint density, the individual percent adjustment (PA) will be calculated as follows:

For PWL between 50 and 90%:  $PA_{(M \text{ or } J)} = 0.25 * PWL - 22.50$

For PWL at and above 90%:  $PA_{(M \text{ or } J)} = 0.125 * PWL - 11.25$

Where:  $PA_M$  = Total percent mat density adjustment value for the PWL mat density lot

$PA_J$  = Total percent joint density adjustment value for the PWL joint density lot

No positive adjustment will be applied to a density lot in which any core was not taken within the required 5 calendar days of placement.

A lot with PWL less than 50% will be evaluated under 1.06.04.

The total adjustment for each PWL mat density lot will be computed as follows:

**Tons Adjusted for Mat Density ( $T_{MD}$ ) =  $(PA_M / 100) \times \text{Tons}$**

Where: Tons= Weight of material (tons) in the lot adjusted by 4.06.4-1.

The total adjustment for each PWL joint density lot will be computed as follows:

**Tons Adjusted for Joint Density ( $T_{JD}$ ) = (PAJ / 100) X J\_Tons**

Tons Adjusted for Joint Density will be calculated at the end of each project or project phase.

Where: J\_Tons = Tons in project or phase adjusted by 4.06.4 – 1 x

Joint length in project or phase

All bridge density lot adjustments will be evaluated in accordance with 4.06.04-2.b)i.

Additionally, any subplot with a density result below 87% will be evaluated under 1.06.04.

iii. Partial Lots:

Lots with less than 4 sub lots will be combined with the prior lot. If there is no prior lot with equivalent material and placement conditions or if the last test result of the prior lot is over 30 calendar days old, the mat and joint individual adjustments will be calculated in accordance to Tables 4.06-8 and 4.06-9.  $T_{MD}$  and  $T_{JD}$  will be calculated as indicated in 4.06.04-2.b)i.

Lots with 4 or more sub lots will be calculated as indicated in 4.06.04-2.b)ii.

**Density Lot Adjustment (Simple Average Lots):  $T_D \times \text{Unit Price} = \text{Est. (Di)}$**

**Density Lot Adjustment (PWL Lots): ( $T_{MD}$  or  $T_{JD}$ ) x Unit Price = Est. (DMi or DJi)**

Where: Unit Price = Contract unit price per ton per type of mixture

Est. (Di)= Pay Unit in dollars representing incentive or disincentive per simple average density lot

Est. (DMi)= Pay Unit in dollars representing incentive or disincentive per PWL mat lot

Est. (DJi)= Pay Unit in dollars representing incentive or disincentive per PWL joint lot

Additionally, any subplot with a density result below 87% will be evaluated under 1.06.04.

**3. Transitions for Roadway Surface:** The installation of permanent transitions will be measured under the appropriate item used in the formation of the transition.

The quantity of material used for the installation of temporary transitions will be measured for payment under the appropriate item used in the formation of the transition. The installation and removal of a bond breaker and the removal and disposal of any temporary transition formed by milling or with bituminous concrete pavement is not measured for payment.

**4. Cut Bituminous Concrete Pavement:** The quantity of bituminous concrete pavement cut will be measured in accordance with 2.02.04.

**5. Material for Tack Coat:** The quantity of tack coat will be measured for payment by the number of gallons furnished and applied on the Project and approved by the Engineer. No tack coat material shall be included that is placed in excess of the tolerance described in 4.06.03.

- a. Container Method – Material furnished in a container will be measured to the nearest 1/2 gallon. The volume will be determined by either measuring the volume in the original container by a method approved by the Engineer or using a separate graduated container

capable of measuring the volume to the nearest 1/2 gallon. The container in which the material is furnished must include the description of material, including lot number or batch number and manufacturer or product source.

b. Vehicle Method

- i. Measured by Weight: The number of gallons furnished will be determined by weighing the material on calibrated scales furnished by the Contractor. To convert weight to gallons, one of the following formulas will be used:

Tack Coat (gallons at 60°F) = Measured Weight (pounds) / Weight per gallon at 60°F

Tack Coat (gallons at 60°F) = 0.996 x Measured Weight (pounds) / Weight per gallon at 77°F

- ii. Measured by automated metering system on the delivery vehicle:

Tack Coat (gallons at 60°F) = 0.976 x Measured Volume (gallons).

**6. Material Transfer Vehicle (MTV):** The furnishing and use of a MTV will be measured separately for payment based on the actual number of surface course tons delivered to a paver using the MTV.

**4.6.5 —Basis of Payment:**

**1. HMA S\* or PMA S\*:** The furnishing and placing of bituminous concrete will be paid for at the Contract unit price per ton for " HMA S\*" or " PMA S\*."

All costs associated with providing illumination of the work area are included in the general cost of the work.

All costs associated with cleaning the surface to be paved, including mechanical sweeping, are included in the general cost of the work. All costs associated with constructing longitudinal joints are included in the general cost of the work.

All costs associated with obtaining cores for acceptance testing and dispute resolution are included in the general cost of the work.

**2. Bituminous Concrete Adjustment Costs:** This adjustment will be calculated using the formulas shown below if all of the measured adjustments in 4.06.04-2 are not equal to zero. A positive or negative adjustment will be applied to monies due the Contractor.

**Production Lot:  $\Sigma \text{ Est (Pi)} = \text{Est. (P)}$**

**Density Lot (Simple Average Lots):  $\Sigma \text{ Est (Di)} = \text{Est. (D)}$**

**Density Lot (PWL):  $\Sigma \text{ Est (DMi)} + \Sigma \text{ (D)Ji} = \text{Est. (D)}$**

**Bituminous Concrete Adjustment Cost= Est. (P) + Est. (D)**

Where: Est. ( )= Pay Unit in dollars representing incentive or disincentive in each production or density lot calculated in 4.06.04-2

The Bituminous Concrete Adjustment Cost item, if included in the bid proposal or estimate, is not to be altered in any manner by the Bidder. If the Bidder should alter the amount shown, the altered figure will be disregarded and the original estimated cost will be used for the Contract.

**3. Transitions for Roadway Surface:** The installation of permanent transitions will be paid under the appropriate item used in the formation of the transition. The quantity of material used for the installation of temporary transitions will be paid under the appropriate pay item used in the formation of the transition. The installation and removal of a bond breaker, and the removal and disposal of any temporary transition formed by milling or with bituminous concrete

pavement is included in the general cost of the work.

4. The cutting of bituminous concrete pavement will be paid in accordance with 2.02.05.
5. Material for tack coat will be paid for at the Contract unit price per gallon at 60°F for "Material for Tack Coat."
6. The Material Transfer Vehicle (MTV) will be paid at the Contract unit price per ton for "Material Transfer Vehicle."

Pay Item	Pay Unit
HMA S*	ton
PMA S*	ton
Bituminous Concrete Adjustment Cost	est.
Material for Tack Coat	gal.
Material Transfer Vehicle	ton

## **SECTION 5.86 - CATCH BASINS, MANHOLES AND DROP INLETS**

**5.86.01—Description 5.86.02—  
Materials 5.86.03—Construction  
Methods 5.86.04—Method of  
Measurement 5.86.05—Basis of  
Payment**

**5.86.1 —Description:** The work under this Section shall consist of furnishing, preparing, and installing catch basins, manholes and drop inlets (and also the removal, abandonment, alteration, reconstruction, or conversion of such existing structures) in conformity with the lines, grades, dimensions and details shown on the plans.

This Section shall also include resetting or replacing catch basin tops as well as manhole frames and covers.

**5.86.2 —Materials:** The materials for this work shall meet the following requirements:  
Drainage structures shall meet the requirements of M.08.02 and shall utilize concrete with a 28-day minimum compressive strength of 4000 psi.

Galvanizing shall meet the requirements of M.06.03.

Mortar shall meet the requirements of M.11.04.

Butyl rubber joint seal shall meet the requirements of ASTM C990.

Granular fill, if necessary, shall meet the requirements of M.02.01.

Protective compound material shall be a type appearing on the Department's Qualified Products List and be acceptable to the Engineer, as specified in M.03.09.

**5.86.3 —Construction Methods:** Drainage trench excavation, including rock in drainage trench excavation and backfilling, shall be performed in accordance with 2.86.03 and the requirements of the plans.

Where a drainage structure is to be installed below the surface, a drainage trench shall be excavated to the required depth, the bottom of which shall be graded to the elevation of the bottom of the proposed drainage structure or to ensure a uniform foundation for the structure.

Where a firm foundation is not encountered at the grades established due to unsuitable material, such as soft, spongy, or unstable soil, the unsuitable material shall be removed and replaced with approved granular fill, thoroughly compacted in lifts not to exceed 6 inches. The Engineer shall be notified prior to removal of the unsuitable material in order to determine the depth of removal necessary.

When rock, as defined in 2.86.01-2, is encountered, work shall be performed in accordance with 2.86.03 and the requirements of the plans.

When a drainage structure outside of proposed drainage trench limits is to be removed, it shall be completely removed and all pipes shall be removed or plugged with cement masonry.

When a drainage structure is to be abandoned, the structure shall be removed to a depth 2 feet below the subgrade or as directed by the Engineer. The floor of the structure shall be broken and all pipes shall be plugged with cement masonry.

Drainage structures shall be constructed in accordance with the plans and the requirements contained herein for the character of the work involved. The provisions of 6.02.03 pertaining to bar reinforcement shall apply except that shop drawings need not be submitted for approval unless called for in the plans, Contract or directed by the Engineer. Welding shall be performed in accordance with the applicable sections of the AWS Structural Welding Code, D1.1.

When it becomes necessary to increase the horizontal dimensions of manholes, catch basins and drop inlets to sizes greater than those shown on the plans in order to provide for multiple pipe installations, large pipes or for other reasons, the Contractor shall construct such manholes, catch basins and drop inlets to modified dimensions as directed by the Engineer.

The surfaces of the tops of all catch basins, and drop inlets shall be given a coat of protective compound material, at the manufacturer's recommended application rate, immediately upon completion of the concrete curing period.

All masonry units shall be laid in full mortar beds.

Metal fittings for catch basins, manholes or drop inlets shall be set in full mortar beds or otherwise secured as shown on the plans.

All inlet and outlet pipes shall be set flush with the inside face of the wall of the drainage structure as shown on the plans. The pipes shall extend through the walls for a sufficient distance beyond the outside surface to allow for satisfactory connections, and the concrete or masonry shall be constructed around them neatly to prevent leakage along their outer surfaces.

When constructing a new drainage structure within a run of existing pipe, the section of existing pipe disturbed by the construction shall be replaced with new pipe of identical type and size extending from the drainage structure to the nearest joint of the existing pipe in accordance with 6.86.03 or as directed by the Engineer.

Backfilling shall be performed in accordance with 2.86.03.

Frames, covers and tops which are to be reset shall be removed from their present beds, the walls or sides shall be rebuilt to conform to the requirements of the new construction and the frames, covers and tops shall be reset as shown on the plans or as directed by the Engineer.

#### **5.86.4 —Method of Measurement:**

**Drainage Trench Excavation:** In accordance with 2.86.04, excavation for drainage trench will not be measured for payment but shall be included in the Contract unit price for the type of structure being installed.

**Rock in Drainage Trench Excavation:** Rock in Drainage Trench Excavation will be measured in accordance with the drainage trench excavation limits described in 2.86.03.

**Manholes, Catch Basins and Drop Inlets** will be measured as separate units.

**Resetting of Manholes, Catch Basins and Drop Inlets** will be measured as separate units.

**Replacement of frames, covers, and tops** will be measured as a unit for catch basin top or manhole frame and cover.

**Conversion of drainage structures** as specified on the plans, or as directed by the Engineer, including structure reconstruction will be measured for payment as a unit.

**Removal or abandonment of drainage structures** outside of drainage trench excavation limits, as defined in 2.86.03, will be measured as separate units.

There will be no measurement or direct payment for the application of the protective compound material, the cost of this work shall be considered as included in the general cost of the work.

Measurement for payment for work and materials involved with installing pipes to connect new drainage structures into a run of existing pipe will be as provided for under the applicable Contract items in accordance with 6.86.04.

There will be no measurement or direct payment for plugging existing pipes with cement masonry, the cost of this work will be considered as included in the general cost of the work.

#### **5.86.5 —Basis of Payment:**

**Drainage Trench Excavation** for the installation of proposed structures described herein will be paid for under the respective drainage Contract item(s) for which the excavation is being performed, in accordance with the provisions of 2.86.05.

**Rock in Drainage Trench Excavation** will be paid for in accordance with the provisions of 2.86.05.

**Manholes and Catch Basins** will be paid for at the Contract unit price for each "Manhole," or "Catch Basin," of the type specified, at "0' to 10' Deep" or "0' to 20' Deep," complete in place, which price shall include all excavation, backfill, materials, equipment, tools and labor incidental thereto.

**Drop Inlets** will be paid for at the Contract unit price for each "Drop Inlet," of the type specified, complete in place, which price shall include all excavation, backfill, materials, equipment, tools and labor incidental thereto.

**Manholes, Catch Basins and Drop Inlets** constructed to modified dimensions as directed by the Engineer, will be paid for as follows:

Where the interior floor area has to be increased to accommodate existing field conditions, as measured horizontally at the top of the base of the completed structure, and does not exceed 125% of the interior floor area as shown on the plans for that structure, then the structure shall be paid for at the Contract unit price for each "Manhole," "Catch Basin," or "Drop Inlet" of the type specified. Where the floor area is greater than 125%, the increase in the unit price for the individual structure shall be in direct proportion to the increase of the completed structure interior floor area as compared to the interior floor area as shown on the plans for that structure. Such increased unit price shall include all excavation, materials, equipment, tools, and labor incidental to the completion of the structure.

**Reset Units** will be paid for at the Contract unit price each for "Reset Manhole," "Reset Catch Basin," or "Reset Drop Inlet," of the type specified, respectively, complete in place, which price shall include excavation, cutting of pavement, removal and replacement of pavement structure, and all materials, equipment, tools and labor incidental thereto, except when the work requires reconstruction greater than 3 feet, measured vertically, then the entire cost of resetting the unit will be paid for as Extra Work in accordance with the provisions of 1.04.05.

**Frames, Covers, and Tops** when required in connection with reset units, will be paid for at the Contract unit price each for such "Manhole Frame and Cover" or "(Type) Catch Basin Top," complete in place, including all incidental expense; or when no price exists, the furnishing and placing of such material will be paid for as Extra Work in accordance with the provisions of 1.04.05.

When the catch basin top has a stone or granite curb in its design, the curb or inlet shall be included in the cost of the "(Type) Catch Basin Top."

**Conversion of drainage structures** will be paid for at the Contract unit price each for "Convert Catch Basin to (Type) Catch Basin," "Convert Catch Basin to (Type) Manhole," or



"Convert Manhole to (Type) Catch Basin," complete in place, which price shall include excavation, cutting of pavement, removal and replacement of pavement, backfill, all alterations to existing structure, all materials including catch basin frame and grate of the type specified, or manhole frame and cover, all equipment, tools and labor incidental thereto.

The maximum change in elevation of frame under these items shall not exceed 3 feet. Greater depth changes, if required, shall be paid for as Extra Work, in accordance with 1.04.05.

**Removal or abandonment of drainage structures** outside of drainage trench excavation limits as defined in 2.86.03 will be paid for at the Contract unit price each for "Remove Drainage Structure – 0' to 10' Deep," "Remove Drainage Structure – 0' to 20' Deep," or "Abandon Drainage Structure," which price shall include excavation, cutting of pavement, removal and replacement of pavement, backfill, and all equipment, tools and labor incidental thereto.

Pay Item	Pay Unit
(Type) Catch Basin – 0' to 10' Deep	ea.
(Type) Catch Basin – 0' to 20' Deep	ea.
Manhole (Size) – 0' to 10' Deep	ea.
Manhole (Size) – 0' to 20' Deep	ea.
(Type) Drop Inlet	ea.
Reset Catch Basin	ea.
Reset Manhole	ea.
Reset Drop Inlet	ea.
Convert Catch Basin to (Type) Catch Basin	ea.
Convert Catch Basin to (Type) Manhole	ea.
Convert Manhole to (Type) Catch Basin	ea.
Manhole Frame and Cover	ea.
(Type) Catch Basin Top	ea.
Remove Drainage Structure – 0' to 10' Deep	ea.
Remove Drainage Structure – 0' to 20' Deep	ea.
Abandon Drainage Structure	ea.

## **SECTION 6.86 - DRAINAGE PIPES, DRAINAGE PIPE ENDS**

**6.86.01—Description 6.86.02—  
Materials 6.86.03—Construction  
Methods 6.86.04—Method of  
Measurement 6.86.05—Basis of  
Payment**

**6.86.1 —Description:** This work shall consist of furnishing, preparing and installing drainage pipes of the size and type specified, bedding material, joint sealant, rubber gaskets, clamps, collars, grout, grout collars, drainage trench excavation, backfilling or satisfactory disposal of all materials, the removal of which is necessary for the proper completion of the work, connecting proposed drainage systems to existing systems, plugging or abandoning existing pipes and removal of existing pipe within trench limits, as shown on the plans or as directed by the Engineer.

This Section shall also include removal of drainage pipes outside of drainage trench excavation limits, as defined in 2.86.03-1.

**6.86.2 —Materials:** The materials for this work shall meet the following requirements: Drainage Pipe, Drainage Pipe Ends, Sealers, Gaskets and connection hardware shall meet the requirements of M.08.01.

Bedding Material shall meet the requirements of M.08.03-1.

Granular Fill, if necessary, shall meet the requirements of M.02.01.

Brick Masonry shall meet the requirements of M.11.03 and Mortar shall meet the requirements of M.11.04.

Concrete used for Concrete Pipe Connections shall be Class “F” Concrete meeting the requirements of M.03.

### **6.86.3 —Construction Methods:**

- (1) **Drainage Trench Excavation:** Drainage trench excavation and backfilling shall be performed in accordance with 2.86.03 and the requirements of the plans.

Where drainage pipe is to be laid below the surface, a drainage trench shall be excavated to the required depth, the bottom of which shall be graded to the elevation of the bottom of the bedding material.

Where drainage pipe is to be laid in a fill area, the embankment shall be placed and compacted to a minimum elevation 12 inches above the top of the proposed pipe, whereupon the drainage trench excavation shall be performed and the pipe installed.

- (2) **Rock in Drainage Trench Excavation:** When rock, as defined in 2.86.01-2, is encountered, work shall be performed in accordance with 2.86.03 and the requirements of the plans.
- (3) **Drainage Pipe Installation:** New or re-laid drainage pipes shall be installed on 4 inches of bedding material (12 inches if over rock in ledge formation), the details as shown on the plans, or as directed by the Engineer. Prior to placement of the drainage pipe, in accordance with the plans, bedding material shall be pre-shaped to 10% of the total height

of the pipe in order to keep the pipe in the center of the trench. Following placement of the drainage pipe, bedding material backfill shall be placed in accordance with the following table:

<b>Internal Pipe Diameter</b>	<b>Required Bedding Material Backfill</b>
< 48 inches *	25% of total height of the pipe
≥ 48 inches *	12 inches above the top of the pipe
*Includes pipe arch of equivalent internal horizontal span See Standard Drawing	

The placement of the drainage pipe shall start at the downstream end and progress upstream or as shown on the plans, or as directed by the Engineer. All drainage pipes shall be carefully laid in the center of the drainage trench, true to the lines and grades given. Bell ends shall face upgrade and all joints shall be tight.

Joints in concrete pipe shall be sealed with cold-applied bituminous sealer, preformed plastic gaskets or flexible, watertight, rubber-type gaskets. Portland cement mortar shall not be used for sealing pipe joints except with permission of the Engineer.

When cold-applied bituminous sealer is used, the bell and spigot ends shall be wiped clean and dry before applying the bituminous sealer to the pipe ends. Before the drainage pipes are placed in contact with each other, the spigot or tongue end shall be completely covered with bituminous sealer; then the pipe shall be laid to line and grade so the inside surface of all abutting pipes are flush. Additional bituminous sealer shall be applied to the joint after the connection has been made to ensure a water tight connection.

Where the end of an existing drainage pipe is not compatible with the end of a proposed concrete pipe, the Contractor shall align the inner diameters of the pipes being connected, butt the pipe ends together, and construct a cast-in-place concrete pipe connection, as shown in the plans. Incompatible bell/spigot or tongue/groove ends shall be cut off as required to ensure the interior drainage pipe walls are aligned to provide a smooth transition between the pipes.

Metal pipe and pipe arches shall be carefully joined and firmly clamped together by approved connecting bands, which shall be properly bolted in place before any backfill is placed.

Newly installed drainage pipe which is not in true alignment, or which shows any settlement or distortion, shall be reinstalled in accordance with 1.05.03.

When drainage pipe outside of proposed drainage trench limits is to be removed, it shall be removed to the limits shown on the plans and all remaining pipes shall be plugged with cement masonry.

Where shown on the plans or directed by the Engineer, the Contractor shall plug abandoned existing pipes with cement masonry.

- (4) **Drainage Pipe End Installation:** Reinforced concrete drainage pipe ends shall be placed on a prepared bed of the existing ground and accurately aligned as shown on the plans. The joints shall be sealed as specified in 6.86.03-3 and backfill shall be placed around both sides of the unit simultaneously to the elevation shown on the plans.

Metal drainage pipe ends shall be placed on a prepared bed of the existing ground and accurately aligned as shown on the plans. After the attachment of the drainage pipe end, backfill shall be placed around both sides of the unit up to the elevation shown on the plans, exercising caution to avoid displacement or deformation of the unit.

**6.86.4 —Method of Measurement:** This work will be measured as follows:

**Drainage Trench Excavation**, in accordance with 2.86.04, will not be measured for payment.

**Rock in Drainage Trench Excavation** will be measured in accordance with 2.86.04.

**Bedding Material** will not be measured for payment.

**New and Re-laid Pipes and Pipe Arches** will be measured for payment by the actual number of linear feet of pipe or pipe arch of the various sizes and types, completed and accepted and measured in place along the invert. Coupling bands and fittings for pipes and pipe arches will not be measured for payment.

**Reinforced Concrete Drainage Pipe Ends and Metal Drainage Pipe Ends** will be measured for payment as separate units.

**Corrugated Metal Pipe Elbows** (of the Size and Type specified) will be measured for payment by the actual number of linear feet of pipe elbows completed and accepted, based on 6 linear feet per elbow, as shown on the plans. Coupling bands for elbows will not be measured for payment.

**Concrete Pipe Connection** will be measured for payment by the number of each concrete pipe connection constructed at locations where proposed concrete pipes tie into an existing pipe with an incompatible end, completed and accepted by the Engineer.

**Removal of drainage pipe** outside of drainage trench excavation limits, as defined in 2.86.03, will be measured for payment by the actual number of linear feet of drainage pipe removed.

There will be no measurement for plugging existing pipes with cement masonry.

**6.86.5 —Basis of Payment:**

**Drainage Trench Excavation** for the installation of drainage pipes will not be paid separately but shall be included in the Contract unit price for the respective drainage pipe or pipe end item(s), in accordance with the provisions of 2.86.05.

**Rock in Drainage Trench Excavation** will be paid for in accordance with the provisions of 2.86.05.

**Bedding Material** necessary for the installation of drainage items described herein will be included in the Contract unit price for the respective drainage pipe or pipe end item(s). Bedding material required to fill voids when rock in drainage trench is encountered will not be measured for payment but shall be included in the Contract unit price for "Rock in Drainage Trench Excavation," in accordance with 2.86.05.

**New Pipes and Pipe Arches** will be paid for at the Contract unit price per linear foot for "(Size and Type) Pipe (Thickness) – 0' to 10' Deep," "(Size and Type) Pipe (Thickness) – 0' to 20' Deep," "(Size) Pipe Arch (Thickness) – 0' to 10' Deep" or "(Size) Pipe Arch (Thickness) – 0' to 20' Deep" complete in place, including materials, drainage trench excavation, bedding material, equipment, tools, and labor incidental thereto.

**Relaid Pipes and Pipe Arches** will be paid for at the Contract unit price per linear foot for "Relaid Pipe (Size and Type) – 0' to 10' Deep," "Re-laid Pipe (Size and Type) – 0' to 20' Deep," "Relaid Pipe Arch (Size and Type) – 0' to 10' Deep," or "Relaid Pipe Arch (Size and Type) – 0' to 20' Deep," complete in place, including all materials, drainage trench excavation, bedding material, equipment, tools, and labor incidental thereto.

**Reinforced Concrete Drainage Pipe Ends and Metal Drainage Pipe Ends** will be paid for at the Contract unit price for each drainage pipe end of the Size and Type specified, complete in place, including all excavation, materials, attachment systems, equipment, tools and labor incidental thereto.

**Corrugated Metal Pipe Elbows** will be paid for at the Contract unit price per linear foot for "(Size and Type) Corrugated Metal Pipe Elbow" including all materials, drainage trench excavation, bedding material, equipment, tools, and labor incidental thereto.

**Concrete Pipe Connection** will be paid for at the Contract unit price each for "Concrete Pipe Connection" complete in place, including all materials, equipment, tools and labor incidental thereto.

**Removal of drainage pipes** of all types and sizes, outside of drainage trench excavation limits, as defined in 2.86.03-1, will be paid for at the Contract unit price per linear foot for "Remove Existing Pipe – 0' to 10' Deep," or "Remove Existing Pipe – 0' to 20' Deep," which price shall include excavation, temporary trench protection, backfill, and all equipment, tools and labor incidental thereto.

There will be no direct payment for the plugging of existing drainage pipes, but the cost thereof shall be included in the respective drainage Contract item(s).

Pay Item	Pay Unit
(Size and Type) Pipe (Thickness) – 0' to 10' Deep	l.f.
(Size and Type) Pipe (Thickness) – 0' to 20' Deep	l.f.
(Size and Type) Pipe Arch (Thickness) – 0' to 10' Deep	l.f.
(Size and Type) Pipe Arch (Thickness) – 0' to 20' Deep	l.f.
Relaid (Size and Type) Pipe– 0' to 10' Deep	l.f.
Relaid (Size and Type) Pipe– 0' to 20' Deep	l.f.
(Size and Type) Relaid Pipe Arch – 0' to 10' Deep	l.f.
(Size and Type) Relaid Pipe Arch – 0' to 20' Deep	l.f.
(Size) Reinforced Concrete Drainage Pipe End	ea.
(Size) Metal Drainage Pipe End	ea.
(Size and Type) Corrugated Metal Pipe Elbow	l.f.
Concrete Pipe Connection	ea.
Remove Existing Pipe – 0' to 10' Deep	l.f.
Remove Existing Pipe – 0' to 20' Deep	l.f.

## **SECTION 10.00 - GENERAL CLAUSES FOR HIGHWAY ILLUMINATION AND TRAFFIC SIGNAL PROJECTS**

### **Article 10.00.03 – Plans:**

In the first paragraph, replace the 2<sup>nd</sup>, 3<sup>rd</sup>, and 4<sup>th</sup> sentences with the following:

The Contractor shall digitally mark, in red, any changes on the plan(s) using a pdf program.

The Contractor shall submit the digital pdf file(s) to the Engineer and to [DOT.TrafficElectrical@ct.gov](mailto:DOT.TrafficElectrical@ct.gov), for Traffic Signals, prior to requesting the Functional Inspection.

Also prior to requesting the Functional Inspection, the Contractor shall deliver to the Engineer the following:

In the first paragraph, last sentence, in item no. 1, replace “Four (4)” with “Digital PDF Files and Five (5)” [paper prints of schematics and wiring diagrams...].

**Article 10.00.10 Section 3.** Functional Inspection, first paragraph after the 2<sup>nd</sup> sentence: Add the following:

The Contractor shall have a bucket truck with crew on site during the Functional Inspection to make any necessary aerial signal adjustments as directed by the Engineer.

**Article 10.00.12 - Negotiations with utility company:** Add the following:

The Contractor shall give notice to utility companies a minimum of 30 days prior to required work or services to the utility company. Refer to Section 1.07 – Legal Relations and Responsibilities for the list of utility companies and representatives the contractor shall use.

The Contractor shall perform all work in conformance with Rules and Regulations of Public Utility Regulatory Authority (PURA) concerning Traffic Signals attached to Public Service Company Poles. The Contractor is cautioned that there may be energized wires in the vicinity of the specified installations. In addition to ensuring compliance with NESC and OSHA regulations, the Contractor and/or its Sub-Contractors shall coordinate with the appropriate utility company for securing/protecting the site during the installation of traffic signal mast arms, span poles or illumination poles.

When a span is attached to a utility pole, the Contractor shall ensure the anchor is in line with the proposed traffic signal span wire. More than 5 degree deviation will lower the holding strength and is not allowed. The Contractor shall provide any necessary assistance required by the utility company, and ensure the anchor and guy have been installed and properly tensioned prior to attaching the span wire to the utility pole.

## **SECTION 12.00 – GENERAL CLAUSES FOR HIGHWAY SIGNING**

### **Description:**

Work under this item shall conform to the requirements of Section 12.00 supplemented as follows:

#### **12.00.07 – Global Positioning System (GPS) coordinates for signs:**

The Contractor shall obtain and provide to the Engineer sign installation data, including Global Positioning System (GPS) latitude and longitude coordinates, for all new permanent State owned and maintained signs (temporary and construction signs are not to be included) installed in the project. The Engineer shall forward the sign data to the Division of Traffic Engineering for upload into the Highway Sign Inventory and Maintenance Management Program (SIMS). Sign data submissions or questions relating to SIMS or GPS shall be sent to [DOT-SignInventory@ct.gov](mailto:DOT-SignInventory@ct.gov).

The horizontal datum is to be set to the State Plane Coordinate System, North American Datum of 1983 (NAD83) in feet. The minimum tolerance must be within 10 feet. The format of the GPS information shall be provided in a Microsoft Office compatible spreadsheet (Excel) file with data for each sign. The record for each sign installed is to be compatible with the anticipated CTDOT Sign Inventory and Management System (CTSIMS). The following format shall be used. However, the data fields noted by “#” are not required for the project submission. These entries will be completed as part of the Traffic Engineering CTSIMS data upload.

The cost of this work shall be included in the cost of the respective sign face – sheet aluminum and sign face – extruded aluminum items. The receipt of this electronic database must be received and accepted by the Engineer prior to final payment for items involving permanent highway signing. The electronic database information shall detail information regarding the sign actually installed by the project.

Field Number	Type	size	Description
1	text	20	Record Number (starting at 1...)
2	text	20	Sign Catalog Number
# 3	text	10	Size Height
# 4	text	10	Size Width
5	text	25	Legend
# 6	text	10	Background Color
# 7	text	10	Copy Color
8	Link	25	Material (see acceptable categories)
9	text	30	Comments if any
# 10	text	20	MUTCD Type
11	text	15	Town
12	text	5	Route
13	text	5	Route direction

#	14	text	10	Highway Log Mileage
	15	text	15	Latitude
	16	text	15	Longitude
	17	text	25	Mounting Type
	18	text	25	Reflective Sheeting Type
	19	date	25	Date Installed
	20	text	10	Number of Posts
	21	text	255	Sheeting Manufacturer name and address
	22	text	15	State Project Number (or)
	23	text	15	Encroachment Permit number.
	24	Graphic	*	Sign Picture Graphic.

\* Graphics provided shall be representative of the sign supplied and be in color. Graphic formats shall be either JPG or TIFF and provided with a recommended pixel density of 800 x 600. The graphic shall be inserted in the supplied media in field 24 for each sign.



## **SECTION M.04 - BITUMINOUS CONCRETE MATERIALS**

Section M.04 is being deleted in its entirety and replaced with the following:

### **M.04.01—Bituminous Concrete Materials and Facilities M.04.02— Mix Design and Job Mix Formula (JMF) M.04.03—Production Requirements**

**M.4.1 —Bituminous Concrete Materials and Facilities:** Each source of material, Plant, and laboratory used to produce and test bituminous concrete must be qualified on an annual basis by the Engineer. AASHTO or ASTM Standards noted with an (M) have been modified and are detailed in Table M.04.03-5.

Aggregates from multiple sources of supply must not be blended or stored in the same stockpile.

**1. Coarse Aggregate:** All coarse aggregate shall meet the requirements listed in M.01.

**2. Fine Aggregate:** All fine aggregate shall meet the requirements listed in M.01.

**3. Mineral Filler:** Mineral filler shall conform to the requirements of AASHTO M 17.

**4. Performance Graded (PG) Asphalt Binder:**

**(a) General:**

- i. PG asphalt binder shall be uniformly mixed and blended and be free of contaminants such as fuel oils and other solvents. Binder shall be properly heated and stored to prevent damage or separation.
- ii. The binder shall meet the requirements of AASHTO M 332 and shall be graded or verified in accordance with AASHTO R 29. The Contractor shall submit a Certified Test Report and bill of lading representing each delivery in accordance with AASHTO R 26(M). The Certified Test Report must also indicate the binder specific gravity at 77°F; rotational viscosity at 275°F and 329°F; and the mixing and compaction viscosity-temperature chart for each shipment.
- iii. The Contractor shall submit the name(s) of personnel responsible for receipt, inspection, and record keeping of PG binder. Contractor Plant personnel shall document specific storage tank(s) where binder will be transferred and stored until used and provide binder samples to the Engineer upon request. The person(s) shall assure that each shipment is accompanied by a statement certifying that the transport vehicle was inspected before loading was found acceptable for the material shipped and that the binder is free of contamination from any residual material, along with 2 copies of the bill of lading.
- iv. The blending or combining of PG binders in 1 storage tank at the Plant from different suppliers, grades, or additive percentages is prohibited.

**(b) Basis of Approval:** The request for approval of the source of supply shall list the location where the material will be manufactured, and the handling and storage methods, along with necessary certification in accordance with AASHTO R 26(M). Only suppliers/refineries that have an approved “Quality Control Plan for Performance Graded Binders” formatted in accordance with AASHTO R 26(M) may supply PG binders to Department projects.

**(c) Standard Performance Grade (PG) Binder:**

- i. Standard PG binder shall be defined as “Neat.” Neat PG binders shall be free from modification with: fillers, extenders, reinforcing agents, adhesion promoters,

thermoplastic polymers, acid modification and other additives such as re-refined motor oil, and shall indicate such information on each bill of lading and Certified Test Report.

- ii. The standard asphalt binder shall be PG 64S-22.

**(d) Modified Performance Grade (PG) Binder:** The modified asphalt binder shall be Performance Grade PG 64E-22 asphalt modified solely with a Styrene-Butadiene-Styrene (SBS) polymer. The polymer modifier shall be added at either the refinery or terminal and delivered to the bituminous concrete production facility as homogenous blend. The stability of the modified binder shall be verified in accordance with ASTM D7173 using the Dynamic Shear Rheometer (DSR). The DSR  $G^*/\sin(\delta)$  results from the top and bottom sections of the ASTM D7173 test shall not differ by more than 10%. The results of ASTM D7173 shall be included on the Certified Test Report. The binder shall meet the requirements of AASHTO M 332 (including Appendix X1) and AASHTO R 29.

**(e) Warm Mix Additive or Technology:**

- i. The warm mix additive or technology must be listed on the North East Asphalt User Producer Group (NEAUPG) Qualified Warm Mix Asphalt (WMA) Technologies List at the time of bid, which may be accessed online at <http://www.neaupg.uconn.edu>.
- ii. The warm mix additive shall be blended with the asphalt binder in accordance with the manufacturer's recommendations.
- iii. The blended binder shall meet the requirements of AASHTO M 332 and shall be graded or verified in accordance with AASHTO R 29 for the specified binder grade. The Contractor shall submit a Certified Test Report showing the results of the testing demonstrating the binder grade. In addition, it must include the grade of the virgin binder, the brand name of the warm mix additive, the manufacturer's suggested rate for the WMA additive, the water injection rate (when applicable), and the WMA Technology manufacturer's recommended mixing and compaction temperature ranges.

## **5. Emulsified Asphalts:**

**(a) General:**

- i. The emulsified asphalt shall meet the requirements of AASHTO M 140(M) or AASHTO M 208 as applicable.
- ii. The emulsified asphalts shall be free of contaminants such as fuel oils and other solvents.
- iii. The blending at mixing Plants of emulsified asphalts from different suppliers is prohibited.

**(b) Basis of Approval:**

- i. The request for approval of the source of supply shall list the location where the material is manufactured, the handling and storage methods, and certifications in accordance with AASHTO R 77. Only suppliers that have an approved "Quality Control Plan for Emulsified Asphalt" formatted in accordance with AASHTO R 77 and that submit monthly split samples per grade to the Engineer may supply emulsified asphalt to Department projects.
- ii. Each shipment of emulsified asphalt delivered to the Project site shall be accompanied with the corresponding Certified Test Report listing Saybolt viscosity, residue by evaporation, penetration of residue, and weight per gallon at 77°F and Material Certificate.
- iii. Anionic emulsified asphalts shall meet the requirements of AASHTO M-140. Materials

used for tack coat shall not be diluted and meet grade RS-1 or RS-1h. When ambient temperatures are 80°F and rising, grade SS-1 or SS-1h may be substituted if permitted by the Engineer.

- iv. Cationic emulsified asphalt shall meet the requirements of AASHTO M-208. Materials used for tack coat shall not be diluted and meet grade CRS-1. The settlement and demulsibility test will not be performed unless deemed necessary by the Engineer. When ambient temperatures are 80°F and rising, grade CSS-1 or CSS-1h may be substituted if permitted by the Engineer.

#### **6. Reclaimed Asphalt Pavement (RAP):**

(a) General: RAP is a material obtained from the cold milling or removal and processing of bituminous concrete pavement. RAP material shall be crushed to 100% passing the 1/2 inch sieve and free from contaminants such as joint compound, wood, plastic, and metals.

(b) Basis of Approval: The RAP material will be accepted on the basis of one of the following criteria:

- i. When the source of all RAP material is from pavements previously constructed on Department projects, the Contractor shall provide a Materials Certificate listing the detailed locations and lengths of those pavements and that the RAP is only from those locations listed.
- ii. When the RAP material source or quality is not known, the Contractor shall request approval from the Engineer at least 30 calendar days prior to the start of the paving operation. The request shall include a Material Certificate and applicable test results stating that the RAP consists of aggregates that meet the specification requirements of M.04.01-1 through M.04.01-3 and that the binder in the RAP is substantially free of solvents, tars and other contaminants. The Contractor is prohibited from using unapproved material on Department projects and shall take necessary action to prevent contamination of approved RAP stockpiles. Stockpiles of unapproved material shall remain separate from all other RAP materials at all times. The request for approval shall include the following:
  - 1. A 50-lb. sample of the RAP to be incorporated into the recycled mixture.
  - 2. A 25-lb. sample of the extracted aggregate from the RAP.

#### **7. Crushed Recycled Container Glass (CRCG):**

(a) Requirements: The Contractor may propose to use clean and environmentally-acceptable CRCG in an amount not greater than 5% by weight of total aggregate.

(b) Basis of Approval: The Contractor shall submit to the Engineer a request to use CRCG. The request shall state that the CRCG contains no more than 1% by weight of contaminants such as paper, plastic, and metal and conforms to the following gradation:

<b>CRCG Grading Requirements</b>	
<u>Sieve Size</u>	<u>Percent Passing</u>
3/8 inch	100
No. 4	35-100
No. 200	0.0-10.0

The Contractor shall submit a Material Certificate to the Engineer stating that the CRCG complies with all the applicable requirements in this Section.

**8. Joint Seal Material:** Joint seal material must meet the requirements of ASTM D6690 - Type 2. The Contractor shall submit a Material Certificate in accordance with 1.06.07 certifying that the joint seal material meets the requirements of this Section.

**9. Recycled Asphalt Shingles (RAS):** RAS shall consist of processed asphalt roofing shingles from post-consumer asphalt shingles or from manufactured shingle waste. The RAS material under consideration for use in bituminous concrete mixtures must be certified as being asbestos-free and shall be entirely free of whole, intact nails. The RAS material shall meet the requirements of AASHTO MP 23.

The Producer shall test the RAS material to determine the asphalt content and the gradation of the RAS material. The Producer shall take necessary action to prevent contamination of RAS stockpiles.

The Contractor shall submit a Material Certificate to the Engineer stating that the RAS complies with all the applicable requirements in this Section.

**10. Plant Requirements:**

(a) General: The Plant producing bituminous concrete shall comply with AASHTO M 156.

(b) Storage Silos: The Contractor may use silos for short-term storage with the approval of the Engineer. A storage silo must have heated cones and an unheated silo cylinder if it does not contain a separate internal heating system. When multiple silos are filled, the Contractor shall discharge 1 silo at a time. Simultaneous discharge of multiple silos for the same Project is not permitted.

Type of silo cylinder	Maximum storage time for all classes (hr)	
	<u>HMA</u>	<u>WMA/PMA</u>
Open Surge	4	Mfg Recommendations*
Unheated - Non-insulated	8	Mfg Recommendations*
Unheated - Insulated	18	Mfg Recommendations*
Heated - No inert gas	TBD by the Engineer	TBD by the Engineer

\*Not to exceed HMA limits

(c) Documentation System: The mixing Plant documentation system shall include equipment for accurately proportioning the components of the mixture by weight and in the proper order, controlling the cycle sequence, and timing the mixing operations. Recording equipment shall monitor the batching sequence of each component of the mixture and produce a printed record of these operations on each Plant ticket, as specified herein.

If recycled materials are used, the Plant tickets shall include their dry weight, percentage, and daily moisture content.

If a WMA Technology is added at the Plant, the Plant tickets shall include the actual dosage rate.

For drum Plants, the Plant ticket shall be produced at 5 minute intervals and maintained by the vendor for a period of 3 years after the completion of the Project.

For batch Plants, the Plant ticket shall be produced for each batch and maintained by the vendor for a period of 3 years after the completion of the Project. In addition, an asterisk (\*)

shall be automatically printed next to any individual batch weight(s) exceeding the following tolerances:

Each Aggregate Component	$\pm 1.5\%$ of individual or cumulative target weight for each bin
Mineral Filler	$\pm 0.5\%$ of the total batch
Bituminous Material	$\pm 0.1\%$ of the total batch
Zero Return (Aggregate)	$\pm 0.5\%$ of the total batch
Zero Return (Bituminous Material)	$\pm 0.1\%$ of the total batch

The entire batching and mixing interlock cut-off circuits shall interrupt and stop the automatic batching operations when an error exceeding the acceptable tolerance occurs in proportioning. The scales shall not be manually adjusted during the printing process. In addition, the system shall be interlocked to allow printing only when the scale has come to a complete rest. A unique printed character (m) shall automatically be printed on the truck and batch plant printout when the automatic batching sequence is interrupted or switched to auto-manual or full manual during proportioning.

(d) Aggregates: Aggregate stockpiles shall be managed to prevent segregation and cross contamination. For drum Plants only, the percent moisture content, at a minimum prior to production and half way through production, shall be determined.

(e) Mixture: The dry and wet mix times shall be sufficient to provide a uniform mixture and a minimum particle coating of 95% as determined by AASTO T 195(M).

Bituminous concrete mixtures shall contain no more than 0.5% moisture when tested in accordance with AASHTO T 329.

(f) RAP: RAP moisture content shall be determined a minimum of twice daily (prior to production and halfway through production).

(g) Asphalt Binder: A binder log shall be submitted to the Department's Central Lab on a monthly basis.

(h) Warm mix additive: For mechanically foamed WMA, the water injection rate shall be monitored during production and not exceed 2.0% by total weight of binder. For additive added at the Plant, the dosage rate shall be monitored during production.

(i) Testing Laboratory: The Contractor shall maintain a laboratory to test bituminous concrete mixtures during production. The laboratory shall have a minimum of 300 s.f., have a potable water source and drainage in accordance with the CT Department of Public Health Drinking Water Division, and be equipped with all necessary testing equipment as well as with a PC, printer, and telephone with a dedicated hard-wired phone line. In addition, the PC shall have a high speed internet connection and a functioning web browser with unrestricted access to <https://ctmail.ct.gov>. This equipment shall be maintained in working order at all times and be made available for use by the Engineer.

The laboratory shall be equipped with a heating system capable of maintaining a minimum temperature of 65°F. It shall be clean and free of all materials and equipment not associated with the laboratory. Sufficient light and ventilation must be provided. During summer months

adequate cooling or ventilation must be provided so the indoor air temperature shall not exceed the ambient outdoor temperature.

The laboratory testing apparatus, supplies, and safety equipment shall be capable of performing all the applicable tests in their entirety that are referenced in AASHTO R 35 and AASHTO M 323. The Contractor shall ensure that the Laboratory is adequately supplied at all times during the course of the Project with all necessary testing materials and equipment.

The Contractor shall maintain a list of laboratory equipment used in the acceptance testing processes including, but not limited to, balances, scales, manometer/vacuum gauge, thermometers, and gyratory compactor, clearly showing calibration and/or inspection dates, in accordance with AASHTO R 18. The Contractor shall notify the Engineer if any modifications are made to the equipment within the laboratory. The Contractor shall take immediate action to replace, repair, or recalibrate any piece of equipment that is out of calibration, malfunctioning, or not in operation.

#### **M.4.2 —Mix design and Job Mix Formula (JMF)**

##### **1. Curb Mix:**

(a) Requirements: The Contractor shall use bituminous concrete that meets the requirements of Table M.04.02-1. RAP may be used in 5% increments by weight up to 30%.

(b) Basis of Approval: Annually, an approved JMF based on a mix design for curb mix must be on file with the Engineer prior to use.

The Contractor shall test the mixture for compliance with the submitted JMF and Table M.04.02-1. The maximum theoretical density (Gmm) will be determined by AASHTO T 209. If the mixture does not meet the requirements, the JMF shall be adjusted within the ranges shown in Table M.04.02-1 until an acceptable mixture is produced.

An accepted JMF from the previous operating season may be acceptable to the Engineer provided that there are no changes in the sources of supply for the coarse aggregate, fine aggregate, recycled material (if applicable) and the Plant operation had been consistently producing acceptable mixture.

Any change in component source of supply or consensus properties must be approved by the Engineer. A revised JMF shall be submitted prior to use.

**TABLE M.04.02-1:  
Control Points for Curb Mix Mixtures**

Mix	Curb Mix	Production Tolerances from JMF Target
Grade of PG Binder content %	PG 64S-22 6.5 - 9.0	0.4
Sieve Size		
No. 200	3.0 - 8.0 (b)	2.0
No. 50	10 - 30	4
No. 30	20 - 40	5
No. 8	40 - 70	6
No. 4	65 - 87	7
1/4 inch		
3/8 inch	95 - 100	8
1/2 inch	100	8
3/4 inch		8
1 inch		
2 inch		
Additionally, the fraction of material retained between any 2 consecutive sieves shall not be less than 4%.		
Mixture Temperature		
Binder	325°F maximum	
Aggregate	280-350°F	
Mixtures	265-325°F	
Mixture Properties		
Air Voids (VA) %	0 – 4.0 (a)	
Notes: (a) Compaction Parameter 50 gyrations (N <sub>des</sub> ) (b) The percent passing the No. 200 sieve shall not exceed the percentage of bituminous asphalt binder.		

## **2. Superpave Design Method – S0.25, S0.375, S0.5, and S1:**

(a) **Requirements:** All designated mixes shall be designed using the Superpave mix design method in accordance with AASHTO R 35. A JMF based on the mix design shall meet the requirements of Tables M.04.02-2 to M.04.02-5. Each JMF and component samples must be submitted no less than 7 days prior to production and must be approved by the Engineer prior to use. All JMFs expire at the end of the calendar year.

All aggregate component consensus properties and tensile strength ratio (TSR) specimens shall be tested at an AASHTO Materials Reference Laboratory (AMRL) by NETTCP Certified Technicians.

All bituminous concrete mixes shall be tested for stripping susceptibility by performing the TSR test procedure in accordance with AASHTO T 283(M) at a minimum every 36 months. The compacted specimens may be fabricated at the Plant and then tested at an AMRL accredited facility. A minimum of 45000 grams of laboratory or plant blended mixture and the corresponding complete Form MAT-412s shall be submitted to the Division of Material

Testing (DMT) for design TSR testing verification. The mixture submitted shall be representative of the corresponding mix design as determined by the Engineer.

- i. Superpave Mixtures with RAP: RAP may be used with the following conditions:
    - RAP amounts up to 15% may be used with no binder grade modification.
    - RAP amounts up to 20% may be used provided a new JMF is approved by the Engineer. The JMF submittal shall include the grade of virgin binder added. The JMF shall be accompanied by a blending chart and supporting test results in accordance with AASHTO M 323 Appendix X1, or by testing that shows the combined binder (recovered binder from the RAP, virgin binder at the mix design proportions, warm mix asphalt additive and any other modifier if used) meets the requirements of the specified binder grade.
    - Two (2) representative samples of RAP shall be obtained. Each sample shall be split, and 1 split sample shall be tested for binder content in accordance with AASHTO T 164 and the other in accordance with AASHTO T 308.
    - RAP material shall not be used with any other recycling option.
  - ii. Superpave Mixtures with RAS: RAS may be used solely in HMA S1 mixtures with the following conditions:
    - RAS amounts up to 3% may be used.
    - RAS total binder replacement up to 15% may be used with no binder grade modification.
    - RAS total binder replacement up to 20% may be used provided a new JMF is approved by the Engineer. The JMF submittal shall include the grade of virgin binder added. The JMF shall be accompanied by a blending chart and supporting test results in accordance with AASHTO M 323 Appendix X1, or by testing that shows the combined binder (recovered binder from the RAP, virgin binder at the mix design proportions, warm mix asphalt additive and any other modifier if used) meets the requirements of the specified binder grade.
    - Superpave Mixtures with RAS shall meet AASHTO PP 78 design considerations.
  - iii. Superpave Mixtures with CRCG: CRCG may be used solely in HMA S1 mixtures. One percent (1%) of hydrated lime, or other accepted non-stripping agent, shall be added to all mixtures containing CRCG. CRCG material shall not be used with any other recycling option.
- (b) Basis of Approval: The following information must be included in the JMF submittal:
- i. Gradation, consensus properties and specific gravities of the aggregate, RAP or RAS.
  - ii. Average asphalt content of the RAP or RAS by AASHTO T 164.
  - iii. Source of RAP or RAS and percentage to be used.
  - iv. Warm mix Technology, manufacturer's recommended additive rate and tolerances, and manufacturer recommended mixing and compaction temperatures.
  - v. TSR test report and anti-strip manufacturer and recommended dosage rate if applicable.
  - vi. Mixing and compaction temperature ranges for the mix with and without the warm-mix technology incorporated.
  - vii. JMF ignition oven correction factor by AASHTO T 308.

With each JMF submittal, the following samples shall be submitted to the Division of Materials Testing:

- 4 - one (1) quart cans of PG binder, with corresponding Safety Data Sheet (SDS)



- 1 - 50 lbs. bag of RAP
- 2 - 50 lbs. bags of Plant-blended virgin aggregate

A JMF may not be approved if any of the properties of the aggregate components or mix do not meet the verification tolerances as described in the Department's current QA Program for Materials, Acceptance and Assurance Testing Policies and Procedures.

Any material based on a JMF, once approved, shall only be acceptable for use when it is produced by the designated Plant, it utilizes the same components, and the production of material continues to meet all criteria as specified in Tables M.04.02-2, M.04.02-3 and M.04.02-4. A new JMF must be submitted to the Engineer for approval whenever a new component source is proposed.

Only 1 mix with 1 JMF will be approved for production at a time. Switching between approved JMF mixes with different component percentages or sources of supply is prohibited.

**TABLE M.04.02-2: Superpave Master Range for Bituminous Concrete Mixture Design Criteria**

	S0.25		S0.375		S0.5		S1	
Sieve	Control Points		Control Points		Control Points		Control Points	
inches	Min (%)	Max (%)	Min (%)	Max (%)	Min (%)	Max (%)	Min (%)	Max (%)
2.0	-	-	-	-	-	-	-	-
1.5	-	-	-	-	-	-	100	-
1.0	-	-	-	-	-	-	90	100
3/4	-	-	-	-	100	-	-	90
1/2	100	-	100	-	90	100	-	-
3/8	97	100	90	100	-	90	-	-
No. 4	72	90	-	72	-	-	-	-
No. 8	32	67	32	67	28	58	19	45
No. 16	-	-	-	-	-	-	-	-
No. 30	-	-	-	-	-	-	-	-
No. 50	-	-	-	-	-	-	-	-
No. 100	-	-	-	-	-	-	-	-
No. 200	2.0	10.0	2.0	10.0	2.0	10.0	1.0	7.0
VMA (%)	16.5 ± 1		16.0 ± 1		15.0 ± 1		13.0 ± 1	
VA (%)	4.0 ± 1		4.0 ± 1		4.0 ± 1		4.0 ± 1	
Gse	JMF value		JMF value		JMF value		JMF value	
Gmm	JMF ± 0.030		JMF ± 0.030		JMF ± 0.030		JMF ± 0.030	
Dust / effective binder	0.6 - 1.2		0.6 - 1.2		0.6 - 1.2		0.6 - 1.2	
TSR	≥ 80%		≥ 80%		≥ 80%		≥ 80%	
T-283 Stripping	Minimal as determined by the Engineer							

(c) Mix Status: Each facility will have each type of bituminous concrete mixture rated based on the results of the previous year of production. Mix status will be provided to each bituminous concrete Producer prior to the beginning of the paving season.

The rating criteria are based on compliance with Air Voids and Voids in Mineral Aggregate (VMA) as indicated in Table M.04.03-4 and are calculated as follows:

Criteria A: Percentage of acceptance test results with compliant air voids.

Criteria B: The average of the percentage of acceptance results with compliant VMA and the percentage of acceptance results with compliant air voids.

The final rating assigned will be the lower of the rating obtained with Criteria A or Criteria B.

Mix status is defined as:

“A” – Approved: Assigned to each mixture type from a production facility with a current rating of 70% or greater, or to each mixture type completing a successful PPT.

“PPT” – Pre-Production Trial: Temporarily assigned to each mixture type from a production facility when:

1. there are no compliant acceptance production test results submitted to the Department from the previous year;
2. there is a source change in one or more aggregate components;
3. there is a component percentage change of more than 5% by weight;
4. there is a change in RAP percentage;
5. the mixture has a rating of less than 70% from the previous season;
6. it is a new JMF not previously submitted; or
7. the average of 10 consecutive acceptance results for VFA, Density to  $N_{ini}$  or dust to effective binder ratio does not meet the criteria in tables M.04.02-2 and M.04.02-4.

Bituminous concrete mixtures rated with a “PPT” status cannot be used on Department projects. Testing shall be performed by the Producer with NETTCP certified personnel on material under this status. Test results must confirm that specification requirements in Tables M.04.02-2 through M.04.02-4 are met and the binder content (Pb) meets the requirements in Table M.04.03-2 before material can be used. One of the following methods must be used to verify the test results:

Option A: Schedule a day when a Department Inspector can be at the facility to witness testing

Option B: When the Contractor or their representative performs testing without being witnessed by an Inspector, the Contractor shall submit the test results and a split sample including 2 gyratory molds, 5,000 grams of boxed bituminous concrete, and 5,000 grams of cooled loose bituminous concrete for verification testing and approval

Option C: When the Contractor or their representative performs testing without being witnessed by a Department Inspector, the Engineer may verify the mix in the Contractor’s laboratory

Witnessing or verifying by the Department of compliant test results will change the mix’s status to “A”

The differences between the Department’s test results and the Contractor’s must be within the “C” tolerances included in the [Department’s QA Program for Materials, Acceptance and Assurance Testing Policies and Procedures](#) in order to be verified.

“U” – Not Approved: Status assigned to a type of mixture that does not have an approved JMF. Bituminous concrete mixtures with a “U” status cannot be used on Department projects.

**TABLE M.04.02-3:  
Superpave Consensus Properties Requirements for Combined Aggregate**

<b>Traffic Level</b>	<b>Design ESALs (80kN) Millions</b>	<b>Coarse Aggregate Angularity<sup>(1)</sup> ASTM D5821, Minimum %</b>	<b>Fine Aggregate Angularity AASHTO T 304, Method A Minimum %</b>	<b>Flat and Elongated Particles<sup>(2)</sup> ASTM D4791, Maximum %</b>	<b>Sand Equivalent AASHTO T 176, Minimum %</b>
1	< 0.3	55/- -	40	10	40
2	0.3 to < 3.0	75/- -	40	10	40
3	≥ 3.0	95/90	45	10	45
<b>Notes:</b> <sup>(1)</sup> 95/90 denotes that a minimum of 95% of the coarse aggregate, by mass, shall have one fractured face and that a minimum of 90% shall have two fractured faces. <sup>(2)</sup> Criteria presented as maximum Percent by mass of flat and elongated particles of materials retained on the No. 4 sieve, determined at 5:1 ratio.					

**TABLE M.04.02-4: Superpave Traffic Levels and Design Volumetric Properties**

Traffic Level	Design ESALs	Number of Gyration by Superpave Gyratory Compactor			Percent Density of Gmm from HMA/ WMA Specimen			Voids Filled with Asphalt (VFA) Based on Nominal Mix Size - Inch			
	(million)	N <sub>ini</sub>	N <sub>des</sub>	N <sub>max</sub>	N <sub>ini</sub>	N <sub>des</sub>	N <sub>max</sub>	0.25	0.375	0.5	1
1	<0.3	6	50	75	≤91.5	96.0	≤98.0	70-80	70-80	70-80	67-80
2	0.3 to <3.0	7	75	115	≤90.5	96.0	≤98.0	65-78	65-78	65-78	65-78
3	≥3.0	7	75	115	≤90.0	96.0	≤98.0	65-77	65-76	65-75	65-75

**TABLE M.04.02-5:  
Superpave Minimum Binder Content by Mix Type and Level**

<b>Mix Type</b>	<b>Level</b>	<b>Binder Content Minimum</b>
S0.25	1	5.80
S0.25	2	5.70
S0.25	3	5.70
S0.375	1	5.70
S0.375	2	5.60
S0.375	3	5.60
S0.5	1	5.10
S0.5	2	5.00
S0.5	3	5.00
S1	1	4.60
S1	2	4.50
S1	3	4.50

#### **M.4.3 —Production Requirements:**

**1. Standard Quality Control Plan (QCP) for Production:** The QCP for production shall describe the organization and procedures, which the Contractor shall use to administer quality control. The QCP shall include the procedures used to control the production process, to determine when immediate changes to the processes are needed, and to implement the required changes. The QCP must detail the inspection, sampling and testing protocols to be used, and the frequency for each.

Control Chart(s) shall be developed and maintained for critical aspect(s) of the production process as determined by the Contractor. The control chart(s) shall identify the material property, applicable upper and lower control limits, and be updated with current test data. As a minimum, the following quality characteristics shall be included in the control charts:

- percent passing No. 4 sieve
- percent passing No. 200 sieve
- binder content
- air voids
- Gmm
- Gse
- VMA

The control chart(s) shall be used as part of the quality control system to document variability of the bituminous concrete production process. The control chart(s) shall be submitted to the Engineer the first day of each month.

The QCP shall also include the name and qualifications of a Quality Control Manager. The

Quality Control Manager shall be responsible for the administration of the QCP, including compliance with the plan and any plan modifications.

The Contractor shall submit complete production testing records to the Engineer within 24 hours in a manner acceptable to the Engineer.

The QCP shall also include the name and qualifications of any outside testing laboratory performing any QC functions on behalf of the Contractor. The QCP must also include a list of sampling and testing methods and frequencies used during production, and the names of all Quality Control personnel and their duties.

Approval of the QCP does not imply any warranty by the Engineer that adherence to the plan will result in production of bituminous concrete that complies with these specifications. The Contractor shall submit any changes to the QCP as work progresses.

## **2. Acceptance Requirements:**

### **(a) General:**

For those mixes with a total estimated project tonnage over 500 tons, a NETTCP HMA Paving Inspector certified Contractor representative shall obtain a field sample of the material placed at the project site in accordance with AASHTO T 168 using the procedure indicated in Section 5.2.3 or an alternate procedure approved by the Engineer. Sampling from the truck at the Plant in accordance with AASHTO T 168 using the procedure indicated in Section 5.2.2 will be allowed for those mixes with a total estimated project tonnage equal to or less than 500 tons. Regardless of sampling location, the sample shall be quartered by the Contractor in accordance with AASHTO R 47 and placed in an approved container. The container shall be sealed with a security tape provided by the Department and labelled to include the project number, date of paving, mix type, lot and subplot numbers and daily tonnage. The minimum weight of each quartered sample shall be 14000 grams. The Contractor shall transport one of the containers to the Departments Central Laboratory in Rocky Hill, retain one of the sealed containers for potential use in dispute resolution and test the remaining samples for acceptance in accordance with past practice.

The Contractor shall submit all acceptance tests results to the Engineer within 24 hours or prior to the next day's production. All acceptance test specimens and supporting documentation must be retained by the Contractor and may be disposed of with the approval of the Engineer. All quality control specimens shall be clearly labeled and separated from the acceptance specimens. Contractor personnel performing QC and acceptance testing must be present at the facility prior to, during, and until completion of production, and be certified as a NETTCP HMA Plant Technician or Interim HMA Plant Technician and be in good standing. Production of material for use on State projects must be suspended by the Contractor if such personnel are not present. Technicians found by the Engineer to be non-compliant with NETTCP policies and procedures or Department policies may be removed by the Engineer from participating in the acceptance testing process for Department projects until their actions can be reviewed.

Verification and dispute resolution testing will be performed by the Engineer in accordance with the Department's QA Program for Materials.

Should the Department be unable to validate the Contractor's acceptance test result(s) for a lot of material, the Engineer will use results from verification testing and re-calculate the pay adjustment for that lot. The Contractor may request to initiate the dispute resolution process in writing within 24 hours of receiving the adjustment and must include supporting documentation or test results to justify the request.

**(b) Curb Mix Acceptance Sampling and Testing Procedures:** Curb Mixes shall be tested by the Contractor at a frequency of 1 test per every 250 tons of cumulative production, regardless of the day of production.

When these mix designs are specified, the following acceptance procedures and AASHTO test methods shall be used:

**TABLE M.04.03-1: Curb Mix Acceptance Test Procedures**

<b>Protocol 1</b>	<b>Reference</b>	<b>Description</b>
<b>1</b>	<b>AASHTO T 30(M)</b>	Mechanical Analysis of Extracted Aggregate
<b>2</b>	<b>AASHTO T 168</b>	Sampling of Bituminous Concrete
<b>3</b>	<b>AASHTO T 308</b>	Binder Content by Ignition Oven Method (adjusted for aggregate correction factor)
<b>4</b>	<b>AASHTO T 209(M)<sup>(2)</sup></b>	Theoretical Maximum Specific Gravity and Density of Bituminous Paving Mixtures
<b>5</b>	<b>AASHTO T 312<sup>(2)</sup></b>	<sup>(1)</sup> Superpave Gyrotory Molds Compacted to N <sub>des</sub>
<b>6</b>	<b>AASHTO T 329</b>	Moisture Content of Hot-Mix Asphalt (HMA) by Oven Method

**Notes:** <sup>(1)</sup> One (1) set equals 2 each of 6-inch molds. Molds to be compacted to 50 gyrations.

<sup>(2)</sup> Once per year or when requested by the Engineer.

i. Determination of Off-Test Status:

1. Curb Mix is considered “off test” when the test results indicate that any single value for bitumen content or gradation are not within the tolerances shown in Table M.04.02-1 for that mixture. If the mix is “off test,” the Contractor must take immediate actions to correct the deficiency and a new acceptance sample shall be tested on the same day or the following day of production.
2. When multiple silos are located at 1 site, mixture supplied to 1 project is considered as coming from 1 source for the purpose of applying the “off test” status.
3. The Engineer may cease supply from the Plant when test results from 3 consecutive samples are not within the JMF tolerances or the test results from 2 consecutive samples not within the control points indicated in Table M.04.02-1 regardless of production date.

ii. JMF Revisions

1. If a test indicates that the bitumen content or gradation are outside the tolerances, the Contractor may make a single JMF revision as allowed by the Engineer prior to any additional testing. Consecutive test results outside the requirements of Table M.04.02-1 JMF tolerances may result in rejection of the mixture.
2. Any modification to the JMF shall not exceed 50% of the JMF tolerances indicated in Table M.04.02-1 for any given component of the mixture without approval of the Engineer. When such an adjustment is made to the bitumen, the corresponding production percentage of bitumen shall be revised accordingly.

(c) Superpave Mix Acceptance:

i. Sampling and Testing Procedures

Production Lot: The lot will be defined as one of the following types:

- Non-PWL Production Lot for total estimated Project quantities per mixture less than 3500 tons: All mixture placed during a single continuous paving operation.
- PWL Production Lot for total estimated Project quantities per mixture of 3500 tons or more: Each 3500 tons of mixture produced within 30 calendar days.

Production Sub Lot:

- For Non-PWL: As defined in Table M.04.03-2
- For PWL: 500 tons (The last sub lot may be less than 500 tons.)

Partial Production Lots (For PWL only): A Lot with less than 3500 tons due to:

- completion of the course;
- a Job Mix Formula revision due to changes in:
  - o cold feed percentages over 5%,
  - o target combined gradation over 5%,
  - o target binder over 0.15%,
  - o any component specific gravity; or
- a lot spanning 30 calendar days.

The acceptance sample(s) location(s) shall be selected using stratified - random sampling in accordance with ASTM D3665 based on:

- the total daily estimated tons of production for non-PWL lots, or
- the total size for PWL lots.

One (1) acceptance sample shall be obtained and tested per sub lot with quantities over 125 tons. The Engineer may direct that additional acceptance samples be obtained. For non-PWL lots, one (1) acceptance test shall always be performed in the last sub lot based on actual tons of material produced.

For non-PWL lots, quantities of the same mixture per Plant may be combined daily for multiple State projects to determine the number of sub lots.

The payment adjustment will be calculated as described in 4.06.

**TABLE M.04.03-2:**

**Superpave Acceptance Testing Frequency per Type/Level/Plant for Non-PWL Lots**

<b>Daily Quantity Produced in Tons (Lot)</b>	<b>Number of Sub Lots/Tests</b>
0 to 125	0, Unless requested by the Engineer
126 to 500	1
501 to 1,000	2
1,001 to 1,500	3
1,500 or greater	1 per 500 tons or portions thereof



The following test procedures shall be used for acceptance:

**TABLE M.04.03-3: Superpave Acceptance Testing Procedures**

Protocol	Procedure	Description
1	AASHTO T 168	Sampling of bituminous concrete
2	AASHTO R 47	Reducing samples to testing size
3	AASHTO T 308	Binder content by ignition oven method (adjusted for aggregate correction factor)
4	AASHTO T 30(M)	Gradation of extracted aggregate for bituminous concrete mixture
5	AASHTO T 312	<sup>(1)</sup> Superpave gyratory molds compacted to $N_{des}$
6	AASHTO T 166	<sup>(2)</sup> Bulk specific gravity of bituminous concrete
7	AASHTO R 35	<sup>(2)</sup> Air voids, VMA
8	AASHTO T 209(M)	Maximum specific gravity of bituminous concrete (average of 2 tests)
9	AASHTO T 329	Moisture content of bituminous concrete

**Notes:** <sup>(1)</sup> One (1) set equals 2 each of 6-inch molds. Molds to be compacted to  $N_{max}$  for PPTs and to  $N_{des}$  for production testing. The first sub lot of the year shall be compacted to  $N_{max}$ .

<sup>(2)</sup> Average value of 1 set of 6-inch molds.

If the average ignition oven corrected binder content differs by 0.3% or more from the average of the Plant ticket binder content in 5 consecutive tests regardless of the production date (moving average), the Contractor shall immediately investigate, determine an assignable cause, and correct the issue. When 2 consecutive moving average differences are 0.3% or more and no assignable cause has been established, the Engineer may require a new ignition oven aggregate correction factor to be performed or to adjust the current factor by the average of the differences between the corrected binder content and production Plant ticket for the last 5 acceptance results.

The Contractor shall perform TSR testing within 30 days after the start of production for all design levels of HMA- and PMA- S0.5 Plant-produced mixtures, in accordance with AASHTO T 283(M). The TSR test shall be performed at an AMRL certified laboratory by NETTCP certified technicians. The compacted specimens may be fabricated at the Plant and then tested at an AMRL accredited facility. A minimum of 45000 grams of plant blended mixture and the corresponding complete Form MAT-412s shall be submitted to the DMT for production TSR testing verification. The mixture submitted shall be representative of the corresponding mix design as determined by the Engineer. Additionally, the TSR test report and tested specimens shall be submitted to the Engineer for review. Superpave mixtures that require anti-strip additives (either liquid or mineral) shall continue to meet all requirements specified herein for binder and bituminous concrete. The Contractor shall submit the name, manufacturer, percent used, technical datasheet and SDS for the anti-strip additive (if applicable) to the Engineer.

i. Determination of Off-Test Status:

1. Superpave mixes shall be considered “*off test*” when any control point sieve, binder content, VA, VMA, and Gmm value is outside of the limits specified in Table M.04.03-4 or the target binder content at the Plant is below the minimum binder content stated in Table M.04.02-5. Note that further testing of samples or portions of

samples not initially tested for this purpose cannot be used to change the status.

2. Any time the bituminous concrete mixture is considered off-test:

- A. The Contractor shall notify the Engineer when the Plant is “*off test*” for any mix design that is delivered to the Project in any production day. When multiple silos are located at 1 site, mixture supplied to 1 project is considered as coming from 1 source for the purpose of applying the “*off test*” determination.
- B. The Contractor must take immediate actions to correct the deficiency, minimize “*off test*” production to the Project, and obtain an additional Process Control (PC) test after any corrective action to verify production is in conformance with the specifications. A PC test will not be used for acceptance and is solely for the use of the Contractor in its quality control process.

ii. Cessation of Supply for Superpave Mixtures in Non-PWL Lots:

A mixture **shall not be used** on Department projects when it is “off test” for:

- 1. four (4) consecutive tests in any combination of VA, VMA or Gmm, regardless of date of production, or
- 2. two (2) consecutive tests in the control point sieves in 1 production shift.

As a result of cessation of supply, the mix status will be changed to PPT

iii. JMF revisions:

JMF revisions are only permitted prior to or after a production shift. A JMF revision is effective from the time it was submitted and is not retroactive to the previous test(s). JMF revisions shall be justified by a documented trend of test results.

Revisions to aggregate or RAP specific gravities are only permitted when testing is performed at an AMRL certified laboratory by NETTCP certified technicians.

A JMF revision is required when the Plant target RAP or bin percentage deviates by more than 5% or the Plant target binder content deviates by more than 0.15% from the active JMF.

**TABLE M.04.03-4: Superpave Mixture Production Requirements**

	<b>S0.25</b>		<b>S0.375</b>		<b>S0.5</b>		<b>S1</b>		Tolerances
Sieve	Control Points		Control Points		Control Points		Control Points		From JMF Targets <sup>(2)</sup>
inches	Min (%)	Max (%)	Min (%)	Max (%)	Min (%)	Max (%)	Min (%)	Max (%)	+/- Tolerance
1.5	-	-	-	-	-	-	100	-	
1.0	-	-	-	-	-	-	90	100	
3/4	-	-	-	-	100	-	-	90	
1/2	100	-	100	-	90	100	-	-	
3/8	97	100	90	100	-	90	-	-	
No. 4	72	90	-	72	-	-	-	-	
No. 8	32	67	32	67	28	58	19	45	
No. 16	-	-	-	-	-	-	-	-	
No. 200	2.0	10.0	2.0	10.0	2.0	10.0	1.0	7.0	
Pb	JMF value		JMF value		JMF value		JMF value		0.3 <sup>(3)</sup>
VMA (%)	16.5		16.0		15.0		13.0		1.0 <sup>(4)</sup>
VA (%)	4.0		4.0		4.0		4.0		1.0 <sup>(5)</sup>
Gmm	JMF value		JMF value		JMF value		JMF value		0.030
Mix Temp. – HMA <sup>(6)</sup>	265-325°F <sup>(1)</sup>		265-325°F <sup>(1)</sup>		265-325°F <sup>(1)</sup>		265-325°F <sup>(1)</sup>		
Mix Temp. – PMA <sup>(6)</sup>	285-335°F <sup>(1)</sup>		285-335°F <sup>(1)</sup>		285-335°F <sup>(1)</sup>		285-335°F <sup>(1)</sup>		
Prod. TSR	N/A		N/A		≥80%		N/A		
T-283 Stripping	N/A		N/A		Minimal TBD by the Engineer		N/A		

**Notes:** <sup>(1)</sup> 300°F minimum after October 15.<sup>(2)</sup> JMF tolerances shall be defined as the limits for production compliance.<sup>(3)</sup> 0.4 for PWL lots<sup>(4)</sup> 1.3 for all PWL lots except S/P 0.25 mixes. 1.1 for S/P 0.25 Non-PWL lots. 1.4 for S/P 0.25 PWL lots<sup>(5)</sup> 1.2 for PWL lots<sup>(6)</sup> Also applies to placement

**Table M.04.03-5:  
Modifications to Standard AASHTO and ASTM Test Specifications and Procedures**

<b>AASHTO Standard Method of Test</b>	
<b>Reference</b>	<b>Modification</b>
<b>T 30</b>	Section 7.2 through 7.4 Samples are not routinely washed for production testing
<b>T 209</b>	Section 7.2 The average of 2 bowls is used proportionally in order to satisfy minimum mass requirements. 8.3 Omit Pycnometer method.
<b>T 283</b>	When foaming technology is used, the material used for the fabrication of the specimens shall be cooled to room temperature, and then reheated to the manufacturer's recommended compaction temperature prior to fabrication of the specimens.
<b>AASHTO Standard Recommended Practices</b>	
<b>Reference</b>	<b>Modification</b>
<b>R 26</b>	<p>All laboratory technician(s) responsible for testing PG binders shall be certified or Interim Qualified by NETTCP as a PG Asphalt Binder Lab Technician.</p> <p>All laboratories testing binders for the Department are required to be accredited by the AMRL.</p> <p>Sources interested in being approved to supply PG binders to the Department by use of an "in-line blending system" must record properties of blended material and additives used.</p> <p>Each source of supply of PG binder must indicate that the binders contain no additives used to modify or enhance their performance properties.</p> <p>Binders that are manufactured using additives, modifiers, extenders, etc., shall disclose the type of additive, percentage and any handling specifications or limitations required.</p> <p>All AASHTO M 320 references shall be replaced with AASHTO M 332.</p> <p>Once a month, 1 split sample and test results for each asphalt binder grade and each lot shall be submitted by the PG binder supplier to the Department's Central Lab. Material remaining in a certified lot shall be re-certified no later than 30 days after initial certification. Each April and September, the PG binder supplier shall submit test results for 2 BBR tests at 2 different temperatures in accordance with AASHTO R 29.</p>

## **ITEM #0201001A – CLEARING AND GRUBBING**

All of the provisions of Section 2.01 of the Standard Specifications shall apply, except as amended and/or supplemented herein:

### **2.1.1 – Description:** Add the following:

The Contractor shall also remove undesirable vegetation including trees and the understory as directed by the Engineer within the proposed silt fence areas and limit of work shown on the plans and landscape sheets for proposed plantings. Clearing of the trail's corridor shall be to vertical limits as shown on the plans or as directed by the Engineer. Also included under this item is removal and disposal of miscellaneous debris, vegetation, trees, and stumps designated for removal by the Engineer within the project limits of clearing and grubbing. Where trees are to be removed, the Contractor shall remove all stumps.

In addition, the Contractor shall provide selective pruning and thinning of existing trees and vegetation to remain within the project limits as directed by the Engineer and/or Landscape Architect. This includes, but is not limited to, selective pruning and thinning required to provide proper sun exposure for the Pedestrian Activated Blinking LED Sign solar engine.

Additionally, the contractor shall remove of all accumulated debris and silt within existing catch basins and manholes.

Also included under this Item is all labor, materials, coordination and incidentals necessary for the removal and disposal of silt and/or debris within existing catch basins where shown on the plans or as directed by the engineer.

All materials shall be disposed of offsite by the Contractor in a proper manner in accordance with current regulatory standards and in legally acceptable disposal areas at no additional cost.

Two weeks prior to the start of any clearing operations the Contractor shall notify the Engineer in writing. The Engineer and/or Landscape Architect shall designate specific trees along the trail to be saved. The Contractor will be required to protect designated trees to be saved throughout the duration of the project.

Iron pins and/or monuments disturbed by construction activities shall be reset by a Connecticut licensed surveyor, which shall also be included in this item.

### **2.01.03- Construction Methods:**

The stumps of all trees and brush, including major root systems, shall be removed in all excavation areas, under all embankments, and graded areas where the proposed finish surface is within 4 feet of the original ground. In any case where the Engineer determines that the material encountered below the finished grade is unfit for a proper foundation, the material shall be removed.

During clearing operations encountered branches and limbs shall be neatly cut by either hand or mechanical methods in accordance with the best horticultural practice. Trees shall be selectively trimmed to provide a minimum of 15 feet of vertical clearance from the finished grade of all

pedestrian areas constructed.

In areas where trees and shrubs have been designated to remain, or in areas adjacent to the construction activity, but outside the clearing limits, the Contractor shall protect this growth from excess damage or injury during construction. In cases of unavoidable damage to roots, branches and tree limbs, the damaged portions cleanly cut according to best horticultural practices.

Any trees or shrubs that have been designated to be preserved and are damaged by the Contractor and are beyond recovery, shall be removed and replaced as directed by the Engineer, at the expense of the Contractor.

**2.01.04- Method of Measurement:** Replace with the following:

There will be no separate measurements or payments for these items and all costs associated with the satisfactory completion of the work will be included in the contract lump sum price bid for “Clearing and Grubbing”.

**2.01.05- Basis of Payment:** Replace with the following:

Payment for this work will be at the contract lump sump for “Clearing and Grubbing”, and shall include all equipment, tool, ad labor incidental to the completion of this item as described above.

<u>Pay Item</u>	<u>Pay Unit</u>
Clearing and Grubbing	LS

## **ITEM # 0201042A – RESET LANDSCAPE IRRIGATION SYSTEM**

**Description:** Work under this item shall consist of removal, storage, and subsequent relocating and/or resetting of existing landscape irrigation systems in conflict with proposed improvements where shown on the plans, encountered in the field, or as ordered by the engineer.

**Materials:** Existing materials shall be reutilized to the greatest extent possible. Any supplemental materials or replacement materials shall meet industries standards and be approved by the engineer. No new material shall be installed without prior approval by the engineer.

**Construction Methods:** The Contractor shall take necessary precautions to protect existing irrigation system equipment and material. If damage is incurred, the Contractor shall repair the damage at his own expense to the original condition to the satisfaction of the Engineer

The Contractor shall acquaint himself with all site conditions. If utilities not shown on the plans are found during excavations, the Contractor shall promptly notify the Engineer for instructions as to further action. Failure to do so will make Contractor liable for any and all damage thereto arising from his operations subsequent to discovery of such utilities not shown in plans.

Irrigation heads and piping requiring relocations shall be reset to suitable locations to achieve comparable coverage and performance when compared with existing conditions. Work should be undertaken and coordinated with the owners of the respective irrigation system.

**Method of Measurement:** This work is being paid as a Lump Sum and will not be measured for payment.

**Basis of Payment:** This work will be paid for at the contract lump sum for "Reset Landscape Irrigation System", which price shall include relocating and/or resetting existing landscape irrigation systems which conflict with proposed improvements, complete in place, which price shall include all materials, excavation, backfilling, testing, equipment, tools and labor incidental thereto.

### **Pav Item**

Reset Landscape Irrigation System

### **Pav Unit**

L.S.

## **ITEM # 0201501 – RESET MAILBOX**

**Description:** Work under this item shall consist of removal, storage, and subsequent reinstallation of post mounted mailboxes in conformity with the lines, grades, dimensions and details shown on the plans, or as ordered, and in accordance with the provisions of these specifications and any local or federal guidelines.

**Materials:**

As required.

**Construction Methods:** The Contractor shall take care during the removal and resetting of the existing mailboxes, posts, and supports that are to be reset so that they are not damaged. Any material that is damaged shall be replaced by the Contractor at no additional cost. Mailboxes to be reset shall be removed from their existing locations and reset to a suitable height and location per any United States Postal Service (USPS) or local regulations.

**Method of Measurement:** This work will be measured by the number of mailboxes reset and accepted.

**Basis of Payment:** This work will be paid for at the contract unit price for each "Reset Mailbox", complete in place, which price shall include all materials, testing, equipment, tools and labor incidental thereto.

**Pay Item**

Reset Mailbox

**Pay Unit**

E.A.



## **ITEM #0202451A - TEST PIT EXCAVATION**

### **Description:**

Excavate and backfill a designated area to determine the exact location of utility facilities which are near a proposed foundation or structure.

### **Materials:**

Compacted Granular Fill: Article M.02.02

Bituminous Concrete Materials: Article M.04

### **Construction Methods:**

Keep affected utility owner apprised of proposed test pit excavation.

Excavate only as authorized and as directed by the Engineer. The size, depth and location will be as authorized by the Engineer.

If rock greater than 0.5 c.y. (cu.m) is encountered, the Engineer will determine if it must be removed and the method. Do not use explosives. See the pertinent construction methods of Section 2.02.03. When concrete must be removed, reinforced or not, it shall be considered, measured, and paid for as rock in foundation excavation.

If unsuitable backfill material is excavated, dispose as directed by the Engineer. Replace with suitable backfill and compact in accordance with Section 2.14.

Repair all damaged bituminous pavement in accordance with Section 4.06.03. Sawcut the edges to neat lines if there will be no subsequent excavation at the test pit for a foundation.

### **Method of Measurement:**

Test pit excavation will be measured at the contract unit price per cubic yard (cubic meter) for the material actually removed from within the limits specified as directed by the engineer.

When necessary, rock in foundation excavation will be measured at the contract price per vertical foot (vertical meter) for the rock actually removed in accordance with Article 2.02.04.

### **Basis of Payment:**

This work will be paid for at the contract unit price per cubic yard (cubic meter) for "Test Pit Excavation", which price shall include excavation, unsuitable material disposal, compacted backfill, bituminous pavement, sawcut, pavement repair, all utility costs, all equipment, tools, labor and work incidental thereto. The volume excludes the volume of material that is measured as Rock In Foundation Excavation.

Pay Item  
Test Pit Excavation

Pay Unit  
c.y. (cu.m)

**ITEM # 0202559A – REMOVE AND RESET SURVEY MONUMENT**

**Description:**

Work under this item shall consist of removal and replacement of a survey monument as shown on the plans, or as ordered, and in accordance with the provisions of these specifications.

**Materials:**

All materials required for this work for the monument shall be provided by the Contractor.

**Construction Methods:**

The Project requires the removal and replacement of a land monument or property marker. The Contractor shall not disturb the monument until the marker's location is recorded with appropriate tie information prior to the removal of the monument. The Contractor shall not move or remove the monument until directed to do so by the Engineer. The monument shall be restored in the original location and at the same elevation as the existing monument. All work shall be in accordance with local and State regulations and shall be performed by a CT Licensed Surveyor.

**Method of Measurement:**

This work will be measured by the number of monuments reset.

**Basis of Payment:**

This work will be paid for at the contract unit price for each "Reset Monument", complete in place, which price shall include all materials, testing, equipment, tools and labor incidental thereto.

**Pay Item**

**Pay Unit**

Remove and Reset Survey Monument

EA

**ITEM #0406275A - FINE MILLING OF BITUMINOUS CONCRETE (0 TO 4 INCHES)**

**Description:** This work shall consist of the milling, removal, and disposal of existing bituminous concrete pavement.

**Construction Methods:** The Contractor shall remove the bituminous concrete material using means acceptable to the Engineer. The pavement surface shall be removed to the line, grade, and existing or typical cross-section shown on the plans or as directed by the Engineer.

The bituminous concrete material shall be disposed of offsite by the Contractor at an approved disposal facility unless otherwise stated in the Contract.

Any milled surface, or portion thereof, that is exposed to traffic shall be paved within five (5) calendar days unless otherwise stated in the plans or Contract.

The equipment for milling the pavement surface shall be designed and built for milling bituminous concrete pavements. It shall be self propelled with sufficient power, traction, and stability to maintain depth and slope and shall be capable of removing the existing bituminous concrete pavement.

The milling machine shall be equipped with a built-in automatic grade averaging control system that can control the longitudinal profile and the transverse cross-slope to produce the specified results. The longitudinal controls shall be capable of operating from any longitudinal grade reference, including string line, contact ski (30 feet minimum), non-contact ski (20 feet minimum), or mobile string line (30 feet minimum). The transverse controls shall have an automatic system for controlling cross-slope at a given rate. The Engineer may waive the requirement for automatic grade or slope controls where the situation warrants such action.

The machine shall be able to provide a 0 to 4 inch deep cut in one pass. The rotary drum of the machine shall use carbide or diamond tipped tools spaced not more than  $\frac{5}{16}$  inch apart. The forward speed of the milling machine shall be limited to no more than 45 feet/minute. The tools on the revolving cutting drum must be continually maintained and shall be replaced as warranted to provide a uniform pavement texture.

The machine shall be equipped with an integral pickup and conveying device to immediately remove material being milled from the surface of the roadway and discharge the millings into a truck, all in one operation. The machine shall also be equipped with a means of effectively limiting the amount of dust escaping from the milling and removal operation.

When milling smaller areas or areas where it is impractical to use the above described equipment, the use of a lesser equipped milling machine may be permitted when approved by the Engineer.

Protection shall be provided around existing catch basin inlets, manholes, utility valve boxes, and any similar structures. Any damage to such structures as a result of the milling operation is the Contractor's responsibility and shall be repaired at the Contractor's expense.

To prevent the infiltration of milled material into the storm drainage system, the Contractor shall take special care to prevent the milled material from falling into the inlet openings or inlet grates. Any milled material that has fallen into inlet openings or inlet grates shall be removed at the Contractor's expense.

**Surface Tolerance:** The milled surface shall provide a satisfactory riding surface with a uniform textured appearance. The milled surface shall be free from gouges, longitudinal grooves and ridges, oil film, and other imperfections that are a result of defective equipment, improper use of equipment, or poor workmanship. The Contractor, under the direction of the Inspector, shall perform random spot-checks with a Contractor supplied ten-foot straightedge to verify surface tolerances at a minimum of five (5) locations per day. The variation of the top of two ridges from the testing edge of the straightedge, between any two ridge contact points, shall not exceed ¼ inch. The variation of the top of any ridge to the bottom of the groove adjacent to that ridge shall not exceed ¼ inch. Any unsatisfactory surfaces produced are the responsibility of the Contractor and shall be corrected at the Contractor's expense and to the satisfaction of the Engineer.

The depth of removal will be verified by taking measurements every 250 feet per each pass of the milling machine, or as directed by the Engineer. These depth measurements shall be used to monitor the average depth of removal.

Where a surface delamination between bituminous concrete layers or a surface delamination of bituminous concrete on Portland cement concrete causes a non-uniform texture to occur, the depth of milling shall be adjusted in small increments to a maximum of +/- ½ inch to eliminate the condition.

When removing bituminous concrete pavement entirely from an underlying Portland cement concrete pavement, all of the bituminous concrete pavement shall be removed leaving a uniform surface of Portland cement concrete, unless otherwise directed by the Engineer.

Any unsatisfactory surfaces produced by the milling operation are the Contractor's responsibility and shall be corrected at the Contractor's expense and to the satisfaction of the Engineer.

No vertical faces, transverse or longitudinal, shall be left exposed to traffic unless the requirements below are met. This shall include roadway structures (catch basins, manholes, utility valve boxes, etc.). If any vertical face is formed in an area exposed to traffic, a temporary paved transition shall be established according to the requirements shown on the plans. If the milling machine is used to form a temporary transition, the length of the temporary transition shall conform to Special Provision Section 4.06 –Bituminous Concrete, "Transitions for Roadway Surface," the requirements shown on the plans, or as directed by the Engineer. At all

permanent limits of removal, a clean vertical face shall be established by saw cutting prior to paving.

Roadway structures shall not have a vertical face of greater than one (1) inch exposed to traffic as a result of milling. All structures within the roadway that are exposed to traffic and greater than one (1) inch above the milled surface shall receive a transition meeting the following requirements:

For roadways with a posted speed limit of 35 mph or less\*:

1. Round structures with a vertical face of greater than 1 inch to 2.5 inches shall be transitioned with a hard rubber tapered protection ring of the appropriate inside diameter designed specifically to protect roadway structures.
2. Round structures with a vertical face greater than 2.5 inches shall receive a transition of bituminous concrete formed at a minimum 24 to 1 (24:1) taper in all directions.
3. All rectangular structures with a vertical face greater than 1 inch shall receive a transition of bituminous concrete formed at a minimum 24 to 1 (24:1) taper in all directions.

\*Bituminous concrete tapers at a minimum 24 to 1 (24:1) taper in all directions may be substituted for the protection rings if approved by the Engineer.

For roadways with a posted speed limit of 40, 45 or 50 mph:

1. All structures shall receive a transition of bituminous concrete formed at a minimum 36 to 1 (36:1) taper in the direction of travel. Direction of travel includes both the leading and trailing side of a structure. The minimum taper shall be 24 to 1 (24:1) in all other directions.

For roadways with a posted speed limit of greater than 50 mph:

1. All structures shall receive a transition of bituminous concrete formed at a minimum 60 to 1 (60:1) taper in the direction of travel. Direction of travel includes both the leading and trailing side of a structure. The minimum taper shall be 24 to 1 (24:1) in all other directions.

All roadway structure edges and bituminous concrete tapers shall be clearly marked with fluorescent paint. The paint shall be maintained throughout the exposure to traffic.

The milling operation shall proceed in accordance with the requirements of the "Maintenance and Protection of Traffic" and "Prosecution and Progress" specifications, or other Contract requirements. The more stringent specification shall apply.

Prior to opening an area which has been milled to traffic, the pavement shall be thoroughly swept with a sweeper truck. The sweeper truck shall be equipped with a water tank and be capable of removing the millings and loose debris from the surface. The sweeper truck shall operate at a forward speed that allows for the maximum pickup of millings from the roadway surface. Other sweeping equipment may be provided in lieu of the sweeper truck where acceptable by the Engineer.

Any milled area that will not be exposed to live traffic for a minimum of 48 hours prior to paving shall require a vacuum sweeper truck in addition to, or in lieu of, mechanical sweeping. The vacuum sweeper truck shall have sufficient power and capacity to completely remove all millings from the roadway surface including any fine particles within the texture of the milled surface. Vacuum sweeper truck hose attachments shall be used to clean around pavement structures or areas that cannot be reached effectively by the main vacuum. Compressed air may be used in lieu of vacuum attachments if approved by the Engineer.

**Method of Measurement:** This work will be measured for payment by the number of square yards of area from which the milling of asphalt has been completed and the work accepted. No area deductions will be made for minor unmilled areas such as catch basin inlets, manholes, utility boxes and any similar structures.

**Basis of Payment:** This work will be paid for at the Contract unit price per square yard for “Fine Milling of Bituminous Concrete (0 to 4 Inches).” This price shall include all equipment, tools, labor, and materials incidental thereto.

No additional payments will be made for multiple passes with the milling machine to remove the bituminous surface.

No separate payments will be made for cleaning the pavement prior to paving; providing protection and doing handwork removal of bituminous concrete around catch basin inlets, manholes, utility valve boxes and any similar structures; repairing surface defects as a result of the Contractors negligence; providing protection to underground utilities from the vibration of the milling operation; removal of any temporary milled or paved transition; removal and disposal of millings; furnishing a sweeper truck and sweeping after milling. The costs for these items shall be included in the Contract unit price.

Pay Item	Pay Unit
Fine Milling of Bituminous Concrete (0 to 4 Inches)	S.Y.

## **ITEM #0406993A – BITUMINOUS CONCRETE PAVEMENT COLORING AND STAMPING**

**Description:** The Contractor shall install a durable aggregate reinforced preformed thermoplastic pavement marking system to the surface of asphalt pavement as shown on the plans (Painted Pedestrian Accessway) and/or as directed by the Engineer.

### **Materials:**

**PREFORMED THERMOPLASTIC MATERIAL:** Shall be composed of an ester modified rosin impervious to degradation by motor fuels, lubricants, etc. in conjunction with aggregates, pigments, binders, and anti-skid/anti-slip elements. Pigments and anti-skid/anti-slip elements must be uniformly distributed throughout the material. The material shall conform to AASHTO designation M249, with the exception of the relevant differences due to the material being supplied in a preformed state, being non-reflective.

### **Pigments:**

**White:** The material shall be manufactured with sufficient titanium dioxide pigment to meet FHWA Docket No. FHWA-99-6190 Table 5 and Table 6 as revised and corrected.

**Other Colors:** The pigment system must not contain heavy metals nor any carcinogen, as defined in 29 CFR 1910.1200 in amounts exceeding permissible limits as specified in relevant Federal Regulations.

**Skid Resistance:** The surface of the material shall contain factory applied anti-skid/anti-slip elements with a minimum hardness of 8 (Mohs scale). Upon application the material shall provide a minimum skid resistance value of 60 BPN when tested according to ASTM E 303.

**Slip Resistance:** The surface of the material shall contain factory applied anti-skid/anti-slip elements with a minimum hardness of 6 (Mohs scale). Upon application the material shall provide a minimum static friction of coefficient of 0.6 when tested according to ASTM C 1028 (wet and dry), and a minimum static coefficient of friction of 0.6 when tested according to ASTM D 2047.

**Thickness:** The material must be supplied at a minimum thickness of 125 mil (3.18 mm).

**Environmental Resistance:** The material must be resistant to deterioration due to exposure to sunlight, water, salt or adverse weather conditions and impervious to oil and gasoline.

**Storage Life:** The material may be stored for 12 months, if stored indoors and protected from the elements.

Transverse/Longitudinal Lines to Supplement System Application: Supplied as white, retroreflective preformed thermoplastic line stripe material in 125 mil thickness, in 6 in. width. This preformed thermoplastic material shall be supplied and applied by the certified applicator in conjunction with the System. (Consult the manufacturer's published application instructions for the preformed thermoplastic line stripe material selected, for proper application methods.)

**Construction Methods:**

Procedure: The System shall be applied to asphalt pavement using reciprocating infrared heating equipment and must be able to conform to pavement contours, breaks and faults through the action of traffic and normal pavement temperatures. The material must be able to be applied at ambient and road temperatures down to 45°F (7°C) without any preheating of the pavement to a specific temperature. A two-part epoxy sealer specified by the manufacturer must be applied to the substrate prior to preformed thermoplastic application. Immediately following sealer application, the panels of aggregate reinforced preformed thermoplastic are positioned properly on the asphalt substrate with the aggregate side facing up. The preformed thermoplastic is then heated to the required melting temperature. Additional aggregate may be applied to the preformed thermoplastic surface as needed following the melting process. The preformed thermoplastic material is then allowed to cool thoroughly before being opened to vehicle or pedestrian traffic. The material must cover the entire application area and be flush across the surface. No part of the pavement must be visible within the application area after installation. (Consult the manufacturer's published application procedures for complete information.)

**Method of Measurement:** This item will be measured by the number of square feet furnished and installed.

**Basis of Payment:** "Bituminous Concrete Pavement Coloring and Stamping" will be paid for at the Contract unit price per square foot of accessway complete in place, including 6" white stripe. Prices shall include all materials, equipment, tools and labor incidental to the installation of the crosswalk.

**Pay Item**

Bituminous Concrete Pavement Coloring and Stamping

**Pay Unit**

SF



## **ITEM #0906202A - WOOD FENCE**

### **Description:**

Work under this item shall consist of furnishing and installing wood fence at the locations called for on the plans, or as directed by the Engineer.

Submit the following in accordance with Form 816 Article 1.20-1.05.02.

1. Product Data in the form of manufacturer's specifications and installation instructions.

### **Materials:**

Wood: Untreated white cedar. All wood to be new, solid, sound and surface dry with a maximum moisture content of 19%.

### **Construction Methods:**

Field verify dimensions and layouts of fence prior to fabrication and erection.

Excavate holes for post foundations in firm, undisturbed or compacted soil. Ram bottom of hole to ensure a stable foundation. Remove boulders encountered during excavation of post holes; make holes of sufficient size and depth in order to set the posts to the indicated dimensions.

Set posts plumb, at correct height and spacing, and in alignment with the rail. Keep front face of rail at a uniform distance from the edge of the traveled way.

Backfill post holes with an approved material and thoroughly compact material. Hold posts in position during backfilling and compaction.

Insert rails into post slots and secure to posts as indicated.

Fence shall generally follow the contour of the ground. Grading shall be performed where necessary to provide a neat appearance.

### **Method of Measurement:**

This work will be measured for payment by the actual number of linear feet of wood fence installed, accepted and measured in place along the top of the rail.

### **Basis of Payment:**

This work will be paid for at the contract unit price per linear foot of "Wood Fence" complete in place, which shall include all material, tools and labor incidental thereto.

Pay Item  
Wood Fence

Pay Unit  
LF

## **ITEM #0906204A – THREE RAIL WOOD FENCE**

### **Description:**

Work under this item shall consist of furnishing and installing pressure treated three rail wood fence at the locations given on the plans and in accordance with the dimensions and details shown on the plans, or as ordered by the Engineer.

### **Materials:**

All lumber shall conform to Voluntary Product Standard PS-70 and be certified according to applicable standard grading and dressing rules and shall bear the official grade and/or trademark of the association under whose rules it is produced.

Wood: See details for post, rail and picket nominal dimensions (MDS-03). All wood shall be #2 Southern Yellow Pine (Southern Pine Inspection Bureau Grading), or equal. All wood to be new, solid, sound, and surface dry with a maximum moisture content of 19%. All wood shall be clearly marked with the official grading information.

Treatment: All wood shall be pressure to AWP Standard U1, use category UC4A, or equal.

### **Construction Methods:**

The posts shall be set in holes dug 48" deep in thoroughly compacted soil and the bottom of the hole shall be thoroughly rammed so that the posts will have a stable foundation. Holes shall be hand dug when posts are within five (5) feet a utility line or as noted on the plans or as directed by the Engineer. Poles shall be plumb and such that rails, once installed, will be parallel to the ground below.

Should rock or boulders be encountered in making the excavation, this material shall be removed so as to make a hole of sufficient size to set the posts to the normal depth as called for on the plan.

The posts shall be spaced as shown on the plans, set plumb and normally with the front face at a uniform distance from the edge of the trail.

The holes shall be backfilled with an approved material which shall be thoroughly compacted, to provide fence stability. Movement in a completed fence will not be accepted for payment.

The rail shall be mounted on the post as shown on the plans. The rail members shall be accurately cut so as to provide even bearing over entire surface of joints. No shimming of any kind will be allowed in making joints nor will open joints be accepted. All exposed edges of posts shall be chamfered.

### **Method of Measurement:**

This work shall be measured for payment by the number of linear feet of three rail wood fence measured along the top of the rail from the center of center of the posts.

### **Basis of Payment:**

Payment for these items will be at the contract unit price bid per linear foot for "Three Rail Wood Fence", complete in place, which price shall include all pressure treatment, materials, equipment, tools, and labor incidental to the installation of the completed and accepted rail/fence, including hand dug holes, drilling, excavation, and backfill.

**Pay Item**

**Pay Unit**

Three Rail Wood Fence

LF

## **ITEM #0921014A – CONCRETE PAVING BRICK**

### **Description:**

The work under this item shall include all labor and materials necessary to the limits shown on the plans to provide for installing brick pavers, where shown on the drawing, including all necessary excavation and compaction for proper subgrade preparation.

Installation shall be by a contractor and crew with at least three years of experience in placing interlocking concrete pavers on projects of similar nature or dollar cost.

### **Materials:**

Materials are to be supplied by Unilock® or Hanover Architectural Products or Acme Brick.

Products from qualified manufacturers having a minimum of 5 years of experience manufacturing brick pavers will be acceptable by the Engineer as equal, if approved in writing, and if they meet the following specifications for design, size, color and fabrication.

Product shape(s): 4" x 8" x 2 3/8"

Product color(s): Color per manufacturer (weathered brick appearance). Final color to be chosen by the engineer.

### **Concrete Pavers:**

Pavers shall meet the minimum material and physical properties set forth in ASTM C 936, Standard Specification for Interlocking Concrete Paving Units.

1. Average compressive strength 8000 psi with no individual unit under 7,200 psi.
2. Average absorption of 5% with no unit greater than 7% when tested according to ASTM C 140.
3. Resistance to 50 freeze-thaw cycles, when tested according to ASTM C 67, with no breakage greater than 1.0% loss in dry weight of any individual unit. This test method shall be conducted not more than 12 months prior to delivery of units.

Pigment in concrete pavers shall conform to ASTM C 979. ACI Report No. 212.3R provides guidance on the use of pigments.

### **Processed Aggregate Base:**

Processed Aggregate Base shall conform to the requirements of Articles 3.04, M.02, and M.05 of the Standard Specifications.

### **Concrete:**

The concrete shall be class "F" and conform to the requirements of section 9.21 of the Standard Specifications.

ITEM#0921014A

**Setting Bed:**

Bituminous concrete leveling course: HMA S0.25 per DOT Form 817.

Neoprene Tack Coat shall meet the following requirements:

1. Mastic (asphaltic adhesive):
  - a) Solids (base) content by volume =  $75 \pm 1\%$ .
  - b) Weight = 8 to 8.5 lb./gal
  - c) Solvent vehicle – Varsol (over 75 degrees F flash)
2. Base (2% neoprene, 10% fibers, 82% asphalt):
  - a) Melting point (ASTM D-36-95) = 200 degrees F, minimum
  - b) Penetration at 77 degrees F 3.5 oz. load 5 second = 23 to 27.
  - c) Ductility (ASTM D-113-99 at 77 degrees F 3/16"/minute = 50 in. minimum.

**Joint Sand:**

Unilock<sup>®</sup> Unicore Polymeric Sand Plus (for Heavy Traffic Areas) or Alliance Gator Maxx or approved equal, color: Slate Gray, or approved equivalent.

**Paver Edge Restraint:**

Paver edge restraint to be Pave Edge Rigid as manufactured from Pave Tech, Inc., 8626 Hollander Drive, Franksville, Wisconsin 53126, Phone: (262) 884-800, Fax: (262) 884- 8006; or BRIC-EDG by Oly Ola, 124 E. Saint Charles Road, Villa Park, IL 60181, Phone: (800) 334-4647, Fax: (630) 833-0816; or approved equivalent.

**Submittals:**

1. Shop or product drawings and product data shall be submitted.
2. Full size samples of concrete paving units shall be submitted to indicate color and shape selections.
3. Test results shall be submitted from an independent testing laboratory for compliance of paving unit requirements to ASTM C 936 or other applicable requirements.
4. The Contractor shall install a mock-up panel of pavers to demonstrate the specified installation method, patterns and colors. Work shall not commence on any paver areas until the mock-up panel for each installation is approved by the Owner and project Landscape Architect.

### **Construction Methods:**

Do not install pavers during heavy rain or snowfall.

Verify that subgrade preparation, compacted density and elevations conform to the specifications.

#### **Site Preparation**

The site must be stripped of all topsoil and other objectionable materials to the grades specified.

All sub drainage of underground services within the pavement area must be completed in conjunction with subgrade preparation and before the commencement of subbase construction.

After trimming to the grades specified, the subgrade is to be proof rolled to 95 percent Standard Proctor Density in the presence of the Engineer, with soft spots or localized pockets of objectionable material excavated and properly replaced with approved processed aggregate base.

The subgrade shall be trimmed to within 0 to ½ in. of the specified grades. The surface of the prepared subgrade shall not deviate by more than 3/8 in. from the bottom edge of a 10 ft. straight edge laid in any direction.

The Contractor shall ensure that the prepared subgrade is protected from damage from inundation by surface water. No traffic shall be allowed to cross the prepared subgrade. Repair of any resulting damage shall be the responsibility of the Contractor and shall be repaired.

Under no circumstances shall further pavement construction proceed until the Owner and/ or the Consultant has inspected the subgrade.

#### **Processed Aggregate Base**

Install processed aggregate base in conformance with Section 3.04, M.02 and M.05 of the Standard Specifications and as shown on the details.

### Concrete Base Installation

The concrete base shall be installed in conformance with Section 9.21 of the Standard Specifications and as shown on the details. The concrete base shall be finished to within 0 to 3/8 in. of the specified grade. The surface of the prepared concrete base shall not deviate more than 3/8 in. from the bottom edge of a 10 ft. straight edge laid in any direction.

Provide a finished surface for the concrete to the dimensions and details as shown on the plans.

### Paver Installation

Before placing pavers, the concrete base shall be inspected by the Engineer. Install a bituminous concrete leveling course as detailed on the plans.

A coating of neoprene-modified asphalt tack coat shall be applied by mopping, squeegeeing or troweling over the top surface of the bituminous concrete leveling course so as to provide a bond under the pavers. If adhesive is trowel-applied, trowel shall be serrated type with serration not to exceed 1/16".

Pavers shall be installed in patterns as shown on drawings. In areas where standard patterns do not apply, Contractor shall obtain design modifications from the Engineer prior to the installation of the pavers. Where required, cut pavers with an approved cutter to fit accurately, neatly and without damaged edges. After a section of the sidewalk has been completed, fill joints by sweeping in dry clean polymeric sand and tamp down pavers uniformly with a mechanical vibrator to true grade and free of movement.

It is the responsibility of the Contractor to discard all damaged pavers during the installation process. The Contractor shall replace any damaged pavers identified by the Engineer during final inspection.

Along all edges where pavers do not abut any other pavement, curbing, structures, or any stable materials, the Contractor shall install edging in order to retain pavers, regardless if edging is identified on drawings.

### **Method of Measurement:**

This work will be measured for payment by the number of square feet of installed and accepted brick pavers.

**Basis of Payment:**

All work associated with this item shall be paid as follows: "Concrete Paving Brick" by the square foot complete in place, which price shall include all excavation, subgrade, processed aggregate base, concrete base, expansion and construction joint dowels, reinforcing, bituminous concrete leveling course, neoprene tack coat, polymeric sand, pavers, paver edge restraints, all materials, equipment, tools, and labor incidental thereto.

<u>Pay Items</u>	<u>Pay Unit</u>
Concrete Paving Brick	SF



**ITEM # 0947207A – Bicycle Stand**

**Description:** This item shall consist of installing a bicycle stand (bike rack) and a concrete footing. The bicycle stand shall be embedded in the concrete footing.

**Materials:**

Concrete footings materials shall conform to Section M.03.01 of Form 817 for Class “F”

Concrete.

**Bicycle Stand, Black:**

As manufactured by: DuMor (<http://www.dumor.com>)

1. Model: Bike Rack 290
2. Color: Black
3. Finish: Powdercoat
4. Mounting: Embedded
5. Capacity: 2 Bicycles

As manufactured by: Victor Stanley, Inc. (<http://www.victorstanley.com>)

6. Model: BRQS - 101
7. Color: Black
8. Finish: Powdercoat
9. Mounting: Embedded
10. Capacity: 2 Bicycles

Or, Approved Equal.

**Construction Methods:** The bicycle stand shall be installed in accordance with the manufacturer's recommendations and embedded to the concrete pad.

All steel members shall be coated with zinc rich epoxy then finished with polyester power coating in black color.

The concrete base shall be installed in conformance with Section 9.21 of the Standard Specifications and as shown on the details.

The foundation footing and embedment shall be as shown on the plans.

**Method of Measurement:** This work will be measured for payment by the actual number of bicycle stands (bike racks) installed and accepted by the Engineer.

Excavation below the finished grade of the concrete footing, backfilling and disposal of surplus material will not be measured for payment, but the cost shall be included in the price bid for the bicycle stand. Excavation above the finished grade of the concrete footing will be measured and paid for in accordance with Section 2.02, or included in other contract items, as appropriate.

Gravel or reclaimed miscellaneous aggregate base will not be measured for payment, but the cost

shall be considered as included in the price bid for the bicycle stand.

The concrete footing will not be measured for payment, but the cost shall be considered as included in the contract unit price for the bicycle stand.

**Basis of Payment:** This work will be paid for at the contract unit price each for “Bicycle Stand”, complete in place as specified above. The unit price shall include all work, equipment, tools, materials, and labor incidental to installation.

Pay Item

Bicycle Stand

Pay Unit

ea.

## **ITEM #0949003A – FURNISHING, PLANTING AND MULCHING TREES, SHRUBS, VINES AND GROUND COVER PLANTS**

Work under this item shall conform to the latest supplemental requirements of Section 9.49 of the Form 817 and amended as follows:

### **9.49.2 - Materials: Add the following:**

Submittals:

The apparent low bidder shall submit to the Town a Schedule of Values within 14 days after bid opening. Any bidder that the Town may subsequently designate as the apparent low bidder shall make the aforesaid submission within 14 days from the date on which the Town notifies said Contractor that has become the low bidder. If, however, the Town deems it necessary for such a submission within a shorter period of time, the Town shall make the submission within the time designated by the Town.

The Schedule of Values shall be divided into “Line Items” listed separately by plant type. Each line item shall be assigned a unit price. The sum of the line items in the schedule of Values shall equal the amount bid for the item “Furnishing, Planting and Mulching Trees, Shrubs, Vines, and Ground Cover Plants.”

The Schedule of Values shall be in the following format:

QTY	BOTANICAL NAME	COMMON NAME	CAL./HT./SIZE	QTY	UNIT COST	COST
11	<i>Koelreuteria paniculata</i>	golden rain tree	2"-2 1/2" CAL. B.B.	11		
12	<i>Liquidambar styraciflua</i>	American sweetgum	2"-2 1/2" CAL. B.B.	12		
2	CORNUS FLORIDA	FLOWERING DOGWOOD	5-6' HT. B.B.	2		
18	<i>Aronia arbutifolia 'Brilliantissima'</i>	RED CHOKEBERRY	2'-3' HT. B.B.	18		
6	<i>Myrica pensylvanica</i>	NORTHERN BAYBERRY	24"-36" HT. B.B.	6		
9	<i>Rhododendron 'Blaauw's Pink'</i>	evergreen azalea	2'-3' HT. B.B.	9		
20	<i>Sedum 'Autumn Joy'</i>	Sedum Autumn Joy	1 gallon container	20		
76	<i>Echinacea purpurea</i>	purple coneflower	1 gallon container	76		
41	<i>Heemerocallis 'Stella de Oro'</i>	daylily	1 gallon container	41		
18	<i>Nepeta x faassenii 'Walker's Low'</i>	CATMINT	1 gallon container	18		
29	<i>Rudbeckia hirta</i>	black-eyed Susan	1 gallon container	29		
264	<i>Rhus aromatica 'Gro-Low'</i>	fragrant sumac	18"-24" HT. B.B.	264		
165	<i>Narcissus 'Cheerfulness'</i>	daffodil	6 EA PER BAG	165		
					TOTAL	

**9.49.3 – Method of Measurement:** *Replace Subsection 1 with the following:*

**1. Planting:** This work is being paid as a Lump Sum and will not be measured for payment.

**9.49.4 – Basis of Payment:** *Replace Subsection 1 with the following:*

**1. Planting:** Partial payment for this work will be made up to 80% of the schedule of values price each for the kind and size of plant and the method of planting, as the case may be, satisfactorily completed in place. Final payment will not be provided until final acceptance of all plantings.

Pay Item	Pay Unit
Furnishing, Planting and Mulching Trees, Shrubs, Vines and Ground Cover Plants	L.S.

## **ITEM #0949111A – PROTECTIVE FENCING**

### **Description:**

This item shall consist of protecting and maintaining the existing trees and shrubs located within the limits indicated on the plans or as directed by the Engineer. Protection and maintenance work shall include furnishing and installing Protective Fencing.

### **Materials:**

Protective fencing shall consist of a 5 feet high, orange safety delineator fence with 7 to 8 feet long posts of high carbon steel, drive type, with spade anchors.

### **Construction Methods:**

**1. General:** All tree protection and maintenance work shall be performed in compliance with the National Arborist Association and the American National Standards Institute (ANSI) Publication: ANSI Z 133.1 "Safety Requirements for Pruning, Trimming, Repairing, Maintaining and Removing Trees, and for Cutting Brush."

The Contractor, the Engineer, and the Landscape designer shall meet on the site to discuss all aspects of tree protection and maintenance prior to the commencement of any work, including clearing and grubbing operations. This meeting will include the field inspection of the staked limit of grading to review the existing vegetation and to identify any field modifications to the work.

No excavated material or construction materials are to be stockpiled within the drip line of any tree. Tree root systems shall be protected from smothering, flooding, erosion, and excessive wetting resulting from dewatering operations; and from run-off, spillage, and drainage of solutions containing materials which would be deleterious to tree roots. Parking and vehicular traffic will not be permitted within the tree's drip lines. Foot traffic over tree roots shall be restricted to prevent excessive compaction of soil over root systems.

**2. Protective fencing:** The Contractor shall install protective fencing along the edge of the trench line by driving posts 8 to 10 feet on centers into the ground to support the fence material firmly. The installations shall be maintained or replaced until they are no longer necessary for the purpose intended or as ordered by the Engineer. In areas where construction falls within the drip line of trees, fencing shall be removed and replaced as work near the trees is completed, to prevent excessive soil compaction.

### **Method of Measurement:**

This work shall be measured by the actual number of linear feet of "Protective Fencing" installed and accepted. The fence shall be measured once, throughout the duration of the project at the time of installation. No additional payment will be made for the reinstallation, repair or replacement of the fence. Measurement shall be made along the centerline of the fence.

### **Method of Payment:**

Payment for this work will be made at the contract unit price per linear foot for "Protective Fencing" complete in place, which price shall include all materials, equipment, tools, labor incidental to the installation, maintenance, replacement, removal and disposal of fence.

**Payment Item****Pay Unit**

Protective Fencing

L. F.

## **ITEM #0950019A – TURF ESTABLISHMENT - LAWN**

**Description:** The work included in this item shall consist of providing an accepted stand of grass by furnishing and placing seed as shown on the plans or as directed by the Engineer.

**Materials:** The materials for this work shall conform to the requirements of Section 9.50 of Standard Specification Form 817. The following mix shall be used for this item:

### **Turf Seed Mix:**

In order to preserve and enhance the diversity, the source for seed mixtures shall be locally obtained within the Northeast USA including New England, New York, Pennsylvania, New Jersey, Delaware, or Maryland. One approved seed mixture is detailed below. Other proposed mixtures must be approved by the ConnDOT Landscape Design office.

<b><u>Proportion (Percent)</u></b>	<b><u>Species Common name</u></b>	<b><u>Scientific name</u></b>
25	Kentucky Bluegrass Improved varieties	<i>Poa pratensis</i>
45	Red Fescue Improved varieties	<i>Festuca rubra</i>
30	Perennial Ryegrass Improved varieties	<i>Lolium perenne</i>

**Construction Methods:** Construction Methods shall be those established as agronomically acceptable and feasible and that are approved by the Engineer. Rate of application shall be field determined in Pure Live Seed (PLS) based on the minimum purity and minimum germination of the seed obtained. Calculate the PLS for each seed species in the mix. Adjust the seeding rate for the above composite mix, based on 250 lbs. (274 kg.) per acre (hectare). The seed shall be mulched in accordance with Article 9.50.03.

**Method of Measurement:** This work will be measured for payment by the number of square yards (square meters) of surface area of accepted established grasses as specified or by the number of square yards (square meters) of surface area of seeding actually covered and as specified.

**Basis of Payment:** This work will be paid for at the contract unit price per square yard (square meters) for “Turf Establishment - Lawn” which price shall include all materials maintenance, equipment, tools, labor, and work incidental thereto. Partial payment of up to 60% may be made for work completed, but not accepted.

**Pay Item**

Turf Establishment - Lawn

**Pay Unit**

S.Y.



## **ITEM #0969060A - CONSTRUCTION FIELD OFFICE, SMALL**

**Description:** Under the item included in the bid document, adequate weatherproof office quarters with related furnishings, materials, equipment and other services, shall be provided by the Contractor for the duration of the work, and if necessary, for a close-out period determined by the Engineer. The office, furnishings, materials, equipment, and services are for the exclusive use of TOWN OF TRUMBULL forces and others who may be engaged to augment TOWN OF TRUMBULL forces with relation to the Contract. The office quarters shall be located convenient to the work site and installed in accordance with Article 1.08.02. This office shall be separated from any office occupied by the Contractor. Ownership and liability of the office quarters shall remain with the Contractor.

**Furnishings/Materials/Supplies/Equipment:** All furnishings, materials, equipment and supplies shall be in like new condition for the purpose intended and require approval of the Engineer.

**Office Requirements:** The Contractor shall furnish the office quarters and equipment as described below:

Description \ Office Size	Small	Med.	Large	Extra Large
Minimum Sq. Ft. of floor space with a minimum ceiling height of 7 ft.	400	400	1000	2000
Minimum number of exterior entrances.	2	2	2	2
Minimum number of parking spaces.	7	7	10	15

**Office Layout:** The office shall have a minimum square footage as indicated in the table above, and shall be partitioned as shown on the building floor plan as provided by the Engineer.

**Tie-downs and Skirting:** Modular offices shall be tied-down and fully skirted to ground level.

**Lavatory Facilities:** For field offices sizes Small and Medium the Contractor shall furnish a toilet facility at a location convenient to the field office for use by TOWN OF TRUMBULL personnel and such assistants as they may engage; and for field offices sizes Large and Extra Large the Contractor shall furnish two (2) separate lavatories with toilet (men and women), in separately enclosed rooms that are properly ventilated and comply with applicable sanitary codes. Each lavatory shall have hot and cold running water and flush-type toilets. For all facilities the Contractor shall supply lavatory and sanitary supplies as required.

**Windows and Entrances:** The windows shall be of a type that will open and close conveniently, shall be sufficient in number and size to provide adequate light and ventilation, and shall be fitted with locking devices, blinds and screens. The entrances shall be secure, screened, and fitted with a lock for which four keys shall be furnished. All keys to the construction field office shall be furnished to the TOWN OF TRUMBULL and will be kept in their possession while State personnel are using the office. Any access to the entrance ways shall meet applicable building codes, with appropriate handrails. Stairways shall be ADA/ABA compliant and have non-skid tread surfaces. An ADA/ABA compliant ramp with non-skid surface shall be provided with the Extra-Large field office.

Lighting: The Contractor shall equip the office interior with electric lighting that provides a minimum illumination level of 100 foot-candles at desk level height, and electric outlets for each desk and drafting table. The Contractor shall also provide exterior lighting that provides a minimum illumination level of 2 foot-candles throughout the parking area and for a minimum distance of 10 ft. on each side of the field office.

Parking Facility: The Contractor shall provide a parking area, adjacent to the field office, of sufficient size to accommodate the number of vehicles indicated in the table above. If a paved parking area is not readily available, the Contractor shall construct a parking area and driveway consisting of a minimum of 6 inches of processed aggregate base graded to drain. The base material will be extended to the office entrance.

Field Office Security: Physical Barrier Devices - This shall consist of physical means to prevent entry, such as: 1) All windows shall be barred or security screens installed; 2) All field office doors shall be equipped with dead bolt locks and regular day operated door locks; and 3) Other devices as directed by the Engineer to suit existing conditions.

Electric Service: The field office shall be equipped with an electric service panel, wiring, outlets, etc., to serve the electrical requirements of the field office, including: lighting, general outlets, computer outlets, calculators etc., and meet the following minimum specifications:

- A. 120/240 volt, 1 phase, 3 wire
- B. Ampacity necessary to serve all equipment. Service shall be a minimum 100 amp dedicated to the construction field office.
- C. The electrical panel shall include a main circuit breaker and branch circuit breakers of the size and quantity required.
- D. Additional 120 volt, single phase, 20 amp, isolated ground dedicated power circuit with dual NEMA 5-20 receptacles will be installed at each desk and personal computer table (workstation) location.
- E. Additional 120 volt, single phase, 20 amp, isolated ground dedicated power circuit with dual NEMA 5-20 receptacles will be installed, for use by the Telephone Company.
- F. Additional 120-volt circuits and duplex outlets as required meeting National Electric Code requirements.
- G. One exterior (outside) wall mounted GFI receptacle, duplex, isolated ground, 120 volt, straight blade.
- H. After work is complete and prior to energizing, the TOWN OF TRUMBULL building department, must be contacted at 203-452-5020.
- I. Prior to field office removal, the TOWN OF TRUMBULL must be notified to deactivate the communications equipment.

Heating, Ventilation and Air Conditioning (HVAC): The field office shall be equipped with sufficient heating, air conditioning and ventilation equipment to maintain a temperature range of 68°-80° Fahrenheit within the field office.

Telephone Service: The Contractor shall provide telephone service with unlimited nation-wide calling plan. For a Small, Medium and Large field office this shall consist of the installation of two (2) telephone lines: one (1) line for phone/voice service and one (1) line dedicated for the facsimile machine. For an Extra-Large field office this shall consist of four (4) telephone lines: three (3) lines for phone/voice service and one (1) line dedicated for facsimile machine. The Contractor shall pay all charges.

Additional Equipment, Facilities and Services: The Contractor shall provide at the field Office at least the following to the satisfaction of the Engineer:

Furnishing Description	Office Size			
	Small	Med.	Large	Extra Large
	Quantity			
Office desk (2.5 ft. x 5 ft.) with drawers, locks, and matching desk chair that have pneumatic seat height adjustment and dual wheel casters on the base.	1	3	5	8
Standard secretarial type desk and matching desk chair that has pneumatic seat height adjustment and dual wheel casters on the base.	-	-	-	1
Personal computer tables (4 ft. x 2.5 ft.).	2	3	5	8
Drafting type tables (3 ft. x 6 ft.) and supported by wall brackets and legs; and matching drafters stool that have pneumatic seat height adjustment, seat back and dual wheel casters on the base.	1	1	1	2
Conference table, 3 ft. x 12 ft.	-	-	-	1
Table – 3 ft. x 6 ft.	-	-	-	1
Office Chairs.	2	4	8	20
Mail slot bin – legal size.	-	-	1	1
Non-fire resistant cabinet.	-	-	2	4
Fire resistant cabinet (legal size/4 drawer), locking.	1	1	2	3
Storage racks to hold 3 ft. x 5 ft. display charts.	-	-	1	2
Vertical plan racks for 2 sets of 2 ft. x 3 ft. plans for each rack.	1	1	2	2
Double door supply cabinet with 4 shelves and a lock – 6 ft. x 4 ft.	-	-	1	2
Case of cardboard banker boxes (Min 10 boxes/case)	1	1	2	3
Open bookcase – 3 shelves – 3 ft. long.	-	-	2	2
White Dry-Erase Board, 36" x 48" min. with markers and eraser.	1	1	1	1
Interior partitions – 6 ft. x 6 ft., soundproof type, portable and freestanding.	-	-	6	6
Coat rack with 20 coat capacity.	-	-	-	1
Wastebaskets - 30 gal., including plastic waste bags.	1	1	1	2
Wastebaskets - 5 gal., including plastic waste bags.	1	3	6	10

Electric wall clock.	-	-	-	2
Telephone.	1	1	1	-
Full size stapler 20 (sheet capacity, with staples)	1	2	5	8
Desktop tape dispensers (with Tape)	1	2	5	8
8 Outlet Power Strip with Surge Protection	3	4	6	9
Rain Gauge	1	1	1	1
Business telephone system for three lines with ten handsets, intercom capability, and one speaker phone for conference table.	-	-	-	1
Mini refrigerator - 3.2 c.f. min.	1	1	1	1
Hot and cold water dispensing unit. Disposable cups and bottled water shall be supplied by the Contractor for the duration of the project.	1	1	1	1
Microwave, 1.2 c.f. , 1000W min.	1	1	1	1
Fire extinguishers - provide and install type and *number to meet applicable State and local codes for size of office indicated, including a fire extinguisher suitable for use on a computer terminal fire.	*	*	*	*
Electric pencil sharpeners.	1	2	2	2
Electronic office type printing calculators capable of addition, subtraction, multiplication and division with memory and a supply of printing paper.	1	1	2	4
Small Multi-Function Laser Printer/Copier/Scanner/Fax combination unit, network capable, as specified below under <u>Computer Related Hardware and Software</u> .	1	1		
Large Multi-Function Laser Printer/Copier/Scanner/Fax combination unit, network capable, as specified below under <u>Computer Related Hardware and Software</u> .			1	1
Field Office Wi-Fi Connection as specified below under <u>Computer Related Hardware and Software</u>	1	1	1	1
Wi-Fi Printer as specified below under <u>Computer Related Hardware and Software</u> .	1	1	1	1
Digital Camera as specified below under <u>Computer Related Hardware and Software</u> .	1	1	3	3
Video Projector as specified below under <u>Computer Related Hardware and Software</u> .	-	-	-	1
Smart Board as specified below under <u>Computer Related Hardware and Software</u> .	-	-	-	1
Infrared Thermometer, including annual third party certified calibration, case, and cleaning wipes.	1	1	1	2
Concrete Curing Box as specified below under Concrete Testing Equipment.	1	1	1	1

Concrete Air Meter and accessories as specified below under Concrete Testing Equipment as specified below. Contractor shall provide third party calibration on a quarterly basis.	1	1	1	1
Concrete Slump Cone and accessories as specified below under Concrete Testing Equipment.	1	1	1	1
First Aid Kit	1	1	1	1
Flip Phones as specified under <u>Computer Related Hardware and Software</u> .	-	-	-	-
Smart Phones as specified under <u>Computer Related Hardware and Software</u> .	-	-	-	-

The furnishings and equipment required herein shall remain the property of the Contractor. Any supplies required to maintain or operate the above listed equipment or furnishings shall be provided by the Contractor for the duration of the project.

Computer Related Hardware and Software: The TOWN OF TRUMBULL will supply by its own means the actual Personal Computers for the TOWN OF TRUMBULL representatives. The Contractor shall supply the Field Office Wi-Fi Connection, Wi-Fi Printer, Digital Camera(s), Flip Phones, Smart Phones, Multifunction Laser Printer/Copier/Scanner/Fax, Video Projectors, and Smart Board(s) as well as associated hardware and software, must meet the requirements of this specification as well as the latest minimum specifications posted, as of the project advertising date.

Within 10 calendar days after the signing of the Contract but before ordering/purchasing the Wi-Fi Printer (separate from the Multifunction Laser Printer/Copier/Scanner/Fax), Field Office Wi-Fi, Digital Camera(s), Flip Phones, Smart Phones, Multifunction Laser Printer/Copier/Scanner/Fax, Video Projector(s) and Smart Board(s) as well as associated hardware, the Contractor must submit a copy of their proposed order(s) with catalog cuts and specifications to the Administering TOWN OF TRUMBULL for review and approval. The Wi-Fi Printer, Wi-Fi Router, Flip Phones, Smart Phones, digital cameras, Projector(s) and Smart Board(s) will be reviewed by TOWN OF TRUMBULL personnel. The Multifunction Laser Printer/Copier/Scanner/Fax will be reviewed by the TOWN OF TRUMBULL. The Contractor shall not purchase the hardware, software, or services until the Administering TOWN OF TRUMBULL informs them that the proposed equipment, software, and services are approved. The Contractor will be solely responsible for the costs of any hardware, software, or services purchased without approval.

The Contractor and/or their internet service provider shall be responsible for the installation and setup of the field office Wi-Fi, Wi-Fi printer, and the configuration of the wireless router as directed by the TOWN OF TRUMBULL. Installation will be coordinated with TOWN OF TRUMBULL and Project personnel.

After the approval of the hardware and software, the Contractor shall contact the designated representatives of the TOWN OF TRUMBULL, a minimum of 2 working days in advance of the proposed delivery or installation of the Field Office Wi-Fi Connection, Wi-Fi Printer, Digital Camera(s), Flip Phones, Smart Phones, Multifunction Laser Printer/Copier/Scanner/Fax, Video Projectors and Smart Board(s), as well as associated hardware, software, supplies, and support documentation.

The Contractor shall provide all supplies, paper, maintenance, service and repairs (including labor and parts) for the Wi-Fi printers, copiers, field office Wi-Fi, fax machines and other equipment and facilities required by this specification for the duration of the Contract. All repairs must be performed with-in 48 hours. If the repairs require more than a 48 hours then an equal or better replacement must be provided.

Once the Contract has been completed, the hardware and software will remain the property of the Contractor.

First Aid Kit: The Contractor shall supply a first aid kit adequate for the number of personnel expected based on the size of the field office specified and shall keep the first aid kit stocked for the duration that the field office is in service.

Rain Gauge: The Contractor shall supply install and maintain a rain gauge for the duration of the project, meeting these minimum requirements. The rain gauge shall be installed on the top of a post such that the opening of the rain gauge is above the top of the post an adequate distance to avoid splashing of rain water from the top of the post into the rain gauge. The Location of the rain gauge and post shall be approved by the Engineer. The rain gauge shall be made of a durable material and have graduations of 0.1 inches or less with a minimum total column height of 5 inches. If the rain gauge is damaged the Contractor shall replace it prior to the next forecasted storm event at no additional cost.

Concrete Testing Equipment: If the Contract includes items that require compressive strength cylinders for concrete, in accordance with the Schedule of Minimum Testing Requirements for Sampling Materials for Test, the Contractor shall provide the following equipment.

- A) Concrete Cylinder Curing Box – meeting the requirements of Section 6.12 of the Standard Specifications.
- B) Air Meter – The air meter provided shall be in good working order and meet the requirements of AASHTO T 152.
- C) Slump Cone Mold – Slump cone, base plate, and tamping rod shall be provided in like-new condition and meet the requirements of AASHTO T119, Standard Test Method for Slump of Hydraulic-Cement Concrete.

All testing equipment will remain the property of the Contractor at the completion of the project.

Insurance Policy: The Contractor shall provide a separate insurance policy, with no deductible, in the minimum amount of five thousand dollars (\$5,000) in order to insure all Town-owned data equipment and supplies used in the office against all losses. The Contractor shall be named insured on that policy, and the TOWN OF TRUMBULL shall be an additional named insured on the policy. These losses shall include, but not be limited to: theft, fire, and physical damage. The TOWN OF TRUMBULL will be responsible for all maintenance costs of TOWN OF TRUMBULL owned computer hardware. In the event of loss, the Contractor shall provide replacement equipment in accordance with current TOWN OF TRUMBULL equipment specifications, within seven days of

notice of the loss. If the Contractor is unable to provide the required replacement equipment within seven days, the TOWN OF TRUMBULL may provide replacement equipment and deduct the cost of the equipment from monies due or which may become due the Contractor under the Contract or under any other contract. The Contractor's financial liability under this paragraph shall be limited to the amount of the insurance coverage required by this paragraph. If the cost of equipment replacement required by this paragraph should exceed the required amount of the insurance coverage, the TOWN OF TRUMBULL will reimburse the Contractor for replacement costs exceeding the amount of the required coverage.

**Maintenance:** During the occupancy by the TOWN OF TRUMBULL, the Contractor shall maintain all facilities and furnishings provided under the above requirements, and shall maintain and keep the office quarters clean through the use of weekly professional cleaning to include, but not limited to, washing & waxing floors, cleaning restrooms, removal of trash, etc. Exterior areas shall be mowed and clean of debris. A trash receptacle (dumpster) with weekly pickup (trash removal) shall be provided. Snow removal, sanding and salting of all parking, walkway, and entrance ways areas shall be accomplished during a storm if on a workday during work hours, immediately after a storm and prior to the start of a workday. If snow removal, salting and sanding are not completed by the specified time, the State will provide the service and all costs incurred will be deducted from the next payment estimate.

**Method of Measurement:** The furnishing and maintenance of the construction field office will be measured for payment by the number of calendar months that the office is in place and in operation, rounded up to the nearest month.

There will not be any price adjustment due to any change in the minimum computer related hardware and software requirements.

**Basis of Payment:** The furnishing and maintenance of the Construction Field Office will be paid for at the Contract unit price per month for "Construction Field Office, (Type)," which price shall include all material, equipment, labor, service contracts, licenses, software, repair or replacement of hardware and software, related supplies, utility services, parking area, external illumination, trash removal, snow and ice removal, and work incidental thereto, as well as any other costs to provide requirements of this specified this specification.

<u>Pay Item</u>	<u>Pay Unit</u>
Construction Field Office, (Small)	Month

## **ITEM NO. 0971001A – MAINTENANCE AND PROTECTION OF TRAFFIC**

### **Article 9.71.01 – Description is supplemented by the following:**

The Contractor shall maintain and protect traffic as described by the following and as limited in the Special Provision "Prosecution and Progress":

#### **Route 127 (White Plains Road/Church Hill Road)**

The Contractor shall maintain and protect a minimum of two lanes of traffic in each direction, each lane on a paved travel path not less than 11 feet in width.

Excepted therefrom will be those periods, during the allowable periods, when the Contractor is actively working, at which time the Contractor shall be allowed to maintain and protect a minimum of one lane of traffic on a paved travel path not less than 12 feet in width.

Where turn lanes exist, the Contractor shall provide an additional 10 feet of paved travel path to be used for turning vehicles only. This additional 10 feet of travel path shall be a minimum length of 150 feet. It shall be implemented so that sufficient storage, taper length, and turning radius are provided.

#### **Tait Road**

The Contractor shall maintain and protect a minimum of one lane of traffic in each direction, each lane on a paved travel path not less than 11 feet in width.

Excepted therefrom will be those periods, during the allowable periods, when the Contractor is actively working, at which time the Contractor shall maintain and protect at least an alternating one-way traffic operation, on a paved travel path not less than 11 feet in width. The length of the alternating one-way traffic operation shall not exceed 300 feet and there shall be no more than one alternating one-way traffic operation within project limits without the prior approval of the Engineer.

#### **SR 734 (Daniels Farm Road)**

The Contractor shall maintain and protect a minimum of one lane of traffic in each direction, each lane on a paved travel path not less than 11 feet in width.

#### **Commercial and Residential Driveways**

The Contractor shall maintain access to and egress from all commercial and residential driveways throughout the project limits. The Contractor will be allowed to close said driveways to perform the required work during those periods when the businesses are closed, unless permission is granted from the business owner to close the driveway during business hours. If a



temporary closure of a residential driveway is necessary, the Contractor shall coordinate with the owner to determine the time period of the closure.

**Article 9.71.03 - Construction Method is supplemented as follows:**

**General**

When the Contractor is excavating adjacent to the roadway, the Contractor shall provide a 3-foot shoulder between the work area and travel lanes, with traffic drums spaced every 50 feet. At the end of the workday, if the vertical drop-off exceeds 3 inches, the Contractor shall provide a temporary traversable slope of 4:1 or flatter that is acceptable to the Engineer.

If applicable, when an existing sign is removed, it shall be either relocated or replaced by a new sign during the same working day.

The Contractor shall not store any material on-site which would present a safety hazard to motorists or pedestrians (e.g. fixed object or obstruct sight lines).

The field installation of a signing pattern shall constitute interference with existing traffic operations and shall not be allowed, except during the allowable periods.

**Existing Signing**

The Contractor shall maintain all existing side-mounted signs throughout the project limits during the duration of the project. The Contractor shall temporarily relocate signs and sign supports as many times as deemed necessary, and install temporary sign supports if necessary and as directed by the Engineer.

**Requirements for Winter**

The Contractor shall schedule a meeting with representatives from the Department including the offices of Maintenance and Traffic, and the Town of Trumbull to determine what interim traffic control measures the Contractor shall accomplish for the winter to provide safety to the motorists and permit adequate snow removal procedures. This meeting shall be held prior to October 31 of each year and will include, but not be limited to, discussion of the status and schedule of the following items: lane and shoulder widths, pavement restoration, traffic signal work, pavement markings, and signing.

**Signing Patterns**

The Contractor shall erect and maintain all signing patterns in accordance with the traffic control plans contained herein. Proper distances between advance warning signs and proper taper lengths are mandatory.

### **Pavement Markings -Non-Limited Access Multilane Roadways**

#### **Secondary and Local Roadways**

During construction, the Contractor shall maintain all pavement markings on paved surfaces on all roadways throughout the limits of the project.

#### **Interim Pavement Markings**

The Contractor shall install painted pavement markings, which shall include centerlines, edge lines, lane lines (broken lines), lane-use arrows, and stop bars, on each intermediate course of bituminous concrete pavement and on any milled surface by the end of the work day/night. If the next course of bituminous concrete pavement will be placed within seven days, edge lines are not required. The painted pavement markings will be paid under the appropriate items.

If the Contractor will install another course of bituminous concrete pavement within 24 hours, the Contractor may install Temporary Plastic Pavement Marking Tape in place of the painted pavement markings by the end of the work day/night. These temporary pavement markings shall include centerlines, lane lines (broken lines) and stop bars; edge lines are not required. Centerlines shall consist of two 4 inch wide yellow markings, 2 feet in length, side by side, 4 to 6 inches apart, at 40-foot intervals. No passing zones should be posted with signs in those areas where the final centerlines have not been established on two-way roadways. Stop bars may consist of two 6 inch wide white markings or three 4 inch wide white markings placed side by side. The Contractor shall remove and dispose of the Temporary Plastic Pavement Marking Tape when another course of bituminous concrete pavement is installed. The cost of furnishing, installing and removing the Temporary Plastic Pavement Marking Tape shall be at the Contractor's expense.

If an intermediate course of bituminous concrete pavement will be exposed throughout the winter, then Epoxy Resin Pavement Markings should be installed unless directed otherwise by the Engineer.

#### **Final Pavement Markings**

The Contractor should install painted pavement markings on the final course of bituminous concrete pavement by the end of the work day/night. If the painted pavement markings are not installed by the end of the work day/night, then Temporary Plastic Pavement Marking Tape shall be installed as described above and the painted pavement markings shall be installed by the end of the work day/night on Friday of that week.

If Temporary Plastic Pavement Marking Tape is installed, the Contractor shall remove and dispose of these markings when the painted pavement markings are installed. The cost of furnishing, installing and removing the Temporary Plastic Pavement Marking Tape shall be at the Contractor's expense.

The Contractor shall install permanent Epoxy Resin Pavement Markings in accordance with Section 12.10 entitled "Epoxy Resin Pavement Markings" after such time as determined by the Engineer.

## **TRAFFIC CONTROL DURING CONSTRUCTION OPERATIONS**

The following guidelines shall assist field personnel in determining when and what type of traffic control patterns to use for various situations. These guidelines shall provide for the safe and efficient movement of traffic through work zones and enhance the safety of work forces in the work area.

### **TRAFFIC CONTROL PATTERNS**

Traffic control patterns shall be used when a work operation requires that all or part of any vehicle or work area protrudes onto any part of a travel lane or shoulder. For each situation, the installation of traffic control devices shall be based on the following:

- Speed and volume of traffic
- Duration of operation
- Exposure to hazards

Traffic control patterns shall be uniform, neat and orderly so as to command respect from the motorist.

In the case of a horizontal or vertical sight restriction in advance of the work area, the traffic control pattern shall be extended to provide adequate sight distance for approaching traffic.

If a lane reduction taper is required to shift traffic, the entire length of the taper should be installed on a tangent section of roadway so that the entire taper area can be seen by the motorist.

Any existing signs that are in conflict with the traffic control patterns shall be removed, covered, or turned so that they are not readable by oncoming traffic.

When installing a traffic control pattern, a Buffer Area should be provided and this area shall be free of equipment, workers, materials and parked vehicles.

Typical traffic control plans 19 through 25 may be used for moving operations such as line striping, pot hole patching, mowing, or sweeping when it is necessary for equipment to occupy a travel lane.

Traffic control patterns will not be required when vehicles are on an emergency patrol type activity or when a short duration stop is made and the equipment can be contained within the shoulder. Flashing lights and appropriate trafficperson shall be used when required.

Although each situation must be dealt with individually, conformity with the typical traffic control plans contained herein is required. In a situation not adequately covered by the typical traffic control plans, the Contractor must contact the Engineer for assistance prior to setting up a traffic control pattern.

## **PLACEMENT OF SIGNS**

Signs must be placed in such a position to allow motorists the opportunity to reduce their speed prior to the work area. Signs shall be installed on the same side of the roadway as the work area. On multi-lane divided highways, advance warning signs shall be installed on both sides of the highway. On directional roadways (on-ramps, off-ramps, one-way roads), where the sight distance to signs is restricted, these signs should be installed on both sides of the roadway.

## **ALLOWABLE ADJUSTMENT OF SIGNS AND DEVICES SHOWN ON THE TRAFFIC CONTROL PLANS**

The traffic control plans contained herein show the location and spacing of signs and devices under ideal conditions. Signs and devices should be installed as shown on these plans whenever possible.

The proper application of the traffic control plans and installation of traffic control devices depends on actual field conditions.

Adjustments to the traffic control plans shall be made only at the direction of the Engineer to improve the visibility of the signs and devices and to better control traffic operations. Adjustments to the traffic control plans shall be based on safety of work forces and motorists, abutting property requirements, driveways, side roads, and the vertical and horizontal curvature of the roadway.

The Engineer may require that the traffic control pattern be located significantly in advance of the work area to provide better sight line to the signing and safer traffic operations through the work zone.

Table I indicates the minimum taper length required for a lane closure based on the posted speed limit of the roadway. These taper lengths shall only be used when the recommended taper lengths shown on the traffic control plans cannot be achieved.

**TABLE I – MINIMUM TAPER LENGTHS**

POSTED SPEED LIMIT MILES PER HOUR	MINIMUM TAPER LENGTH IN FEET FOR A SINGLE LANE CLOSURE
30 OR LESS	180
35	250
40	320
45	540
50	600
55	660
65	780

## **SECTION 1. WORK ZONE SAFETY MEETINGS**

- 1.a) Prior to the commencement of work, a work zone safety meeting will be conducted with representatives of DOT Construction, Connecticut State Police (Local Barracks), Municipal Police, the Contractor (Project Superintendent) and the Traffic Control Subcontractor (if different than the prime Contractor) to review the traffic operations, lines of responsibility, and operating guidelines which will be used on the project. Other work zone safety meetings during the course of the project should be scheduled as needed.
- 1.b) A Work Zone Safety Meeting Agenda shall be developed and used at the meeting to outline the anticipated traffic control issues during the construction of this project. Any issues that can't be resolved at these meetings will be brought to the attention of the District Engineer and the Office of Construction. The agenda should include:
  - Review Project scope of work and time
  - Review Section 1.08, Prosecution and Progress
  - Review Section 9.70, Trafficpersons
  - Review Section 9.71, Maintenance and Protection of Traffic
  - Review Contractor's schedule and method of operations.
  - Review areas of special concern: ramps, turning roadways, medians, lane drops, etc.
  - Open discussion of work zone questions and issues
  - Discussion of review and approval process for changes in contract requirements as they relate to work zone areas

## **SECTION 2. GENERAL**

- 2.a) If the required minimum number of signs and equipment (i.e. one High Mounted Internally Illuminated Flashing Arrow for each lane closed, two TMAs, Changeable Message Sign, etc.) are not available; the traffic control pattern shall not be installed.
- 2.b) The Contractor shall have back-up equipment (TMAs, High Mounted Internally Illuminated Flashing Arrow, Changeable Message Sign, construction signs, cones/drums, etc.) available at all times in case of mechanical failures, etc. The only exception to this is in the case of sudden equipment breakdowns in which the pattern may be installed but the Contractor must provide replacement equipment within 24 hours.
- 2.c) Failure of the Contractor to have the required minimum number of signs, personnel and equipment, which results in the pattern not being installed, shall not be a reason for a time extension or claim for loss time.
- 2.d) In cases of legitimate differences of opinion between the Contractor and the Inspection staff, the Inspection staff shall err on the side of safety. The matter shall be brought to

the District Office for resolution immediately or, in the case of work after regular business hours, on the next business day.

### **SECTION 3. INSTALLING AND REMOVING TRAFFIC CONTROL PATTERNS**

- 3.a) Lane Closures shall be installed beginning with the advance warning signs and proceeding forward toward the work area.
- 3.b) Lane Closures shall be removed in the reverse order, beginning at the work area, or end of the traffic control pattern, and proceeding back toward the advance warning signs.
- 3.c) Stopping traffic may be allowed:
  - As per the contract for such activities as blasting, steel erection, etc.
  - During paving, milling operations, etc. where, in the middle of the operation, it is necessary to flip the pattern to complete the operation on the other half of the roadway and traffic should not travel across the longitudinal joint or difference in roadway elevation.
  - To move slow moving equipment across live traffic lanes into the work area.
- 3.d) Temporary road closures using Rolling Road Blocks (RRB) may be allowed on limited access highways for operations associated with the installation and removal of temporary lane closures. RRB may be allowed for the installation and removal of lead signs and lane tapers only and shall meet the following requirements:
  - RRB may not start prior to the time allowed in the contract Limitations of Operation for sign pattern installation. Sign pattern removal must be complete prior to the time indicated in the Limitations of Operation for restoring the lanes to traffic.
  - On limited access highways with 4 lanes or more, a RRB may not start until the Limitations of Operation Chart allows a 2 lane closure. In areas with good sight lines and full shoulders, opposite side lead signs should be installed in a separate operation.
  - Truck-Mounted Impact Attenuators (TMAs) equipped with arrow boards shall be used to slow traffic to implement the RRB. State Police Officers in marked vehicles may be used to support the implementation of the RRB. The RRB shall start by having all vehicles, including Truck-Mounted Impact Attenuators TMAs and police vehicles leave the shoulder or on-ramp and accelerate to a normal roadway speeds in each lane, then the vehicles will position themselves side by side and decelerate to the RRB speed on the highway.
  - An additional Truck-Mounted Impact Attenuator TMAs equipped with a Portable Changeable Message Sign shall be utilized to advise the motorists that sign pattern installation / removal is underway. The Pre-Warning Vehicle (PWV) should be initially positioned in the right shoulder ½ mile prior to the RRB operation. If a traffic queue reaches the PWV's initial location, the contractor shall slowly reverse the PWV along the shoulder to position itself prior to the new back of queue. A Pre-

Warning Vehicle, as specified elsewhere in the contract, shall be utilized to advise the motorists that sign pattern installation / removal is underway.

- The RRB duration shall not exceed 15 minutes from start of the traffic block until all lanes are opened as designated in the Limitation of Operation chart. If the RRB duration exceeds 15 minutes on 2 successive shifts, no further RRB will be allowed until the Contractor obtains approval for a revised installation procedure from the respective construction District.
  - RRB should not be utilized to expand a lane closure pattern to an additional lane during the shift. The workers and equipment required to implement the additional lane closure should be staged from within the closed lane. Attenuator trucks (and State Police if available) should be used to protect the workers installing the taper in the additional lane.
  - Exceptions to these work procedures may be submitted to the District Office for consideration. A minimum of 2 business days should be allowed for review and approval by the District.
  - The RRB procedures (including any approved exceptions) will be reviewed and discussed by the inspection team and the Contractor in advance of the work. The implementation of the agreed upon plan will be reviewed with the State Police during the Work Zone Safety meeting held before each shift involving temporary lane closures. If the State Police determine that alternative procedures should be implemented for traffic control during the work shift, the Department and Contractor will attempt to resolve any discrepancies with the duty sergeant at the Troop. If the discrepancies are unable to be resolved prior to the start of the shift, the work will proceed as recommended by the Department Trooper. Any unresolved issues will be addressed the following day.
- 3.e) The Contractor must adhere to using the proper signs, placing the signs correctly, and ensuring the proper spacing of signs.
- 3.f) Additional devices are required on entrance ramps, exit ramps, and intersecting roads to warn and/or move traffic into the proper travel path prior to merging/exiting with/from the main line traffic. This shall be completed before installing the mainline pattern past the ramp or intersecting roadway.
- 3.g) Prior to installing a pattern, any conflicting existing signs shall be covered with an opaque material. Once the pattern is removed, the existing signs shall be uncovered.
- 3.h) On limited access roadways, workers are prohibited from crossing the travel lanes to install and remove signs or other devices on the opposite side of the roadway. Any signs or devices on the opposite side of the roadway shall be installed and removed separately.

#### **SECTION 4. USE OF HIGH MOUNTED INTERNALLY ILLUMINATED FLASHING ARROW**

- 4.a) On limited access roadways, one Flashing Arrow shall be used for each lane that is closed. The Flashing Arrow shall be installed concurrently with the installation of the traffic control pattern and its placement shall be as shown on the traffic control plan. For multiple lane closures, one Flashing Arrow is required for each lane closed. If conditions warrant, additional Flashing Arrows should be employed (i.e.: curves, major ramps, etc.).
- 4.b) On non-limited access roadways, the use of a Flashing Arrow for lane closures is optional. The roadway geometry, sight line distance, and traffic volume should be considered in the decision to use the Flashing Arrow.
- 4.c) The Flashing Arrow shall not be used on two lane, two-way roadways for temporary alternating one-way traffic operations.
- 4.d) The Flashing Arrow board display shall be in the “arrow” mode for lane closure tapers and in the “caution” mode (four corners) for shoulder work, blocking the shoulder, or roadside work near the shoulder. The Flashing Arrow shall be in the “caution” mode when it is positioned in the closed lane.
- 4.e) The Flashing Arrow shall not be used on a multi-lane roadway to laterally shift all lanes of traffic, because unnecessary lane changing may result.

#### **SECTION 5. USE OF TRUCK MOUNTED OR TRAILER MOUNTED IMPACT ATTENUATOR VEHICLES (TMAs)**

- 5.a) For lane closures on limited access roadways, a minimum of two TMAs shall be used to install and remove traffic control patterns. If two TMAs are not available, the pattern shall not be installed.
- 5.b) On non-limited access roadways, the use of TMAs to install and remove patterns closing a lane(s) is optional. The roadway geometry, sight line distance, and traffic volume should be considered in the decision to utilize the TMAs.
- 5.c) Generally, to establish the advance and transition signing, one TMA shall be placed on the shoulder and the second TMA shall be approximately 1,000 feet ahead blocking the lane. The flashing arrow board mounted on the TMA should be in the “flashing arrow” mode when taking the lane. The sign truck and workers should be immediately ahead of the second TMA. In no case shall the TMA be used as the sign truck or a work truck. Once the transition is in place, the TMAs shall travel in the closed lane until all Changeable Message Signs, signs, Flashing Arrows, and cones/drums are installed. The flashing arrow board mounted on the TMA should be in the “caution” mode when traveling in the closed lane.
- 5.d) A TMA shall be placed prior to the first work area in the pattern. If there are multiple work areas within the same pattern, then additional TMAs shall be positioned at each



additional work area as needed. The flashing arrow board mounted on the TMA should be in the “caution” mode when in the closed lane.

- 5.e) TMAs shall be positioned a sufficient distance prior to the workers or equipment being protected to allow for appropriate vehicle roll-ahead in the event that the TMA is hit, but not so far that an errant vehicle could travel around the TMA and into the work area. For additional placement and use details, refer to the specification entitled “Truck-Mounted or Trailer-Mounted Impact Attenuator”. Some operations, such as paving and concrete repairs, do not allow for placement of the TMA(s) within the specified distances. In these situations, the TMA(s) should be placed at the beginning of the work area and shall be advanced as the paving or concrete operations proceed.
- 5.f) TMAs should be paid in accordance with how the unit is utilized. If it is used as a TMA and is in the proper location as specified, then it should be paid at the specified hourly rate for “Truck-Mounted or Trailer-Mounted Impact Attenuator”. When the TMA is used as a Flashing Arrow, it should be paid at the daily rate for “High Mounted Internally Illuminated Flashing Arrow”. If a TMA is used to install and remove a pattern and is also used as a Flashing Arrow in the same day, then the unit should be paid as a “Truck-Mounted or Trailer-Mounted Impact Attenuator” for the hours used to install and remove the pattern, typically 2 hours (1 hour to install and 1 hour to remove). If the TMA is also used as a Flashing Arrow during the same day, then the unit should be paid at the daily rate as a “High Mounted Internally Illuminated Flashing Arrow”.

## **SECTION 6. USE OF TRAFFIC DRUMS AND TRAFFIC CONES**

- 6.a) Traffic drums shall be used for taper channelization on limited-access roadways, ramps, and turning roadways and to delineate raised catch basins and other hazards.
- 6.b) Traffic drums shall be used in place of traffic cones in traffic control patterns that are in effect for more than a 36-hour duration.
- 6.c) Traffic Cones less than 42 inches in height shall not be used on limited-access roadways or on non-limited access roadways with a posted speed limit of 45 mph and above.
- 6.d) Typical spacing of traffic drums and/or cones shown on the Traffic Control Plans in the Contract are maximum spacings and may be reduced to meet actual field conditions as required.

## **SECTION 7. USE OF (REMOTE CONTROLLED) CHANGEABLE MESSAGE SIGNS (CMS)**

- 7.a) For lane closures on limited access roadways, one CMS shall be used in advance of the traffic control pattern. Prior to installing the pattern, the CMS shall be installed and in operation,

displaying the appropriate lane closure information (i.e.: Left Lane Closed - Merge Right). The CMS shall be positioned ½ - 1 mile ahead of the lane closure taper. If the nearest Exit ramp is greater than the specified ½ - 1 mile distance, than an additional CMS shall be positioned a sufficient distance ahead of the Exit ramp to alert motorists to the work and therefore offer them an opportunity to take the exit.

- 7.b) CMS should not be installed within 1000 feet of an existing CMS.
- 7.c) On non-limited access roadways, the use of CMS for lane closures is optional. The roadway geometry, sight line distance, and traffic volume should be considered in the decision to use the CMS.
- 7.d) The advance CMS is typically placed off the right shoulder, 5 feet from the edge of pavement. In areas where the CMS cannot be placed beyond the edge of pavement, it may be placed on the paved shoulder with a minimum of five (5) traffic drums placed in a taper in front of it to delineate its position. The advance CMS shall be adequately protected if it is used for a continuous duration of 36 hours or more.
- 7.e) When the CMS are no longer required, they should be removed from the clear zone and have the display screen cleared and turned 90° away from the roadway.
- 7.f) The CMS generally should not be used for generic messages (ex: Road Work Ahead, Bump Ahead, Gravel Road, etc.).
- 7.g) The CMS should be used for specific situations that need to command the motorist's attention which cannot be conveyed with standard construction signs (Examples include: Exit 34 Closed Sat/Sun - Use Exit 35, All Lanes Closed - Use Shoulder, Workers on Road - Slow Down).
- 7.h) Messages that need to be displayed for long periods of time, such as during stage construction, should be displayed with construction signs. For special signs, please coordinate with the Office of Construction and the Division of Traffic Engineering for the proper layout/dimensions required.
- 7.i) The messages that are allowed on the CMS are as follows:

<u>Message No.</u>	<u>Frame 1</u>	<u>Frame 2</u>	<u>Message No.</u>	<u>Frame 1</u>	<u>Frame 2</u>
--------------------	----------------	----------------	--------------------	----------------	----------------

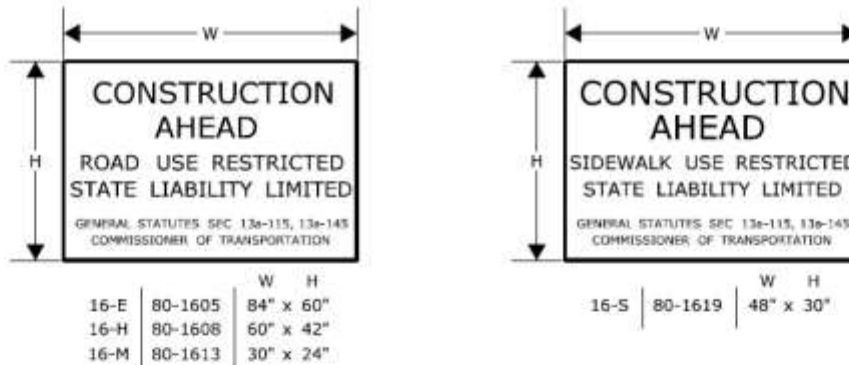
1	LEFT LANE CLOSED	MERGE RIGHT	9	LANES CLOSED AHEAD	REDUCE SPEED
2	2 LEFT LANES CLOSED	MERGE RIGHT	10	LANES CLOSED AHEAD	USE CAUTION
3	LEFT LANE CLOSED	REDUCE SPEED	11	WORKERS ON ROAD	REDUCE SPEED
4	2 LEFT LANES CLOSED	REDUCE SPEED	12	WORKERS ON ROAD	SLOW DOWN
5	RIGHT LANE CLOSED	MERGE LEFT	13	EXIT XX CLOSED	USE EXIT YY
6	2 RIGHT LANES CLOSED	MERGE LEFT	14	EXIT XX CLOSED USE YY	FOLLOW DETOUR
7	RIGHT LANE CLOSED	REDUCE SPEED	15	2 LANES SHIFT AHEAD	USE CAUTION
8	2 RIGHT LANES CLOSED	REDUCE SPEED	16	3 LANES SHIFT AHEAD	USE CAUTION

For any other message(s), approval must be received from the Office of Construction prior to their use. No more than two (2) displays shall be used within any message cycle.

## **SECTION 8. USE OF STATE POLICE OFFICERS**

- 8.a) State Police may be utilized only on limited access highways and secondary roadways under their primary jurisdiction. One Officer may be used per critical sign pattern. Shoulder closures and right lane closures can generally be implemented without the presence of a State Police Officer. Likewise in areas with moderate traffic and wide, unobstructed medians, left lane closures can be implemented without State Police presence. Under some situations it may be desirable to have State Police presence, when one is available. Examples of this include: nighttime lane closures; left lane closures with minimal width for setting up advance signs and staging; lane and shoulder closures on turning roadways/ramps or mainline where sight distance is minimal; and closures where extensive turning movements or traffic congestion regularly occur, however they are not required.
- 8.b) Once the pattern is in place, the State Police Officer should be positioned in a non-hazardous location in advance of the pattern. If traffic backs up beyond the beginning of the pattern, then the State Police Officer shall be repositioned prior to the backup to give warning to the oncoming motorists. The State Police Officer and TMA should not be in proximity to each other.
- 8.c) Other functions of the State Police Officer(s) may include:
- Assisting entering/exiting construction vehicles within the work area.
  - Enforcement of speed and other motor vehicle laws within the work area, if specifically requested by the project.
- 8.d) State Police Officers assigned to a work site are to only take direction from the Engineer.

## SERIES 16 SIGNS



THE 16-S SIGN SHALL BE USED ON ALL PROJECTS THAT REQUIRE SIDEWALK RECONSTRUCTION OR RESTRICT PEDESTRIAN TRAVEL ON AN EXISTING SIDEWALK.

SERIES 16 SIGNS SHALL BE INSTALLED IN ADVANCE OF THE TRAFFIC CONTROL PATTERNS TO ALLOW MOTORISTS THE OPPORTUNITY TO AVOID A WORK ZONE. SERIES 16 SIGNS SHALL BE INSTALLED ON ANY MAJOR INTERSECTING ROADWAYS THAT APPROACH THE WORK ZONE. ON LIMITED-ACCESS HIGHWAYS, THESE SIGNS SHALL BE LOCATED IN ADVANCE OF THE NEAREST UPSTREAM EXIT RAMP AND ON ANY ENTRANCE RAMP PRIOR TO OR WITHIN THE WORK ZONE LIMITS.

THE LOCATION OF SERIES 16 SIGNS CAN BE FOUND ELSEWHERE IN THE PLANS OR INSTALLED AS DIRECTED BY THE ENGINEER.

SIGNS 16-E AND 16-H SHALL BE POST-MOUNTED.

SIGN 16-E SHALL BE USED ON ALL EXPRESSWAYS.

SIGN 16-H SHALL BE USED ON ALL RAMP, OTHER STATE ROADWAYS, AND MAJOR TOWN/CITY ROADWAYS.

SIGN 16-M SHALL BE USED ON OTHER TOWN ROADWAYS.

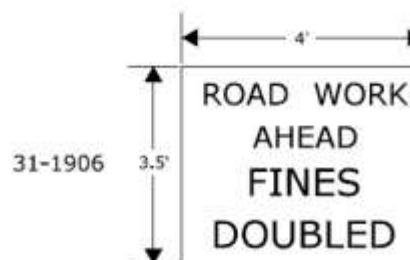
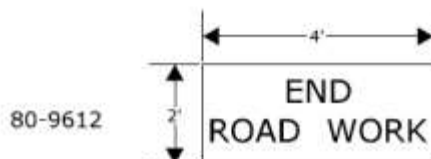
## REGULATORY SIGN "ROAD WORK AHEAD, FINES DOUBLED"

THE REGULATORY SIGN "ROAD WORK AHEAD FINES DOUBLED" SHALL BE INSTALLED FOR ALL WORK ZONES THAT OCCUR ON ANY STATE HIGHWAY IN CONNECTICUT WHERE THERE ARE WORKERS ON THE HIGHWAY OR WHEN THERE IS OTHER THAN EXISTING TRAFFIC OPERATIONS.

THE "ROAD WORK AHEAD FINES DOUBLED" REGULATORY SIGN SHALL BE PLACED AFTER THE SERIES 16 SIGN AND IN ADVANCE OF THE "ROAD WORK AHEAD" SIGN.

## "END ROAD WORK" SIGN

THE LAST SIGN IN THE PATTERN MUST BE THE "END ROAD WORK" SIGN.



SCALE: NONE

CONSTRUCTION TRAFFIC CONTROL PLAN  
REQUIRED SIGNS

CONNECTICUT DEPARTMENT OF TRANSPORTATION  
BUREAU OF ENGINEERING & CONSTRUCTION

APPROVED

*Charles S. Hartow*  
Charles S. Hartow  
2012.06.05 11:35:43-0400  
PRINCIPAL ENGINEER

## NOTES FOR TRAFFIC CONTROL PLANS

1. IF A TRAFFIC STOPPAGE OCCURS IN ADVANCE OF SIGN (A), THEN AN ADDITIONAL SIGN (A) SHALL BE INSTALLED IN ADVANCE OF THE STOPPAGE.
2. SIGNS (AA), (A), AND (D) SHOULD BE OMITTED WHEN THESE SIGNS HAVE ALREADY BEEN INSTALLED TO DESIGNATE A LARGER WORK ZONE THAN THE WORK ZONE THAT IS ENCOMPASSED ON THIS PLAN.
3. SEE TABLE 1 FOR ADJUSTMENT OF TAPERS IF NECESSARY.
4. IF THIS PLAN REMAINS IN CONTINUOUS OPERATION FOR MORE THAN 36 HOURS, THEN TRAFFIC DRUMS SHALL BE USED IN PLACE OF TRAFFIC CONES.
5. ANY LEGAL SPEED LIMIT SIGNS WITHIN THE LIMITS OF A ROADWAY / LANE CLOSURE AREA SHALL BE COVERED WITH AN OPAQUE MATERIAL WHILE THE CLOSURE IS IN EFFECT, AND UNCOVERED WHEN THE ROADWAY / LANE CLOSURE IS RE-OPENED TO ALL LANES OF TRAFFIC.
6. IF THIS PLAN REMAINS IN CONTINUOUS OPERATION FOR MORE THAN 36 HOURS, THEN ANY EXISTING CONFLICTING PAVEMENT MARKINGS SHALL BE ERADICATED OR COVERED, AND TEMPORARY PAVEMENT MARKINGS THAT DELINEATE THE PROPER TRAVELPATHS SHALL BE INSTALLED.
7. DISTANCES BETWEEN SIGNS IN THE ADVANCE WARNING AREA MAY BE REDUCED TO 100' ON LOW-SPEED URBAN ROADS (SPEED LIMIT < 40 MPH).
8. IF THIS PLAN IS TO REMAIN IN OPERATION DURING THE HOURS OF DARKNESS, INSTALL BARRICADE WARNING LIGHTS - HIGH INTENSITY ON ALL POST-MOUNTED DIAMOND SIGNS IN THE ADVANCE WARNING AREA.
9. A CHANGEABLE MESSAGE SIGN SHALL BE INSTALLED ONE HALF TO ONE MILE IN ADVANCE OF THE LANE CLOSURE TAPER.
10. SIGN (P) SHALL BE MOUNTED A MINIMUM OF 7 FEET FROM THE PAVEMENT SURFACE TO THE BOTTOM OF THE SIGN.

TABLE 1 - MINIMUM TAPER LENGTHS

POSTED SPEED LIMIT (MILES PER HOUR)	MINIMUM TAPER LENGTH FOR A SINGLE LANE CLOSURE
30 OR LESS	180' (55m)
35	250' (75m)
40	320' (100m)
45	540' (165m)
50	600' (180m)
55	660' (200m)
65	780' (240m)

METRIC CONVERSION CHART (1" = 25mm)

ENGLISH	METRIC	ENGLISH	METRIC	ENGLISH	METRIC
12"	300mm	42"	1050mm	72"	1800mm
18"	450mm	48"	1200mm	78"	1950mm
24"	600mm	54"	1350mm	84"	2100mm
30"	750mm	60"	1500mm	90"	2250mm
36"	900mm	66"	1650mm	96"	2400mm



SCALE: NONE

### CONSTRUCTION TRAFFIC CONTROL PLAN NOTES

CONNECTICUT DEPARTMENT OF TRANSPORTATION  
BUREAU OF ENGINEERING & CONSTRUCTION

APPROVED:

*Charles S. Harlow*  
PRINCIPAL ENGINEER

Charles S. Harlow  
2012.06.05 15:52:35-0400









# WORK IN TRAVEL LANE AND SHOULDER TWO LANE HIGHWAY ALTERNATING ONE-WAY TRAFFIC OPERATIONS

SIGN FACE  
108 SQ. FT (MIN.)

## HAND SIGNAL METHODS TO BE USED BY UNIFORMED FLAGGERS

THE FOLLOWING METHODS FROM SECTION 6E.07, FLAGGER PROCEDURES, IN THE "MANUAL ON UNIFORM TRAFFIC CONTROL DEVICES," SHALL BE USED BY UNIFORMED FLAGGERS WHEN DIRECTING TRAFFIC THROUGH A WORK AREA. THE STOP/SLOW SIGN PADDLE (SIGN NO. 80-9950) SHOWN ON THE TRAFFIC STANDARD SHEET TR-1220 01 ENTITLED, "SIGNS FOR CONSTRUCTION AND PERMIT OPERATIONS" SHALL BE USED.

### A. TO STOP TRAFFIC

TO STOP ROAD USERS, THE FLAGGER SHALL FACE ROAD USERS AND AIM THE STOP PADDLE FACE TOWARD ROAD USERS IN A STATIONARY POSITION WITH THE ARM EXTENDED HORIZONTALLY AWAY FROM THE BODY. THE FREE ARM SHALL BE HELD WITH THE PALM OF THE HAND ABOVE SHOULDER LEVEL TOWARD APPROACHING TRAFFIC.



### B. TO DIRECT TRAFFIC TO PROCEED

TO DIRECT STOPPED ROAD USERS TO PROCEED, THE FLAGGER SHALL FACE ROAD USERS WITH THE SLOW PADDLE FACE AIMED TOWARD ROAD USERS IN A STATIONARY POSITION WITH THE ARM EXTENDED HORIZONTALLY AWAY FROM THE BODY. THE FLAGGER SHALL MOTION WITH THE FREE HAND FOR ROAD USERS TO PROCEED.



### C. TO ALERT OR SLOW TRAFFIC

TO ALERT OR SLOW TRAFFIC, THE FLAGGER SHALL FACE ROAD USERS WITH THE SLOW PADDLE FACE AIMED TOWARD ROAD USERS IN A STATIONARY POSITION WITH THE ARM EXTENDED HORIZONTALLY AWAY FROM THE BODY. TO FURTHER ALERT OR SLOW TRAFFIC, THE FLAGGER HOLDING THE SLOW PADDLE FACE TOWARD ROAD USERS MAY MOTION UP AND DOWN WITH THE FREE HAND, PALM DOWN.



○ TRAFFIC CONE OR TRAFFIC DRUM  
✱ OPTIONAL ✕ TRAFFIC DRUM → PORTABLE SIGN SUPPORT  
◀ HIGH MOUNTED INTERNALLY ILLUMINATED FLASHING ARROW



SCALE: NONE

CONSTRUCTION TRAFFIC CONTROL PLAN  
PLAN 13 - SHEET 2 OF 2  
SEE NOTES 1, 2, 4, 6, 7, 8


CONNECTICUT DEPARTMENT OF TRANSPORTATION  
BUREAU OF ENGINEERING & CONSTRUCTION

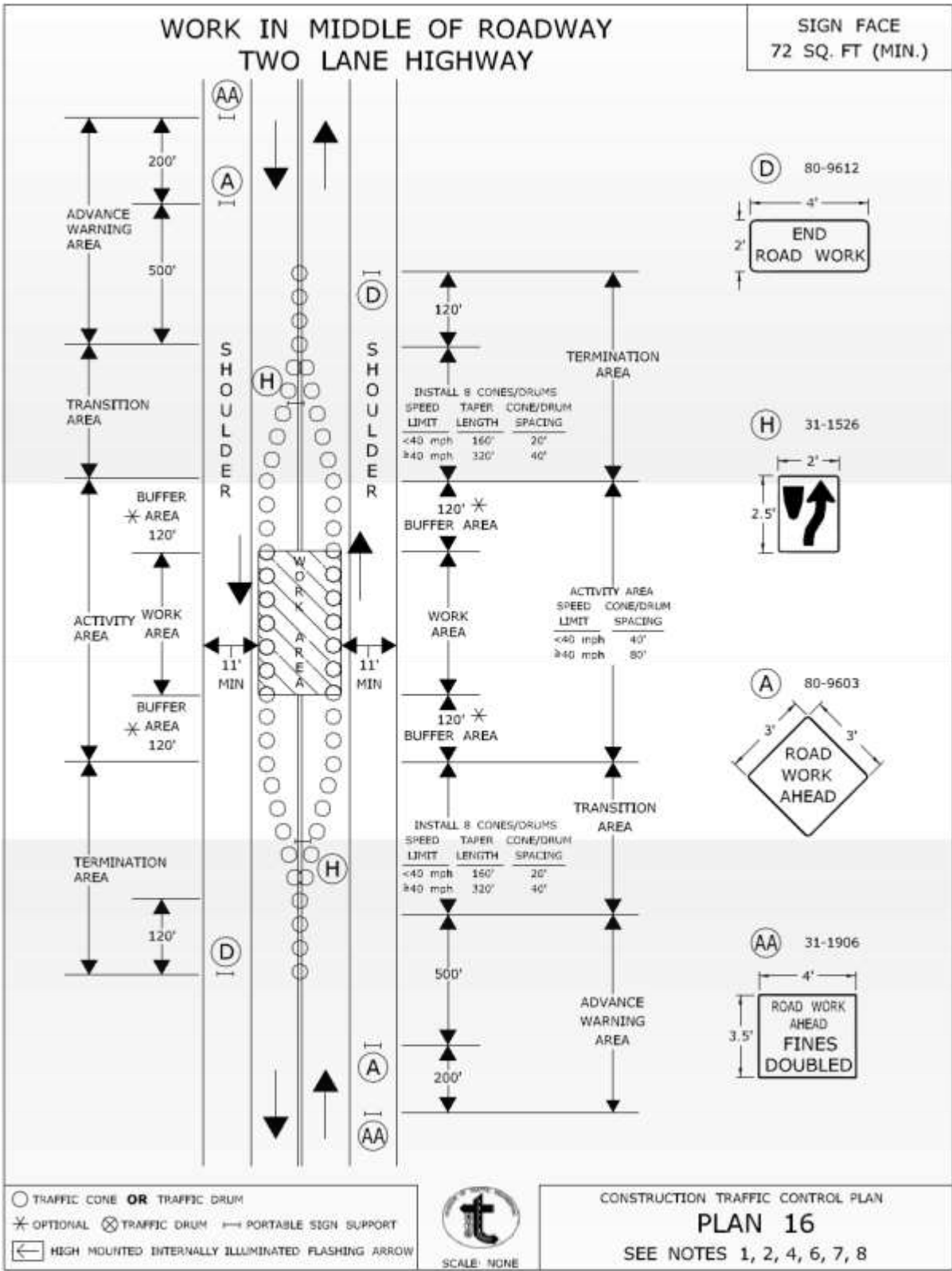
APPROVED

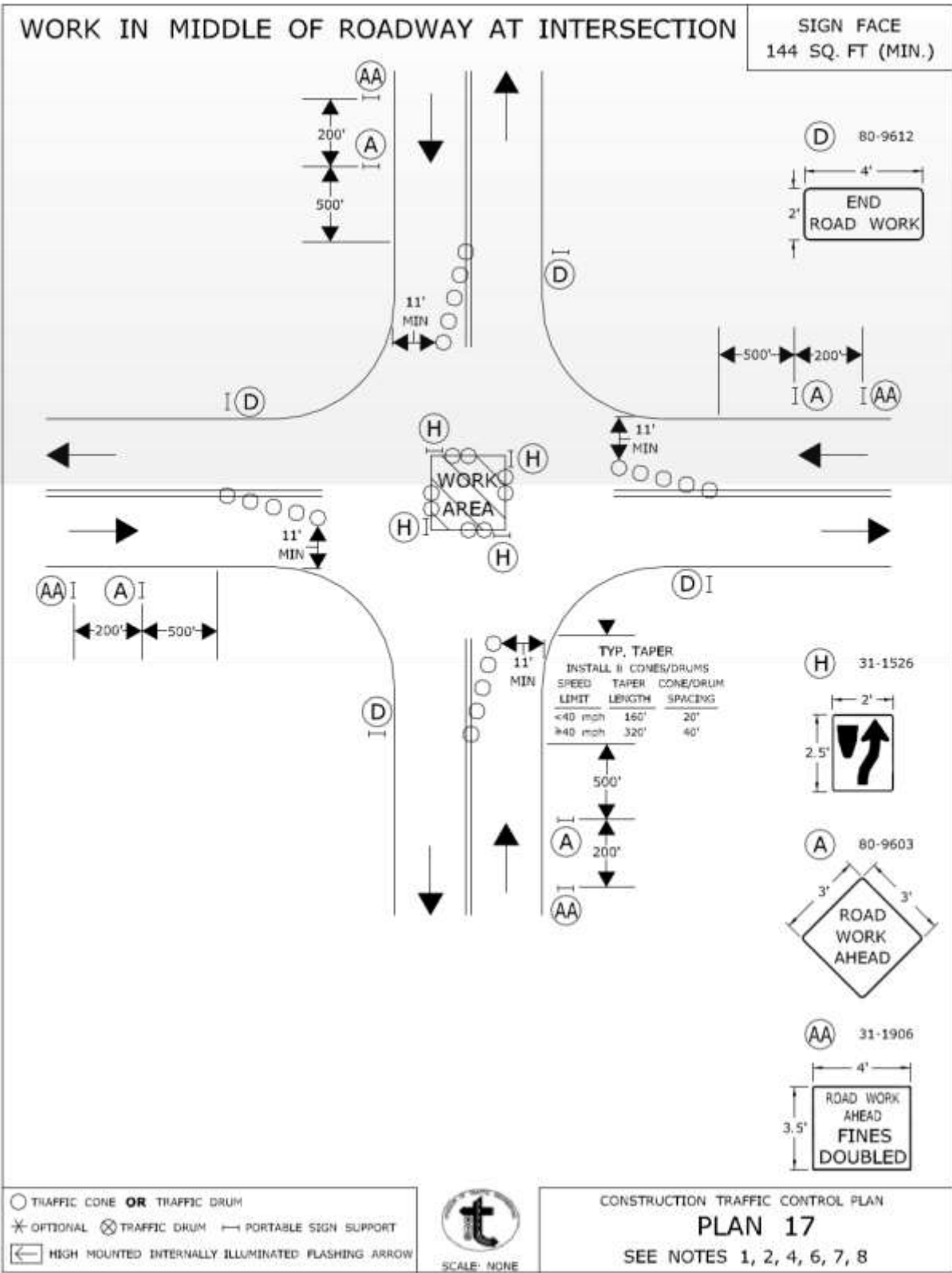
*Charles S. Hefow*  
PRINCIPAL ENGINEER

Charles S. Hefow  
2012.06.05 15:55:45-04'00"









**Article 9.71.05 – Basis of Payment is supplemented by the following:**

The temporary relocation of signs and supports, and the furnishing, installation and removal of any temporary supports shall be paid for under the item “Maintenance and Protection of Traffic”. Temporary overhead sign supports and foundations shall be paid for under the appropriate item(s).

The cost of furnishing, installing, and removing the material for the 4H:1V traversable slope shall be paid for under the item “Maintenance and Protection of Traffic.”



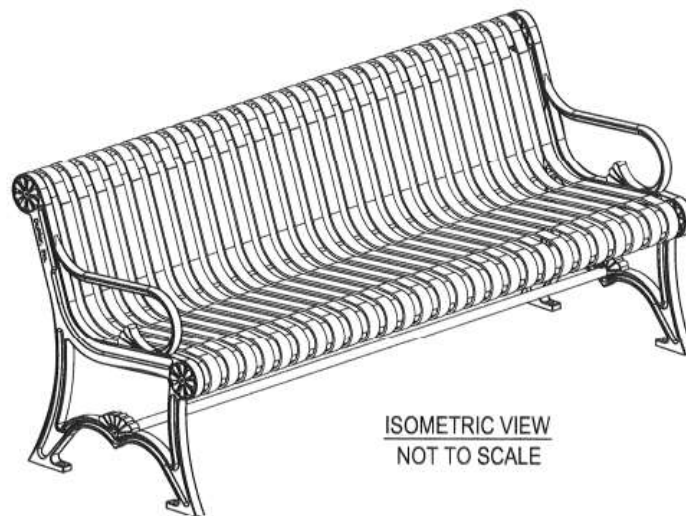
**ITEM # 0992090A - BENCH**

**Description:** This item shall consist of installing a bench and a concrete pad. The bench shall be anchored to the concrete pad.

**Materials:**

Concrete pad materials shall conform to Section M.03.01 of Form 817 for Class "F" Concrete.

6' Steel Bench, Black:

**Bench Suppliers:**

DuMor Site Furnishings (Model 58-60) <http://dumor.com/>

P.O. Box 142

Mifflintown, PA 17059

(800) 598-4018

OR

Belson Outdoors (Model LB-72) <http://www.belson.com/>

111 North River Road

North Aurora, IL 60542

(800) 323-5664

OR

Global Industrial (Model WGB264385) <http://www.globalindustrial.com/>

11 Harbor Park Drive

Port Washington, NY 11050

(888) 381-2868

OR

Approved Equal

**Construction Methods:** The bench shall be installed in accordance with the manufacturer's recommendations and mounted to the concrete pad.

All steel members shall be coated with zinc rich epoxy then finished with polyester power coating in black color.

The concrete pad construction shall conform to Section 9.21.03. The foundation shall be one (1) slab and extend one (1) foot beyond the footprint of the bench.

**Method of Measurement:** This work will be measured for payment by the actual number of benches installed and accepted by the Engineer.

Excavation below the finished grade of the concrete pad, backfilling and disposal of surplus material will not be measured for payment, but the cost shall be included in the price bid for the bench. Excavation above the finished grade of the concrete pad will be measured and paid for in accordance with Section 2.02.

Gravel or reclaimed miscellaneous aggregate base will not be measured for payment, but the cost shall be considered as included in the price bid for the bench.

The concrete pad will not be measured for payment, but the cost shall be considered as included in the contract unit price for the bench.

**Basis of Payment:** This work will be paid for at the contract unit price each for "Bench", complete in place as specified above. The unit price shall include all work, equipment, tools, materials, and labor incidental to installation.

Pay Item	Pay Unit
Bench	ea.



## **ITEM# 1008908A - CLEAN EXISTING CONDUIT**

### **Description:**

Clean existing conduit within Intersection No. 144-214 as required, as shown on the plans or as directed by the Engineer to remove dirt and debris to facilitate the installation of new cable.

### **Construction Methods:**

Where cable is to be installed in existing conduit the conduit may have to be cleared prior to the installation. Cleaning will only be necessary if the new cable cannot be easily installed in the existing conduit. By field inspection, and with the concurrence of the Engineer, determine the sections of conduit that require cleaning.

Remove all existing cable from conduit. Install temporary cable elsewhere, as necessary, to maintain normal signalization complete with vehicle & pedestrian detection, EVPS, and coordination. Clean the conduit by one of the following methods:

- 1) Rodding.
- 2) A high pressure jet spray, or air pressure.
- 3) By pulling a mandrel or ball through the conduit.

Submit in writing the anticipated method of cleaning the conduit to the Engineer for approval prior to cleaning any conduit.

If the conduit is found damaged to any extent that the cleaning process will not clear the obstruction, it will be the judgment of the Engineer whether to replace the entire conduit run or excavate and replace only the damaged section.

If the existing conduit is found to be missing hardware such as bonding bushings and bond wire, the missing material shall be provided and installed under this item prior to installation of the cable.

### **Method of Measurement:**

This work shall be measured from termination point to termination point. This work shall be measured for payment on actual number of linear feet (meters)..

### **Basis of Payment:**

The work under the Item "Clean Existing Conduit" shall be paid for at the contract unit price per linear foot (meters), which price shall include all material, tools, equipment, labor, and work incidental thereto. Work pertaining to temporary operation shall be paid for under Item 1108xxxA - Temporary Signalization (Site X). Replacement of any damaged conduit shall be paid for under the applicable conduit item.

Pay Item  
Clean Existing Conduit

Pay Unit  
l.f. (m)

## **ITEM #1010060A – CLEAN EXISTING CONCRETE HANDHOLE**

### **DESCRIPTION:**

Clean all debris from all existing concrete handholes at Intersection No. 144-214 where shown on the plans or as directed.

### **MATERIAL:**

Insulated Bonding Bushings:  
    Specification Grade  
    Threaded  
    Malleable Iron or Steel  
    Galvanized  
    UL listed  
Bonding Wire:  
    M.15.13  
Grout:  
    M.03.05

### **CONSTRUCTION METHODS:**

Remove to a level even with the bottom of the handhole all sand, silt and other debris. Remove any material that is accessible from the ends of conduit. Additional conduit cleaning will be paid for under Item 1008908A-Clean Existing Conduit. Place approximately 4" (100) of ¾" (19) crushed stone in bottom of handhole using care not to allow crushed stone to enter conduits. Grout around conduits to prevent future entrance of dirt and silt. Properly dispose all removed debris. Inspect bonding bushings. Tighten loose bushings. Secure loose bond connections. Install new bonding bushings on spare conduits and bond to other conduits.

### **METHOD OF MEASUREMENT:**

This work will be measured for payment by the number of concrete handholes cleaned, complete and accepted.

### **BASES OF PAYMENT:**

This work will be paid for at the contract unit price each for "Clean Existing Concrete Handhole", which price shall include the removal and disposal of debris from handhole and associated conduit, crushed stone, grout, bonding bushings, bonding wire, and all equipment and work incidental thereto.

<u>Pay Item</u>	<u>Pay Unit</u>
Clean Existing Concrete Handhole	Each (Ea)

## **ITEM#1106003A - 1 WAY PEDESTRIAN SIGNAL PEDESTAL MOUNTED**

## **ITEM#1106004A - 2 WAY PEDESTRIAN SIGNAL PEDESTAL MOUNTED**

### **Description:**

Furnish and install Countdown Pedestrian Signals at Intersection No. 114-214.

### **Section 11.06.02 Pedestrian Signal, Materials**

#### Section M.16.07 C. Optical Unit

Delete 2. LED: and replace with the following:

##### General

- Meet requirements of current MUTCD Section 4E.
- Meet current ITE specifications for Pedestrian Traffic Control Signal Indications - (PTCSI) Part 2: Light Emitting Diode (LED).
- Meet CT DOT, 2008 - 2010 Functional Specifications for Traffic Control Equipment; Section 5D, LED Pedestrian Signal with Countdown Timer.
- Meet EPA Energy Star® requirements for LED Pedestrian Signal Modules.

##### Operational

- Countdown display only during the flashing Pedestrian Clearance (Ped Clr) Interval. Timer goes blank at end of flashing ped clr even if countdown has not reached zero.

##### Physical

- Sealed optical module to prevent entrance of moisture and dust.
- Self-contained optical module, including necessary power supplies.
- Designed to securely fit into standard housing without the use of special tools or modifications to the housing.
- Identification information on module: manufacturer's name, model number, serial number, and date code.

##### Optical

- Multiple LED sources; capable of partial loss of LED's without loss of symbol or countdown message.
- Two complete self contained optical systems. One to display the walking person symbol (walk) and the hand symbol (don't walk). One to display the countdown timer digits.
- Visual Image similar to incandescent display; smooth, non-pixelated.
- Symbol and countdown digit size as shown on the plan.
- Solid hand/person symbol; outline display not allowed.
- Overlaid hand/person symbols and countdown digits arranged side by side.
- Countdown digit display color: Portland Orange in accordance with ITE requirements.
- Countdown digits comprised of two seven segments, each in a figure 8 pattern.

- Photometric Requirements: Luminance, Uniformity, and Distribution in accordance with ITE requirements.
- Color Uniformity in accordance with ITE requirements.
- Blank-Out design; symbols and digits illegible even in direct sunlight when not illuminated.

#### Electrical

- Operating voltage: 89 VAC to 135 VAC.
- Low Voltage Turn-Off: 35 VAC.
- Turn-On and Turn-Off times in accordance with ITE specifications.
- Combined Hand – Countdown Digits wattage:  $\geq 20$  Watts.
- Input impedance at 60 Hertz sufficient to satisfy Malfunction Management Unit (MMU) requirements.
- Two separate power supplies. One to power the walking person symbol. One to power the hand symbol and the countdown digits.
- Meet Federal Communication Commission (FCC) regulations concerning electronic noise.
- Filtered and protected against electrical transients and surges.

#### Warranty

- Five years from date ownership is accepted.

#### Section M.16.07 F. Painting:

Remove the 2<sup>nd</sup> and 3<sup>rd</sup> sentences referring to the color.

**Third coat:** Replace with the following:

The housing and all brackets and hardware shall be painted black by the manufacturer. The color shall be No. 17038, Federal Standard No. 595.

At intersections at Merritt Parkway interchanges, the housing and all brackets and hardware shall be painted dark green by the manufacturer. The color shall be No. 14056, Federal Standard No. 595.

The inside and outside of the visors shall be flat black No. 37038, Federal Standard No. 595.

## **ITEM #1107011A - ACCESSIBLE PEDESTRIAN SIGNAL AND DETECTOR (TYPE A)**

### **Description:**

Furnish and install an Accessible Pedestrian Signal and Detector (APS&D) at Intersection No. 114-214. The APS&D provides audio and tactile information to augment the visual pedestrian signal. Type A provides a low frequency percussive tone during the walk interval and is used where there is an exclusive pedestrian phase or  $\geq 10$  foot separation between APS&Ds.

### **Material:**

#### **A. General:**

- Conform to applicable sections of the current MUTCD Chapter 4E, Pedestrian Control Features as specified herein.
- All features fully operational when the traffic signal is in colors mode.
- All features non-operational when the traffic signal is in flash mode.
- Interchangeable with a non-accessible type pedestrian pushbutton with no modifications to the Controller Assembly (CA) or Controller Unit.
- Audible transducer integral with the APS&D housing, adjacent to the pushbutton.
- Operation programming method: Either or combination of:
  - Mechanically by dip switches or circuit board jumpers
  - Infrared remote-control hand-held device

#### **B. Electrical:**

- Metallic components either grounded or insulated to preclude an electrical hazard to pedestrians under all weather conditions.
- All features powered by the 110VAC Walk signal and the 110VAC Don't Walk signal so that additional conductors from the CA are not needed.

#### **C. Audible Pushbutton Locator Tone**

- Frequency: repeating tone at one (1) second intervals
- Tone duration:  $\leq 0.15$  seconds
- Volume:
  - Minimum setting of zero
  - Manually adjustable initial setting
  - Automatically adjusted after initial setting. Volume increased in response to a temporary increase in ambient noise and subsequently decreased with a decrease in ambient noise.
  - Maximum volume: 100 dBA which is the approximate sound pressure of a gasoline powered lawn mower nearby.
  - Automatic volume adjustment independent of other APS&Ds at the intersection.
  - May be disabled without affecting operation of other features.
- Silent only during walk interval. Active all other times.

#### **D. Vibrotactile Arrow Pushbutton**

- Pushbutton contained in a circular assembly which fits inside the housing and is attached to the housing with 4 screws.
- Actuation of pushbutton acknowledged by confirmation light.
- Actuation of pushbutton initiates speech message "Wait".
- ADA compliant: Size:  $\geq 2.0$ " (50) diameter, Actuation force:  $\leq 5$  ft-lb (22.2 N)

- Shape: Circular, raised slightly above housing so that it may be actuated with the back of a hand
- Tamper-proof, vandal-proof, weatherproof, freeze-proof, impact-resistant design and construction.
- Operation: Vibrates only during the walk interval (when the walk indication is displayed).
- Tactile Arrow:
  - Attached to surface of the button assembly by a tamperproof method.
  - Raised slightly above surface of pushbutton, minimum 0.125" (0.3)
  - Size: Length  $\geq$  1.5" (38), Height  $\geq$  1.0" (25)
  - Color: Sharp contrast to background color of pushbutton and housing

#### E. Audible Walk Interval

##### 1. General:

- Operation independent of other APS&Ds at intersection.
- Active only during the walk interval (when the walk indication is displayed).
- Volume:
  - Minimum setting of zero
  - Manually adjustable initial setting
  - Automatically adjusted after initial setting. Volume increased in response to a temporary increase in ambient noise and subsequently decreased with a decrease in ambient noise.
  - Automatic volume adjustment independent of other APS&Ds at the intersection.
  - Maximum volume: 100 dBA which is the approximate sound pressure of a gasoline powered lawn mower nearby.
- Duration:
  - Default method: Automatically set by the duration of the visual walk signal display.
  - When selected: Manually set when rest-in-walk is used for a concurrent pedestrian movement.
- Audible sounds that mimic any bird call are not allowed.

##### 2. Type A, Percussive Tone:

- Repeating tone at eight (8) to ten (10) ticks per second.
- Tone frequency: Multiple frequencies with a dominant component at 880 Hz which creates a "tick - tick - tick..." sound.

#### F. Pushbutton Housing/Sign Frame/Sign

- One piece die cast aluminum meeting requirements of ASTM B85.
- Sign frame designed to accept 9" x 15" (230 x 380) four-hole advisory sign.
- Flat back to facilitate surface mount.
- Available brackets to either pedestal top-mount or pole side-mount on pole diameter range of 3½" (89) to 15" (380).
- Available brackets to allow mounting two (2) APS&Ds to the same 3½" (89) pole, facing  $\geq$  60 degrees apart, at the same height.
- Available extension bracket of a size indicated on the plan – 18" maximum.
- Wire entrance through the rear.
- Stainless steel mounting hardware.
- Color: The color shall be black No. 17038, Federal Standard No. 595. At intersections at Merritt Parkway interchanges, all brackets and hardware shall be painted dark green by the manufacturer. The color shall be No. 14056, Federal Standard No. 595.
- Finish: Housing/Frame and all mounting brackets either:
  - 1. Painted with 3 coats of infrared oven-baked paint before assembly.

- Primer: Baked iron oxide which meets or exceeds FS TT-P-636.
- Second coat: Exterior-baking enamel, light gray, which meets or exceeds FS TT-E-527.
- Third coat: Exterior-baking enamel, which meets or exceeds FS TT-E-489.
- 2. Electrostatic powder coated after chemically cleaned.
- Sign: CT DOT Sign No. 31-0856

**Construction Methods:**

Install the APS&D according to the manufacturer's instructions. Position the APS&D so the plane of the sign face is parallel to the crossing (sign is facing perpendicular) and the arrow is pointing in the same direction as the crossing, not necessarily at the ramp. Notify the Engineer if there is any discrepancy or ambiguity between the plans and field conditions that prevent placement of the APS&D as shown on the plan. Set the minimum sound levels of the locator tone and the audible walk indication when there is little or no ambient noise as in night time operation. Set the volume of audible walk indications and pushbutton locator tones to a maximum of 5dBA louder than ambient sound. The locator tone should be audible 6' to 12' (1.8 m to 3.6 m) from the pushbutton or to the building line, whichever is less. Confirm the volume of both audible walk indication and the locator tone increases with an increase in ambient sound and subsequently decreases when the ambient noise decreases.

If programming method is remote, by an infrared hand-held device, provide one device and operation manual for each intersection where APS&D is installed.

**Method of Measurement:**

This work is measured by the number of APS&Ds of the type specified, installed, tested, fully operational, and accepted.

**Basis of Payment:**

Payment for this work is based on the installation, inspection, successful completion of the 30 day test period, and final acceptance of the Accessible Pedestrian Signal and Detector of the type specified. Payment includes the sign, mounting brackets for adjacent buttons on the same structure, extension brackets, all necessary cable, all incidental materials, labor, tools, and equipment necessary to complete the installation. Payment also includes the warrantee, installation manual, and operation manual.

If programming method is remote by an infrared hand-held device, the total bid price of all APS&Ds includes one remote programming device and accompanying operation manual for each intersection where APS&D is installed.

Pay Item	Pay Unit
Accessible Pedestrian Signal and Detector (Type A)	Each

## **ITEM # 1108163A - MODIFY EXISTING CONTROLLER**

This item shall consist of modifying the existing traffic controller assembly at Intersection No. 144-214 to provide the revised operation as shown on the plans or as directed by the Engineer. The modification shall include, but not be limited to, revisions to the timing and sequence, cabinet wiring, coordination, pre-emption, field wiring and cabinet wiring diagrams.

### **MATERIAL**

The material for this work shall conform to the requirements of the current edition of the Connecticut Department of Transportation Functional Specifications for Traffic Control Equipment. The material shall be compatible with the existing equipment. Any material in question shall be approved prior to installation by the Engineer or the Department of Transportation Signal Lab, 280 West Street, Rocky Hill. Contact Mr. Don Assard at (860) 258-0346 or Mr. Mark Zampini at (860) 258-0349 for approval.

### **CONSTRUCTION METHODS**

All revisions to the cabinet wiring shall be neat and orderly. All additional wiring shall be from terminal to terminal. Splices will not be allowed. All changes, additions and deletions shall be documented, dated and drawn on the reproducible original or a reproducible copy of the original cabinet wiring diagram. Four paper copies shall be furnished to the Engineer upon completion of the revision.

### **METHOD OF MEASUREMENT**

This item will be measured for payment as an "Each" item.

### **BASIS OF PAYMENT**

This item will be paid for at the contract price each, for "Modify Existing Controller" which price shall include all necessary load switches, relays, components, hardware, tools, equipment, engineering and labor required to modify the existing controller as shown on the plan. This price shall also include four updated cabinet wiring diagrams.

<u>Pay Item</u>
Modify Existing Controller

<u>Pay Unit</u>
Ea.



## **ITEM # 1116100A –INTERNALLY ILLUMINATED SIGN (LED)**

### **Description:**

Furnish and install a solar powered, battery backup, pedestrian actuated flashing LED (Light-emitting diodes) enhanced sign at the location indicated on the plan or where directed by the Engineer.

### **General Requirements:**

Each LED enhanced sign will be a complete assembly, consisting of indications, controller cabinet (circuit breaker, timer or solid-state circuit boards etc.) or any electrical component hardware. Each unit shall include a controller, battery, radio communications, solar panel, embedded LED indicators, signs, pedestrian pushbutton and signs(piezo), pedestal, concrete foundation, and all necessary hardware, equipment, and wiring for a complete installation.

Two sided (back-to-back) LED enhanced sign will contain sixteen LED indications total, eight on each sign facing traffic. LEDs shall be per MUTCD Section 2A.07 requirements.

### **Functional Requirement:**

Each LED enhanced sign when activated shall flash the LED indications in a synchronized sequence.

Each of the LED indications of an LED enhanced sign shall have 50 to 60 flashes per minute and shall be in unison. Periods of flashing light emissions and dark operation shall be approximately equal.

The light intensity shall meet the minimum specifications of Society of Automotive Engineers (SAE) standard J595 (Directional Flashing Optical Warning Devices for Authorized Emergency, Maintenance, and Service Vehicles) dated January 2005.

Each LED enhanced sign indication will be activated by an ADA compliant (piezo) pedestrian Pushbutton and operation will cease after a predetermined time limit (based on MUTCD procedures). LED flashing duration shall be field adjustable.

All LED enhanced signs associated with a given crosswalk (including those with an advance crossing sign, if used) shall, when activated, simultaneously commence operation of their flashing indications, and shall cease operation simultaneously.

### **Mechanical and Electrical Requirements:**

- a) Power:
  - Solar. The Panel shall provide 20 watts at peak total output.
- b) Battery -
  - The Battery shall be a 12VDC Absorbed Glass Mat (AGM) sealed lead-acid, maintenance-free battery.
  - The Battery shall be rated at 45AH minimum and shall conform to Battery Council International (BCI) specifications.

- The Battery shall be solar-charged with a capacity up to 28 days of autonomy without sunlight, varying with ambient temperature and number of activations.
  - The Battery shall be replaceable independently of other components.
  - The Battery shall have a minimum operating range of -40° to 156° F.
- d) Temperature:
- All components will be capable of continuous operation over a temperature range of -40 DEG. F to 156 DEG. F.
- e) LED Indicators (Per MUTCD Section 2A.07):
- Daylight distance visibility.....> 1000 feet
  - Night distance visibility.....> 1 mile
  - Flash Pattern.....Simultaneous/Synchronized
  - Flash Rate.....50 to 60 times per min.
  - Optics.....High Intensity LED
  - Color.....White
  - Size..... 1/8" LED inside 1-1/4" lens

**Construction Method:**

Each LED enhanced sign will be mounted horizontally to a standard 4 ½" diameter aluminum pedestal and in accordance with dimensions and details shown on the plan.

**Method of Measurements:**

This work will be measured as the number of LED enhanced signs furnished, installed and accepted in place.

**Basis of Payment:**

This work will be paid for at the contract unit price of each "INTERNALLY ILLUMINATED SIGN (LED)" of the type specified which will include the cost of all excavation, concrete foundation, conduit, fittings, signs, LED indicators, wiring, hardware, pedestrian pushbutton and signs(piezo), pedestal, solar panel, battery, controller cabinet complete with all necessary equipment, ground rod, armored ground cable, paint and all materials, equipment, tools and labor included thereto for a complete installation.

<b><u>Pay Item</u></b>	<b><u>Pay Unit</u></b>
Internally Illuminated Sign (LED)	EA.

## **ITEM#1118012A REMOVAL AND/OR RELOCATION OF TRAFFIC SIGNAL EQUIPMENT**

Section 11.18: Replace the entire section with the following:

### **11.18.1 – Description:**

Remove all abandoned traffic signal equipment within intersection 144-214. Restore the affected area. Where indicated on the plans remove and reinstall existing traffic signal equipment to the location(s) shown. Lead paint is presumed present on the painted surface of all cabinets and structures located within project limits. Any activities performed by the contractor that results in a painted surface being impacted or altered, shall be performed in accordance OSHA Lead in Construction Standard 29CFR 1926.62, or the painted surface shall be tested prior to any paint being disturbed by a qualified third party hired by the contractor to confirm that no lead is present.

### **11.18.2 – Materials:**

The related sections of the following specifications apply to all incidental and additional material required for the proper relocation of existing equipment and the restoration of any area affected by this work.

- Division III, “Materials Section” of the Standard Specifications.
- Current Supplemental Specifications to the Standard Specifications.
- Applicable Special Provisions to the Standard Specifications.
- Current Department of Transportation, Functional Specifications for Traffic Control Equipment.

### **Article 11.18.03 - Construction Methods:**

Schedule/coordinate the removal and/or relocation of existing traffic signal equipment with the installation of new equipment to maintain uninterrupted traffic signal control. This includes but is not limited to vehicle signals and detectors, pedestrian signals and pushbuttons, co-ordination, and pre-emption.

#### **Abandoned Equipment**

The contract traffic signal plan usually does not show existing equipment that will be abandoned. Consult the existing traffic signal plan for the location of abandoned material especially messenger strand, conduit risers, and handholes that are a distance from the intersection. A copy of the existing plan is usually in the existing controller cabinet. If not, a plan is available from the Division of Traffic Engineering upon request.

Unless shown on the plans it is not necessary to remove abandoned conduit in-trench and conduit under-roadway.

When a traffic signal support strand, rigid metal conduit, down guy, or other traffic signal equipment is attached to a utility pole, secure from the pole custodian permission to work on the pole. All applicable Public Utility Regulatory Authority (PURA) regulations and utility company requirements govern. Keep utility company apprised of the schedule and the nature of the work. Remove all abandoned hardware, conduit risers, and down guys, Remove anchor rods, to 6" (150mm) below grade.

When underground material is removed, backfill the excavation with clean fill material. Compact the fill to eliminate settling. Remove entirely the following material: pedestal foundation; controller foundation; handhole; pressure sensitive vehicle detector complete with concrete base. Unless otherwise shown on the plan, remove steel pole and mast arm foundation to a depth of 2 feet (600mm) below grade. Restore the excavated area to a grade and condition compatible with the surrounding area.

- If in an unpaved area apply topsoil and establish turf in accordance with Section 9.44 and Section 9.50 of the Standard Specifications.
- If in pavement or sidewalk, restore the excavated area in compliance with the applicable Sections of Division II, "Construction Details" of the Standard Specifications.

#### Relocated Equipment

In the presence of the Engineer, verify the condition of all material that will be relocated and reused at the site. Carefully remove all material, fittings, and attachments in a manner to safeguard parts from damage or loss. Replace at no additional cost, all material which becomes damaged or lost during removal, storage, or reinstallation.

#### Salvage Equipment

None of the removed signal equipment for intersection 144-214 shall be salvaged. All removed material becomes the property of the Contractor, who assumes all liabilities associated with material's final disposition.

### **Article 11.18.04 – Method of Measurement:**

This work will be measured as a Lump Sum.

### **Article 11.18.05 – Basis of Payment:**

This work will be paid for at the contract lump sum price for "Removal and/or Relocation of Traffic Signal Equipment" which price shall include relocating signal equipment and associated hardware, all equipment, material, tools and labor incidental thereto. This price shall also include removing, loading, transporting, and unloading of signal equipment/materials designated for salvage and all equipment, material, tools and labor incidental thereto. This price shall also include removing and disposing of traffic signal equipment not to be salvaged and all equipment, material, tools and labor incidental thereto.

Payment is at the contract lump sum price for “Removal and/or Relocation of Traffic Signal Equipment” inclusive of all labor, vehicle usage, storage, and incidental material necessary for the complete removal of abandoned equipment/material and/or relocation of existing traffic signal equipment/material. Payment will also include the necessary labor, equipment, and material for the complete restoration of all affected areas.

A credit will be calculated and deducted from monies due the Contractor equal to the listed value of salvage material not returned or that has been damaged and deemed unsalvageable due to the Contractor’s operations.

Pay Item	Pay Unit
Removal and/or Relocation of Traffic Signal Equipment	L.S. (L.S.)

s:\traffic1406\signal specs\specs\1118012A-REMO & RELO T S EQUIP-Projects

## **ITEM NO. 1206023A - REMOVAL AND RELOCATION OF EXISTING SIGNS**

Section 12.06 is supplemented as follows:

### **Article 12.06.01 – Description is supplemented with the following:**

Work under this item shall consist of the removal and/or relocation of designated side-mounted extruded aluminum and sheet aluminum signs, sign posts, sign supports, and foundations where indicated on the plans or as directed by the Engineer. Work under this item shall also include furnishing and installing new sign posts and associated hardware for signs designated for relocation.

### **Article 12.06.03 – Construction Methods is supplemented with the following:**

The Contractor shall take care during the removal and relocation of existing signs, sign posts, and sign supports that are to be relocated so that they are not damaged. Any material that is damaged shall be replaced by the Contractor at no cost to the State.

Foundations and other materials designated for removal shall be removed and disposed of by the Contractor as directed by the Engineer and in accordance with existing standards for Removal of Existing Signing.

Sheet aluminum signs designated for relocation are to be re-installed on new sign posts.

### **Article 12.06.04 – Method of Measurement is supplemented with the following:**

Payment under Removal and Relocation of Existing Signs shall be at the contract lump sum price which shall include all extruded aluminum and sheet aluminum signs, sign posts, and sign supports designated for relocation, all new sign posts and associated hardware for signs designated for relocation, all extruded aluminum signs, sheet aluminum signs, sign posts and sign supports designated for scrap, and foundations and other materials designated for removal and disposal, and all work and equipment required.

### **Article 12.06.05 – Basis of Payment is supplemented with the following:**

This work will be paid for at the contract lump sum price for “Removal and Relocation of Existing Signs” which price shall include relocating designated extruded aluminum and sheet aluminum signs, sign posts, and sign supports, providing new posts and associated hardware for relocated signs, removing and disposing of foundations and other materials, and all equipment, material, tools and labor incidental thereto. This price shall also include removing, loading, transporting, and unloading of extruded aluminum signs, sheet aluminum signs, sign posts, and sign supports designated for scrap and all equipment, material, tools and labor incidental thereto.

<u>Pay Item</u>	<u>Pay Unit</u>
Removal and Relocation of Existing Signs	L.S.

**ITEM #1208931A—SIGN FACE - SHEET ALUMINUM (TYPE IX RETROREFLECTIVE SHEETING)**

**ITEM #1208932A—SIGN FACE - SHEET ALUMINUM (TYPE IV RETROREFLECTIVE SHEETING)**

*Section 12.08 is supplemented and amended as follows:*

**12.08.01—Description:**

*Add the following:*

This item shall also include field testing of metal sign base posts as directed by the Engineer.

**12.8.3 —Construction Methods:**

*Delete the last sentence and add the following:*

Metal sign base posts shall be whole and uncut. Sign base post embedment and reveal lengths shall be as shown on the plans. The Contractor shall drive the metal sign base posts by hand tools, by mechanical means or by auguring holes. If an obstruction is encountered while driving or placing the metal sign base post, the Contractor shall notify the Engineer who will determine whether the obstruction shall be removed, the sign base post or posts relocated, or the base post installation in ledge detail shall apply. Backfill shall be thoroughly tamped after the posts have been set level and plumb.

**Field Testing of Metal Sign Posts:** When the sign installations are complete, the Contractor shall notify the Engineer the Project is ready for field testing. Based on the number of posts in the Project, the Engineer will select random sign base posts which shall be removed by the Contractor for inspection and measurement by the Engineer. After such inspection is completed at each base post location, the Contractor shall restore or replace such portions of the work to the condition required by the Contract. Refer to the table in 12.08.05 for the number of posts to be field tested.

**12.8.4 —Method of Measurement:**

*Add the following:*

The work required to expose and measure sign base post length and embedment depth using field testing methods, and restoration of such work, will not be measured for payment and shall be included in the general cost of the work.

**12.8.5 —Basis of Payment:**

*Replace the entire Article with the following:*

This work will be paid for at the Contract unit price per square foot for “Sign Face - Sheet Aluminum” of the type specified complete in place, adjusted by multiplying by the applicable Pay Factor listed in the table below. The price for this work shall include the completed sign, metal sign post(s), span-mounted sign brackets and mast arm-mounted brackets, mounting hardware, including reinforcing plates, field testing, restoration and replacement of defective base post(s), and all materials, equipment, and work incidental thereto.

**Pay Factor Scale:** Work shall be considered defective whenever the base post length or base post embedment depth is less than the specified length by more than 2 inches. If the number of defects results in rejection, the Contractor shall remove and replace all metal sign base posts on the Project, at no cost to the Department.

**Number of Posts to be Tested and Pay Factors (Based on Number of Defects)**

<b>Number of Posts in Project =&gt;</b>	<b>51-100</b>	<b>101-250</b>	<b>251-1000</b>	<b>&gt;1000</b>
<b>Sample Size=&gt;</b>	<b>5 Posts</b>	<b>10 Posts</b>	<b>40 Posts</b>	<b>60 Posts</b>
0 Defects	1.0	1.0	1.025	1.025
1 Defect	0.9	0.95	0.975	0.983
2 Defects	Rejection	0.9	0.95	0.967
3 Defects	Rejection	Rejection	0.925	0.95
4 Defects	Rejection	Rejection	0.9	0.933
5 Defects	Rejection	Rejection	Rejection	0.917
6 Defects	Rejection	Rejection	Rejection	0.9
7 or more Defects	Rejection	Rejection	Rejection	Rejection

Note: Projects with 50 or fewer posts will not include field testing.



**ITEM # 1302047A – RESET GATE BOX**

**Description:** Work under this item shall consist of removal, storage, and subsequent reinstallation of utility gate boxes in conformity with the lines, grades, dimensions and details shown on the plans, or as ordered, and in accordance with the provisions of these specifications.

**Materials:**

As required per owner specifications.

**Construction Methods:** Gate box frames to be reset shall be removed from the existing locations, and reset to suitable height per owner specifications.

**Method of Measurement:** This work will be measured by the number of valve boxes reset and accepted.

**Basis of Payment:** This work will be paid for at the contract unit price for each "Reset Gate Box", complete in place, which price shall include all materials, testing, equipment, tools and labor incidental thereto.

## **ITEM # 1700001A – SERVICE CONNECTIONS (ESTIMATED COST)**

**Description:** This work shall consist of disconnection, alteration and reconnection of those existing utility services owned by property owners at locations necessary to complete this project and as ordered by the Engineer. This work shall include the coordination with the affected utility companies and customers. Any damage caused by the Contractor or Subcontractors, as determined by the Engineer, shall be corrected by the Contractor in accordance with this specification.

**Materials:** All materials shall be provided by the Contractor and shall meet the current standards of the affected service.

**Construction Methods:** The Contractor shall perform all work in coordination with the Utility Company and affected property owner and as directed by the Engineer. Certain work may require use of a licensed and/or certified tradesman when such work is required by local and/or state codes.

Any utility customer's service interruption shall be done in a way that minimizes adverse impacts to the customer and affected utility.

Any work and materials supplied by the utility companies shall be on a billable basis to the Contractor.

**Method of Measurement:** The work and materials shall be measured for payment as provided for under Article 1.04.05 Extra Work.

The sum of money shown on the estimate and in the itemized proposal as "Estimated Cost" for this work will be considered the price bid even though payment will be made only for actual work performed. The estimated cost figure is not to be altered in any manner by the bidder. Should the bidder alter the amount shown, the altered figure will be disregarded and the original price will be used to determine the total amount for the contract.

Corrective work required to repair damage caused by the Contractor or its Subcontractors shall not be measured for payment.

**Basis of Payment:** This work will be paid as Extra Work.

### **Pay Item**

Service Connections (Estimated Cost)

### **Pay Unit**

Estimated Cost