




## On your computer:

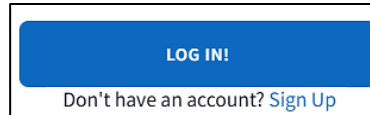
Start at [www.trumbull-ct.gov/Library](http://www.trumbull-ct.gov/Library) and click on the *Digital Library* button.

Click on *Hoopla* to expand the page section, and then click the link listed under “*Or log into the collection online.*”

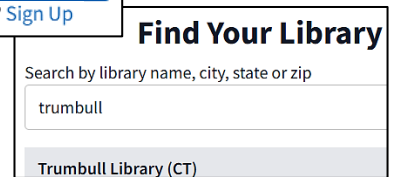


### Using for the first time:

On the “Welcome to Hoopla” screen, click the link that says *Don’t have an account? Sign Up*. Then click *Let’s Go!*



On the “Find Your Library” screen, click *Trumbull Library (CT)* if it appears in the list. (Or type “Trumbull” in the search box to make it appear.) Then click *Next*.



On the “Connect With Your Library” screen, enter your 14-digit library card number and click *Next*.

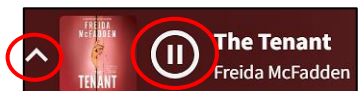

On the “Almost Done” screen, enter your email address, and create a password. Remember the password, so you can use it to login again in the future. Then click *Complete Registration* and click *Get Started*.

### Using the site again later:

On the “Welcome to Hoopla” screen, enter your email address and password and click the *Log In!* button.

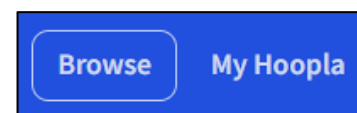
### Finding/borrowing items:

- To Search: Enter a title/author in the search box at the top of the page
- To Browse: Click on an item type in the gray menu bar, such as Audiobooks or Ebooks. From there, you can see popular or recommended items, or click on a genre to browse further.
- Click on an item you are interested in, and then click the blue *Borrow* button.
- Click the *Borrow Title* button to confirm.
- Click the *Read* or *Play* button.
- **Audiobooks** will start playing in your browser, and you can click the circular button to pause/play, or click the arrow button to see more options.
- **Ebooks** will open in your browser, and you can move forward & backward with the arrow keys on your keyboard.
- **Movies** will start playing in your browser, and you can pause, rewind and fast-forward by clicking the on-screen buttons with your mouse.



### Seeing what you have borrowed:

Whenever you want to read/play one of your items, or see all the items you have currently borrowed, click *My Hoopla* at the top of the screen.



### Downloading ebooks & audiobooks:

To download items for reading/listening offline, you’ll need to use the Hoopla app on your phone or tablet. See the other side of this handout for directions.



## On your phone/tablet:

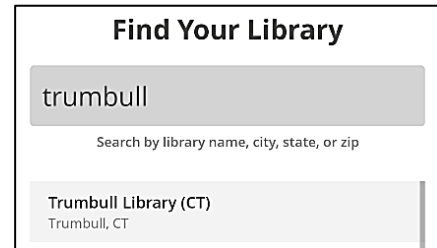
Search for and download the *Hoopla* app from the **Apple App Store** (iPhone) or **Google Play Store** (Android). Open the app and follow the steps below.



### Using for the first time:

On the “Welcome to Hoopla” screen, tap *Sign Up*. Then tap *Let’s Go!*

On the “Find Your Library” screen, tap *Trumbull Library (CT)* if it appears in the list. (Or type “Trumbull” in the search box to make it appear.) Then tap *Next*.




On the “Connect With Your Library” screen, enter your 14-digit library card number and tap *Next*.

On the “Almost Done” screen, enter your email address, and create a password. Remember the password, so you can use it to login to Hoopla again in the future. Then tap *Sign Up!* and tap *Get Started*.

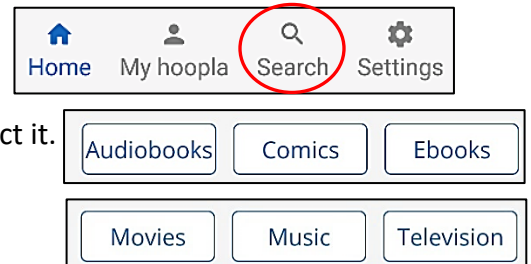
### Using the app again later:

On the “Welcome to Hoopla” screen, tap the *Login* link at the top right, then enter your email address and password, and tap the *Login* button.



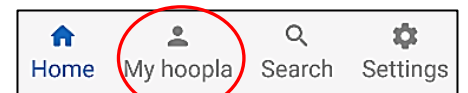
### Finding/borrowing items:

- **To Search:** Tap the *Search* icon at the bottom of the screen and enter a title/author
- **To Browse:** swipe through the item categories and tap on one to select it.
- Tap on an item you are interested in, and then tap the blue *Borrow* button.
- Tap the *Borrow Title* button to confirm.
- Tap the *Read or Play* button.
- **Ebooks:** The ebook will open in the app, and you can move forward & backward by swiping or tapping to the left or right.
- **Movies:** The movie will start playing in the app, and you can pause, rewind and fast-forward by tapping the on-screen buttons.



### Seeing what you have borrowed:

Whenever you want to read/play one of your items, or see all the items you have currently borrowed, tap *My Hoopla* at the bottom of the screen.



### Downloading ebooks & audiobooks:

To download items for reading/listening offline: First tap the *Borrow* button. The button will then change to say either *Play* or *Read*. Tap the button below it, which says *Tap here to download*.

